

2008 - 2009
Annual Report on
Georgia's Charter Schools

Georgia
Department of Education

Kathy Cox,
State Superintendent of Schools

Submitted to the State General Assembly on
December 31, 2009

Table of Contents

Executive Summary	i-xxv
I. Charter Schools in Georgia	iv
II. Charter School Characteristics and Demographics	v
III. Charter School Student Performance	ix
IV. Charter Map	xix
V. Charter School Performance Tables	xx
VI. Appendix A (including acknowledgements).....	xxiv
Charter School Individual Reports in alphabetical order	1 - 154
1. Addison Elementary (Cobb County)	1
2. Amana Academy (Fulton County)	3
3. Atlanta Charter Middle School (Atlanta Public).....	5
4. Baconton Community Charter School (Mitchell County).....	7
5. Berrien Academy Performance Learning Center (Berrien County)	9
6. Bishop Hall Charter School (Thomas County)	11
7. Brighten Academy Charter School (Douglas County).....	13
8. Central Educational Center (Coweta County)	15
9. Chamblee High School (DeKalb County).....	17
10. Charles R. Drew Charter School (Atlanta Public)	19
11. Charter Conservatory for Liberal Arts and Technology (Commission)	21
12. Chattahoochee County High School (Chattahoochee)	23
13. Chesnut Elementary School (DeKalb County)	25
14. Clubview Elementary School (Muscogee County)	27
15. Coastal Empire Montessori Charter School (Chatham County).....	29
16. DeKalb Academy of Technology and The Environment (DeKalb County)...	31
17. DeKalb: PATH Academy (DeKalb County)	33
18. Destiny Academy of Excellence (DeKalb County)	35
19. Dooly County High School (Dooly County).....	37
20. Dunwoody Springs Charter School (Fulton County)	39
21. Effingham Gateway Academy (Effingham County).....	41
22. Fargo Charter School (Clinch County)	43
23. Forsyth County Academy (Forsyth County).....	45
24. Fulton Science Academy (Fulton County).....	47
25. Futral Road Elementary (Spalding County).....	49
26. Gateway to College Academy (DeKalb County).....	51
27. George Walton Comprehensive High School (Cobb County).....	53
28. Gwinnett School of Math, Science & Technology (Gwinnett County)	55

29. Hapeville Middle School (Fulton County)	57
30. Imagine International Academy of Smyrna (Cobb County)	59
31. Imagine Wesley International Academy (Atlanta Public)	61
32. Imagine International Academy of Mableton (Cobb County)	63
33. International Community School (DeKalb County)	65
34. International Studies Elementary Magnet School (Dougherty)	67
35. Ivy Preparatory Academy (Commission)	69
36. Jenkins-White Elementary School (Richmond County)	71
37. Kennesaw Charter School (Cobb County)	73
38. Kingsley Elementary School (DeKalb County)	75
39. KIPP South Fulton (Fulton County)	77
40. KIPP West Atlanta Young Scholars Academy (Atlanta Public)	79
41. Lake Oconee Academy (Greene County)	81
42. Lewis Academy of Excellence (Clayton County)	83
43. Marietta Charter School (Marietta City)	85
44. Morgan County Elementary (Morgan County)	87
45. Morgan County High School (Morgan County)	89
46. Morgan County Middle School (Morgan County)	91
47. Morgan County Primary School (Morgan County)	93
48. Mountain Education Center (Townsend County)	95
49. Murphy Middle Charter School (Richmond)	97
50. Neighborhood Charter School (Atlanta Public)	99
51. New Life Academy of Excellence (Clayton County)	101
52. North Springs Charter High School (Fulton County)	103
53. Odyssey Charter School (State Charter)	105
54. Oglethorpe Charter School (Chatham County)	107
55. Peachtree Charter Middle School (DeKalb County)	109
56. Ridgeview Middle School (Fulton County)	111
57. Riverwood International Charter School (Fulton County)	113
58. Rockdale Career Academy (Rockdale County)	115
59. Savannah Gateway Academy (Chatham County)	117
60. Sawyer Road Elementary (Marietta City)	119
61. Scholars Academy of Excellence (Clayton County)	121
62. Sedalia Park Elementary School (Cobb County)	123
63. Spalding Drive Elementary School (Fulton County)	125
64. T.E.A.C.H. Charter School (Fulton County)	127
65. Tech High School (Atlanta Public)	129
66. UNIDOS Dual Language Charter School (Clayton County)	131
67. University Community Academy (Atlanta Public)	133
68. Walton Career Academy (Walton County)	135
69. Webster County High School (Webster County)	137
70. Whitfield County Career Academy (Whitfield County)	139
71. Woodland Elementary School (Fulton County)	141
72. World Language Academy of Chesnut Mountain (Hall County)	143
73. Wynnton Arts Academy (Muscogee County)	145

Charter Systems

1. City Schools of Decatur	148
2. Gainesville City Schools	150
3. Marietta City Schools	152
4. Warren County Schools	154

EXECUTIVE SUMMARY

2009 was a remarkable year for the Georgia Charter Sector. More than ten years have passed since the Charter Schools Act of 1998 allowed the creation of start-up charter schools in Georgia. Since that time, the charter sector in Georgia has expanded considerably, bringing new public school options to thousands of Georgia children and their families. Georgia continued its charter expansion efforts in 2009 and redoubled its efforts to ensure that charter schools meet rigorous student achievement goals. In 2009, 8 new charter schools opened their doors. In addition, Georgia awarded its first Commission charters to 9 start-up charter schools. Two of these schools existed as state chartered special schools until their transfer to the Commission at the beginning of the 2009-2010 school year. In December 2009, the Commission approved 7 new schools that plan to open in the fall of 2010. Currently, Georgia has 121 approved charter schools, which is more than twice the number of charter schools Georgia had just three years ago. As in all previous years, charter enrollment is up across the board, as Georgia parents increasingly view charter schools as viable and attractive public educational options for their children.

This increased growth and interest was reflected in new legislation as well. During the 2009 legislative session, the General Assembly passed a significant charter school facilities bill, House Bill 555, which requires local school districts to make unused facilities available to charter schools at no lease cost. This bill became effective July 1, 2009 and has already changed the facilities situation for many Georgia charter schools. In fact, many charter schools that formerly leased space from private landlords are now located in district-owned buildings, allowing such schools to use their operational funding directly in the classroom to improve student learning.

The other major development in 2009 was the establishment of the Georgia Charter Schools Commission, a single purpose, seven-member state level commission with the power to authorize charter schools directly. This Commission began its work early in 2009 and considered a total of thirty-eight applications for new or transfer charter schools by the end of 2009. The Commission has ushered in a new era of alternative authorizing in Georgia.

Georgia's charter sector also experienced increased national support and attention. The National Association of Charter School Authorizers awarded the State of Georgia with the Association's inaugural Award for Excellence in Improving Policy. This national award recognizes the progress in states that implement sound, highly effective charter school strategies. In addition, Georgia's local school districts are reflecting national trends by prioritizing charter schools as a school improvement and turnaround strategy, by utilizing chartering as one approach to engage parents, implement flexibility, and improve the achievement of students.

While the Department of Education ("Department") is pleased by this increased focus on chartering, our principal goal remains the same: providing high-quality, innovative educational opportunities for students through *quality* chartering, with a special emphasis on serving those students who are not succeeding in their traditional schools.

Georgia Charter School Facts at a Glance

Charter Schools by the Numbers

- 121 charter schools
- 64,949 charter students
- 65 start-up charter schools, 31 conversion charter schools
- 19 career academies, 4 charter systems
- 4% of public school students enrolled in charter schools

Charter School Academic Performance

- 85% of charter schools made AYP in 2008-09
- 61% of charter schools exceeded the student performance of their two closest schools
- 81% charter school high school graduation rate

Charter School Characteristics

- 1 single gender school
- 7 charter schools offer single gender classes
- 13 charter schools offer dual language instruction
- 12 charter schools offer an International Baccalaureate program
- Largest charter school: 4,689 students (Odyssey Charter School)
- Smallest charter school: 27 students (Fargo Charter School)

Charter School Landscape

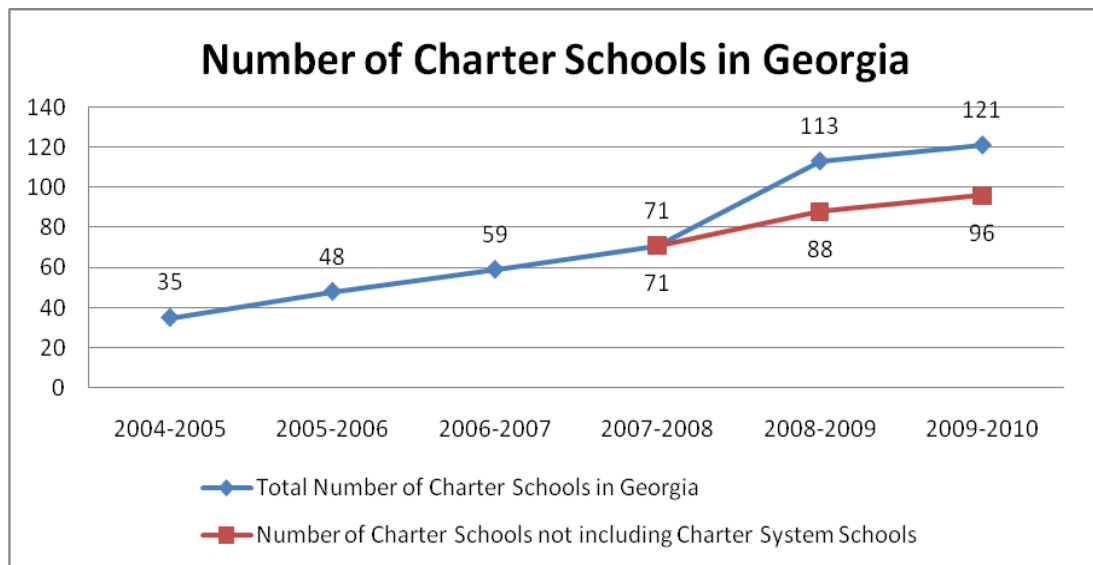
- 38 applications submitted to the Commission in 2009
- 36 applications submitted to the Georgia Department of Education in 2009
- Fulton County has the greatest number of charter schools (12)

This Annual Report is compiled annually by the Department of Education under the leadership of State Superintendent of Schools Kathy Cox and provided to the General Assembly by December 31. The Report is divided into three sections:

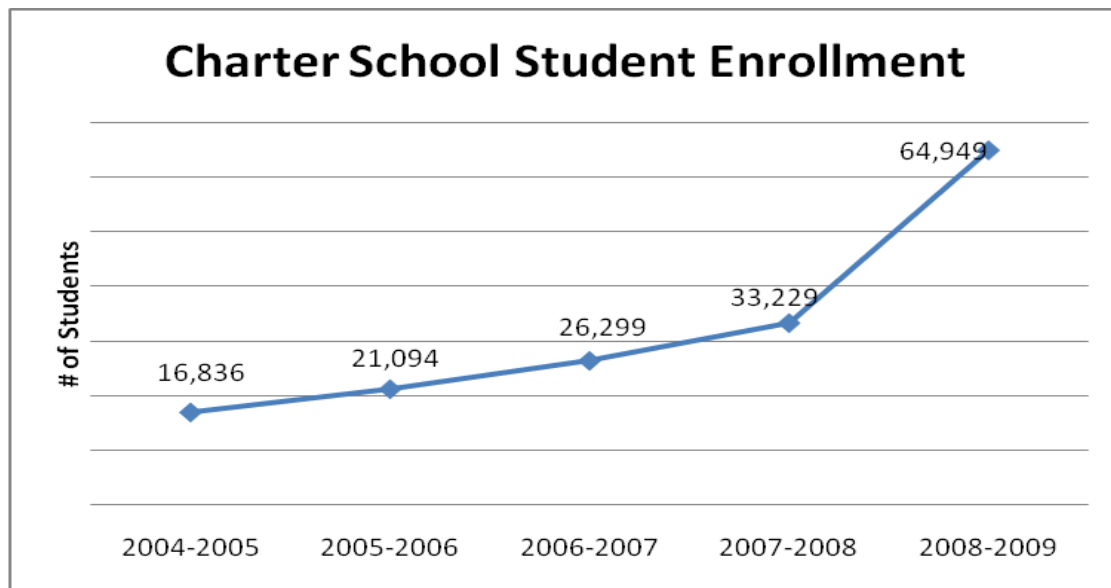
- A demographic overview of charter schools in Georgia, including enrollment numbers, student populations served, distribution of charter schools across the state, and related information;
- An analysis of student performance in charter schools using a variety of data points (AYP, CRCT, GHSGT, graduation rate, etc.), including comparison data with district, state, and local school averages and scatter plot diagrams showing charter school performance compared to the performance of similar schools; and
- An individual school report on every charter school and charter system in Georgia, with information on enrollment, AYP data, academic performance, performance on charter terms, and financial information.

I. Charter Schools in Georgia

The number of charter schools in Georgia has climbed steadily since the first three schools opened in 1995, two years after the Georgia Charter School Act passed in 1993. Since 1998, the first year start-up charter schools were allowed under Georgia law, charter schools have increased in visibility and prominence across Georgia. In the current school year, Georgia has 121 charter schools statewide.



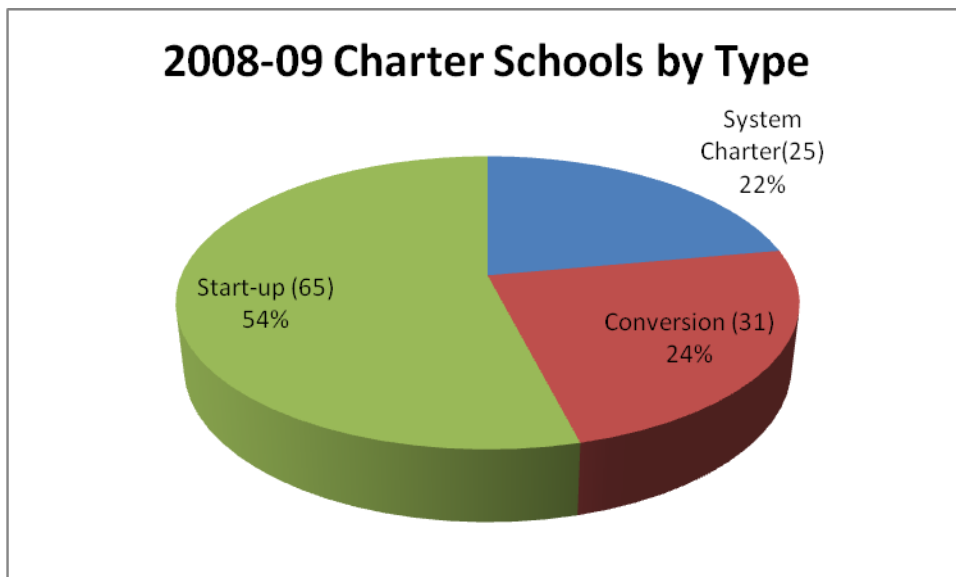
In the past year, charter school enrollment roughly doubled from 33,229 students to 64,949 students. The dramatic increase resulted from a significant expansion in authorization of charter schools since the 2006-2007 school year and from the continued growth in existing schools. Since the 2005-2006 school year, charter school enrollment has increased three-fold.



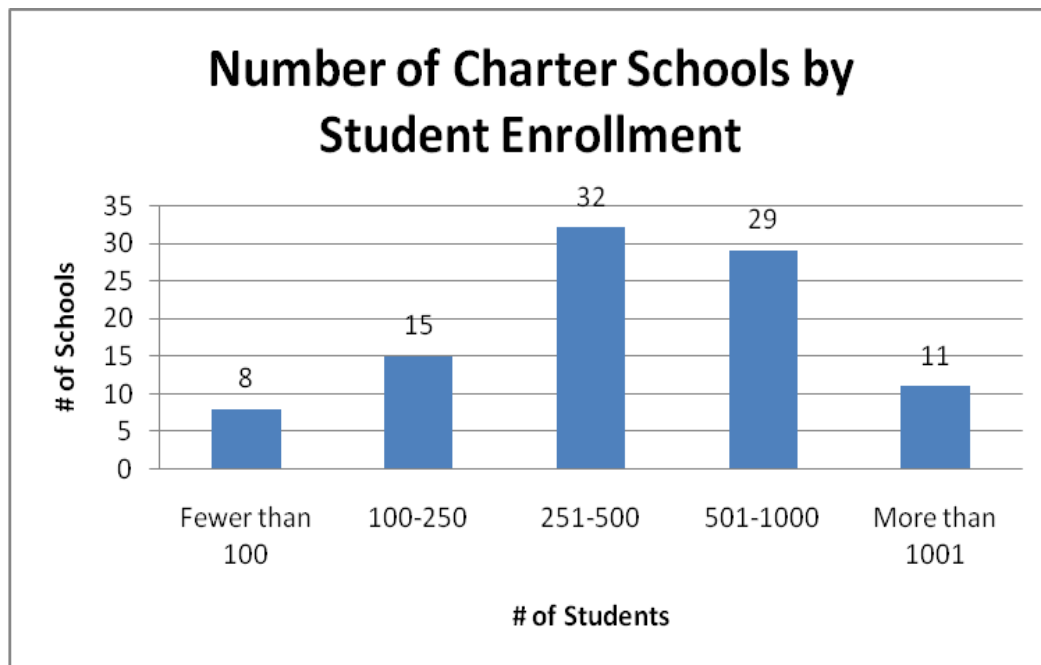
II. Charter School Characteristics and Demographics

Charter schools in Georgia are varied in both type and focus. Georgia law authorizes six distinct types of charter schools: Start-up Charter Schools; LEA Start-up Charter Schools; Conversion Charter Schools; State Chartered Special Schools; System Charter Schools; and Commission Charter Schools. (See Appendix A for a definition of each type of school.) In addition, several hybrid models are also authorized under law, including, for example, career academy charter schools (a start-up charter school, often with a dual enrollment, career/technical curriculum) and cluster charter schools (a conversion high school and all its feeder middle and elementary schools chartered together).

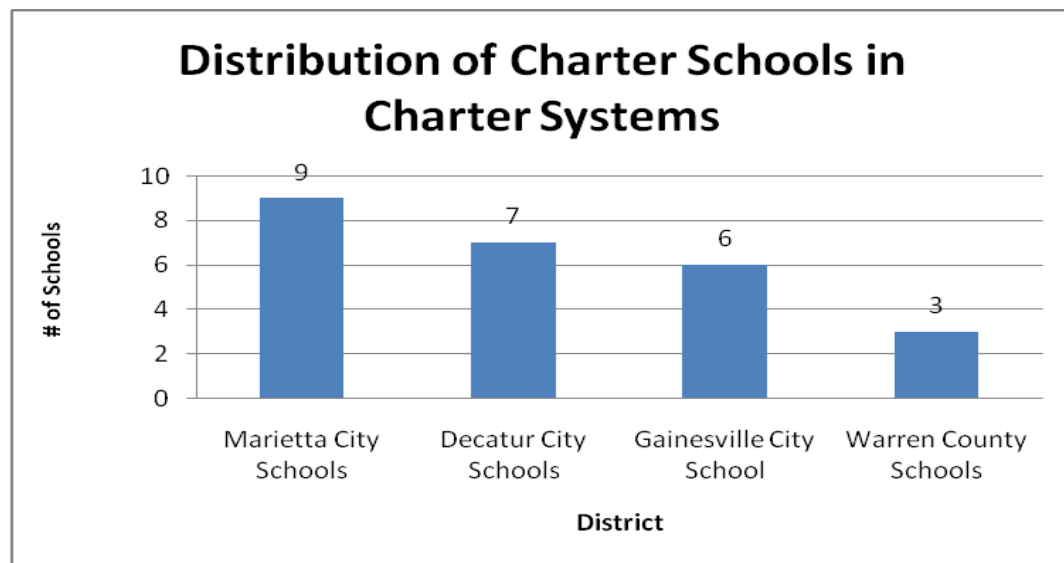
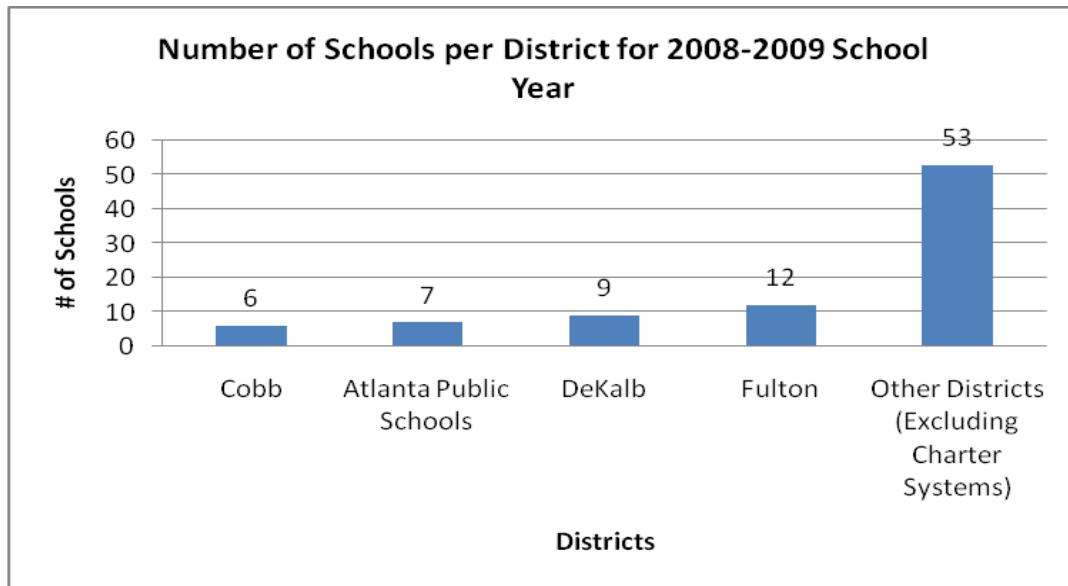
When the Georgia Charter Schools Act (“Act”) was first enacted in 1993, it only authorized conversion schools. Consequently, all charter schools in Georgia were conversion charter schools until 1998, when the Act was amended to allow for start-up charter schools. Since that time, the trend has been toward an increasing number of start-up charter schools, either conventional start-up charter schools or LEA start-up charter schools. Today, 54% of charter schools are start-up schools and just less than one-half of all charter schools were existing schools prior to becoming a charter in the 2008-2009 school year. This is a decrease in start-up schools from 2007, when 65% of all charter schools were start-up charter schools. The composition of charter schools changed dramatically over the past year as a result of four school systems becoming charter systems. The four systems—Decatur City Schools, Gainesville City Schools, Marietta City Schools, and Warren County Schools—comprise one fifth of Georgia’s charter schools. .



Traditionally, charter schools have been smaller than traditional public schools. In 2009, however, Georgia experienced a growth in the average enrollment of charter schools. While the majority of charter schools still have fewer than 500 students total, the growth of existing schools coupled with the addition of the four charter systems caused the average school size to increase. While the majority of schools still enrolls fewer than 500 students, an increasing number of schools are expanding their student populations. Indeed, the number of schools serving students with more than 500 students enrolled increased from 25 to 40 in the 2008-2009 school year. All the charter schools that enroll fewer than 100 students are start-up charter schools.

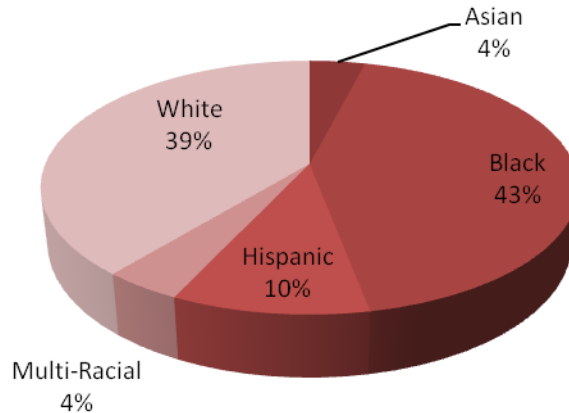


Charter school students are not evenly distributed among Georgia school districts. In fact excluding charter systems, the four districts with the largest number of charter schools – Cobb County Schools, DeKalb County Schools, Fulton County Schools, and Atlanta Public Schools – authorize almost half the charter schools in the state. These four districts also have the largest share of charter school enrollment, enrolling approximately 65% of all charter school students statewide. (The charter schools in these four districts tend to be significantly larger than charter schools in other districts across the state.) In fact, the largest single bricks-and-mortar charter school, with an enrollment of 2,587 students, is Walton High School in Cobb County.

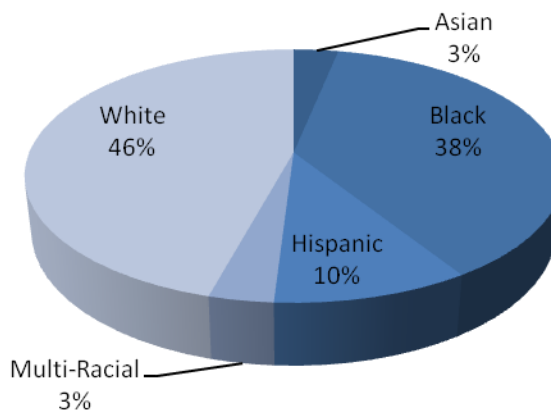


In terms of gender and racial composition, charter schools in Georgia are equally likely to enroll female students and are somewhat more likely to enroll racial minorities. In fact, when multiracial students are included, racial minorities comprise 61% of all charter school students, compared to 54% statewide: 43% of charter schools students are African-American (compared to 38% statewide); 10% are Hispanic (compared to 10% statewide); 4% are Asian (compared to 3% statewide); and 4% are multiracial (compared to 3% statewide).

Racial Composition of Georgia's Charter Schools



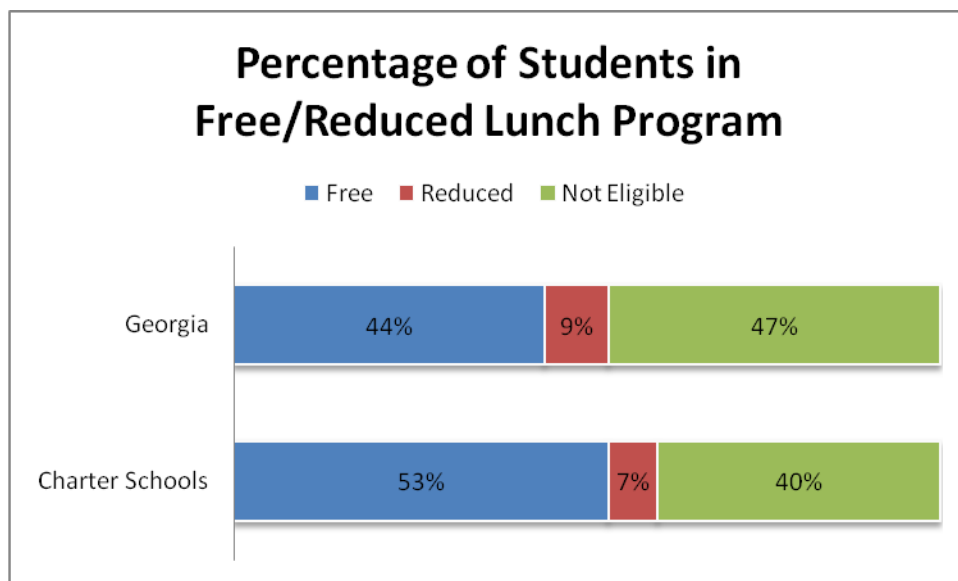
Racial Composition of Georgia's Schools



Finally, students who qualify for free and reduced lunch (“FRL”) are overrepresented in charter schools. During the 2008-2009 school year, 60% of students enrolled in charter schools were FRL qualified compared to 53% of students statewide. These figures are particularly significant in light of the claim that charter schools tend to “skim” more affluent students from traditional public schools. The data from Georgia, which is consistent with nationwide trends, shows that charter schools, on average, enroll a *less* affluent population than traditional public schools enroll.

Moreover, when the free lunch data is disaggregated from the reduced lunch data, it becomes clear that charter schools are even more likely to serve students that are in poverty. Under federal guidelines, students qualify for free lunch if their family has income up to 130% of the federal poverty level and for reduced lunch if their family has income up to 185% of the

federal poverty level. For illustration, a student from a family of three during the 2008 school year qualified for free lunch with a family income of \$22,880 or less, compared to \$32,560 or less for reduced lunch. As illustrated below, 60% of charter school students statewide qualified for free or reduced lunch in 2008-2009. The comparable rate for traditional public schools was 53%. When free lunch qualified students are separated from reduced price lunch, it becomes clear that charter school students tend to be relatively more economically disadvantaged: 53% of all Georgia charter school students qualified for free lunch, compared to 44% of traditional public school students who qualified for free lunch.



III. Charter School Student Performance

The question of whether charter school students outperform students enrolled in traditional public schools is the subject of increasingly rancorous debate in Georgia and nationwide. In 2009, this debate was heightened by two national studies, one completed by Caroline Hoxby examining charter student performance in New York charter schools and one completed by the Center for Research on Education Outcomes (CREDO) at Stanford University focusing on national charter school performance. These two studies, which have generally been described as arriving at competing conclusions, illustrate the challenges in interpreting charter school performance results.

In point of fact, the real issue – whether students enrolled in charter schools performed better than they would have performed had they attended traditional public schools – is difficult to answer because once students enroll in a charter school there is no baseline to determine how well they would have done had they stayed in traditional public schools.

Because of this difficulty, researchers use a number of methods to approximate presumed student performance, including controlling for certain factors known to impact student performance; conducting trend analysis showing whether student achievement accelerates the

longer one is enrolled in a charter school; and using matched pair analysis where charter school students are matched with similar students who remain in traditional public schools and their performance is tracked over time. All of these approaches have their limitations, but they provide some useful data to determine the educational effectiveness of charter schools.

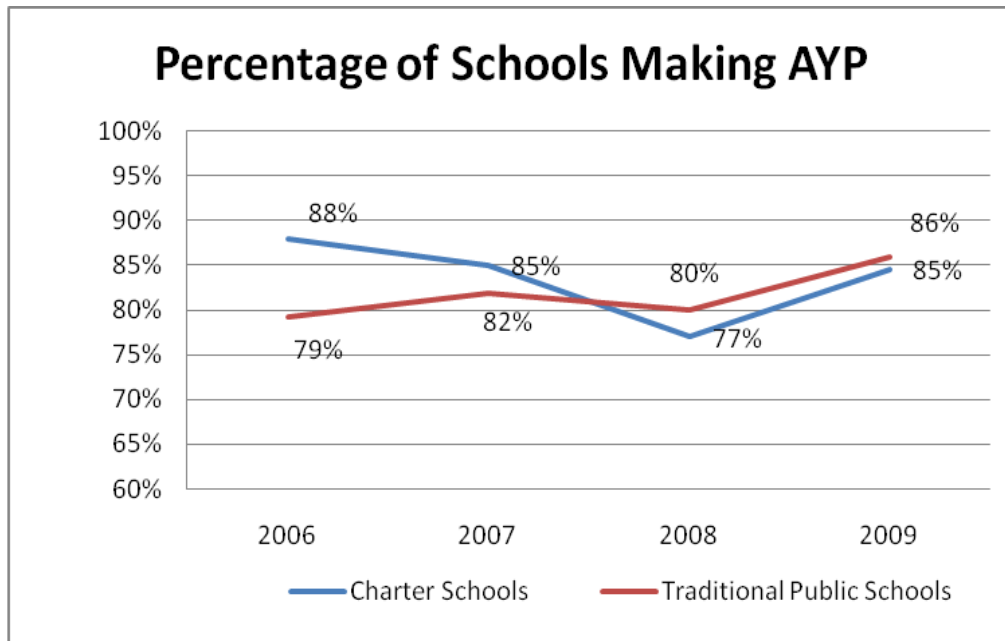
The following analysis of test scores is separated into three sections: (A) Adequate Yearly Progress data; (B) high school graduation rate comparisons; and (C) standardized test results. A review of each of these areas reveals that charter schools in Georgia, on average, have generally outperformed traditional public schools, both in absolute and relative achievement terms, with the exception of AYP figures, where charter schools made AYP at a somewhat lower rate than traditional public schools in 2009.

A. Adequate Yearly Progress Comparisons

Adequate yearly progress (“AYP”) is a relative achievement measure that determines whether a school’s test scores have improved from year to year in various subject areas and grade levels. It does not currently allow for a comparison of cohorts as they move through grades (*e.g.*, by measuring, for instance, the same class of students from year to year), however, so figures compare one group of students to another group of students. Nevertheless, AYP figures provide an overview of whether a school is improving from year to year, at least as measured by succeeding grades of students.

- ✓ 85% of all charter schools made AYP for the 2008-2009 school year
- ✓ 3 out of 4 charter systems made AYP (Decatur City, Marietta City, Gainesville City)
- ✓ 11 charter schools that failed to make AYP in the 2007-2008 school year made AYP in the 2008-2009 school year
- ✓ Two new start-ups made AYP in their first year of operation.

In 2009, Georgia charter schools made adequate yearly progress (“AYP”) at a rate slightly lower (85%) than traditional public schools (86%). This is due largely to an increased number of struggling traditional schools that have decided to use chartering as a school improvement strategy. Because of this new focus, it is even more important to break down AYP results by type of charter school.



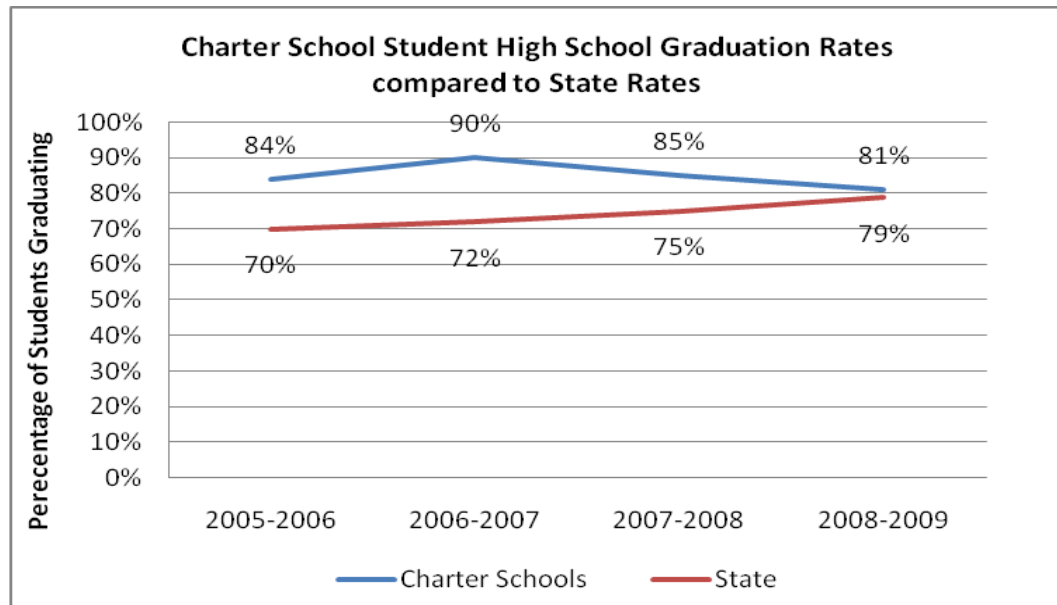
A more complete picture appears if charter schools are divided into three categories: conversions, start-ups and charter systems.

Start-up charter schools performed better than conversion schools. Of the 37 start-ups, 31 made AYP with an overall passing rate of 84%. Out of the 6 start-ups that did not make AYP, only one is in Needs Improvement Status and only two have been open more than two years.

Conversion school performance is somewhat weaker than start-up performance. Approximately 60% of conversion charter schools have made AYP for at least 3 consecutive years, a rate somewhat lower than start-up schools. In addition, several conversion charters have found success using chartering as a turnaround strategy. Murphey Middle Charter School, for instance, converted to charter status in 2007 and is currently in State-Directed Status. The 2008-2009 school year is the first time Murphey Middle Charter School has made AYP since AYP calculations began in Georgia. Of the six conversion schools that did not make AYP, four are high schools and the other two are using chartering as a turnaround strategy.

Three charter systems made AYP in 2009: Decatur City, Marietta City and Gainesville City. Neither Decatur City nor Marietta City made AYP in 2008, prior to becoming charter systems. For the second consecutive year, Warren County School District failed to make AYP based on Warren County High School's academic performance and graduation rate.

B. State High School Graduation Rates



Georgia charter high school graduation rates continue to outpace those from traditional high schools, though in the past two years the rates have declined somewhat. Because of the way high school graduation rates are reported, however, this statistic does not capture the effect of all charter high schools. Georgia has experienced a rapid two-year increase in the number of career academies statewide—there are now 19 approved career academies in Georgia, up from 7 only two years ago. Career academies are charter high schools that partner with the local school system to offer relevant career specific training and increase the local school system’s graduation rates. These career academies have experienced remarkable success, with reported graduation rates above 90% for all but one. Because career academies are programs rather than schools, however, this increase in the graduation rate is reported through the traditional high school and is not included in the charter school graduation rate, thus creating a somewhat artificially low graduation rate among charter high schools. When added to the official high school graduation rate to create an effective graduation rate among all charter schools including career academies, the overall charter school graduation rate soars to 88%.

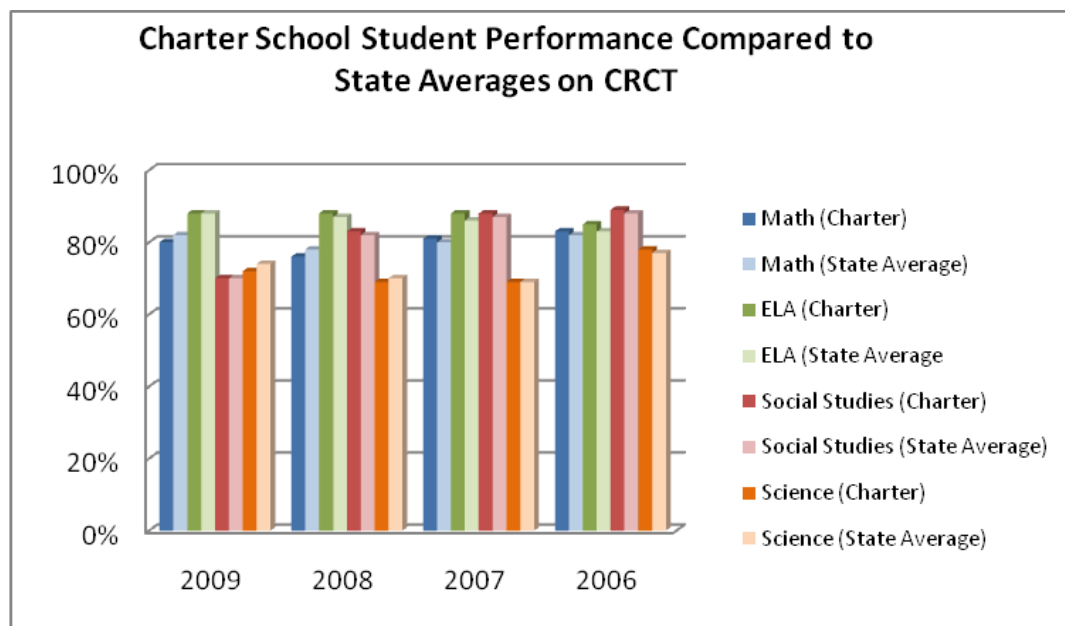
C. Standardized Test Results

➤ CRCT Results

Turning to standardized test results, the data reveals that Georgia charter school student performance has improved in most areas over time. The following figures depict the

performance on the Criterion Referenced Competency Test (“CRCT”)¹ in a variety of content areas over a four-year span. The subjects listed include Social Studies, English/Language Arts, Mathematics, and Science. Comparison scores for all students enrolled in traditional public schools are provided as well.

Georgia charter school students have traditionally performed at a slightly better rate than traditional public school students in most CRCT content areas over time. In the past two years, the achievement difference between charter schools and traditional public schools narrowed somewhat. There was no difference in the achievement results between charter school students and traditional public school students on the English/Language Arts CRCT or the Social Studies CRCT in 2009. Traditional public school students performed slightly better on the Mathematics CRCT and the Social Studies CRCT in 2009. The significance of these results should not be overstated, however, because the size of the difference is extremely small. The following charts compare the percentage of charter school students who passed the CRCT over the past four years with the state averages.

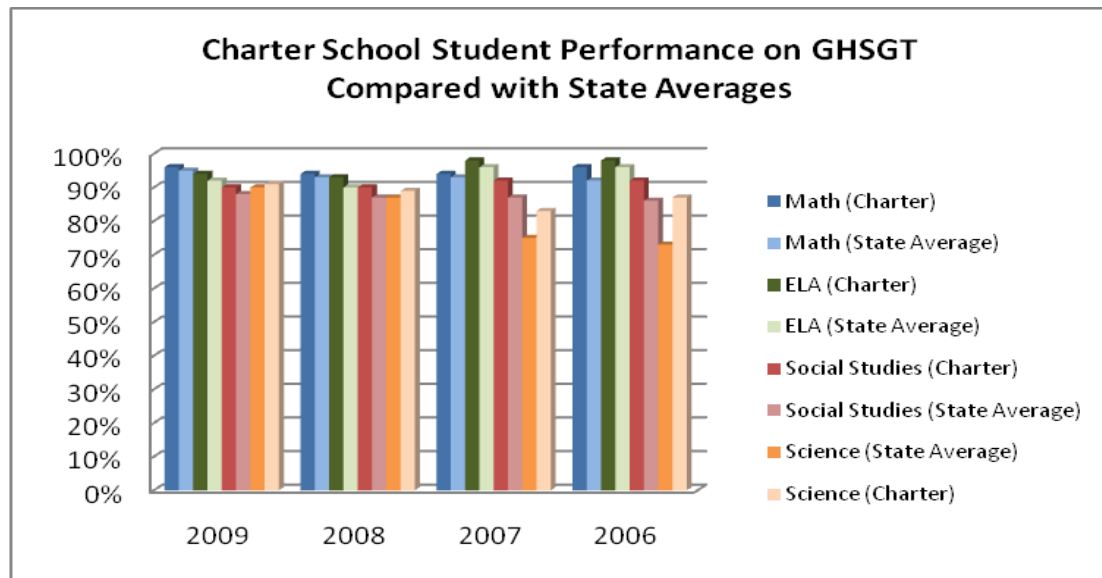


Relative Performance of Charter School Students on the CRCT compared to State Averages				
	2009	2008	2007	2006
Math	-2%	-2%	1%	1%
ELA	0%	1%	2%	2%
Science	-2%	-1%	0%	1%
Social Studies	0%	1%	1%	1%
*Calculated by subtracting state averages from the percentage of charter school students who met or exceeded standards on the CRCT.				

¹ The CRCT test is administered in grades 1 – 8, while the Georgia High School Graduation Test (GHS GT) is administered to high school students.

➤ GHSGT Results

Over the past four years, charter school students performed slightly better on the Georgia High School Graduation Test (“GHSGT”) than their traditional public high school peers on all subject tests. While the achievement gap is relatively small for each subject year, it corresponds with the higher charter school graduation rates noted above. The continued outperformance is notable both for its length and consistency. Indeed, in 2009, as in every year since 2006, charter high school students had a higher pass rate than traditional public school students on every content area of the GHSGT.

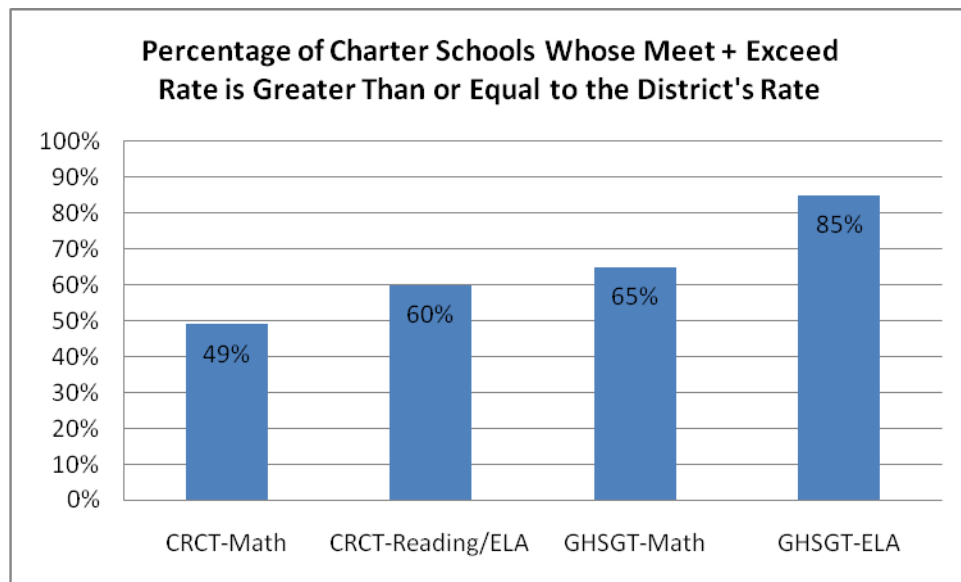


Relative Performance of Charter School Students Meeting or Exceeding Standards on the GHSGT compared to State Averages				
	2009	2008	2007	2006
Math	1%	1%	1%	4%
ELA	2%	3%	2%	2%
Science	1%	2%	8%	14%
Social Studies	2%	3%	5%	6%
*Calculated by subtracting state averages from the percentage of charter school students who meet or exceeded standards on the GHSGT				

D. Comparative Achievement Results

The preceding data compares charter schools' overall student averages against the overall state averages. Because charter school students typically enroll in a local school within an existing school district, state averages are limited in their ability to make accurate local comparisons. Thus, it is important to consider whether charter school students in a given district performed better than other public school students in that same district. One way to examine this question is to determine the percentage of charter school students who either meet or exceed standards and compare that to the passage rate for the district in which the charter school is located.

The following chart depicts the percentage of charter schools whose meet and exceed rate is greater than or equal to the passage rate for the district in which the charter is located.



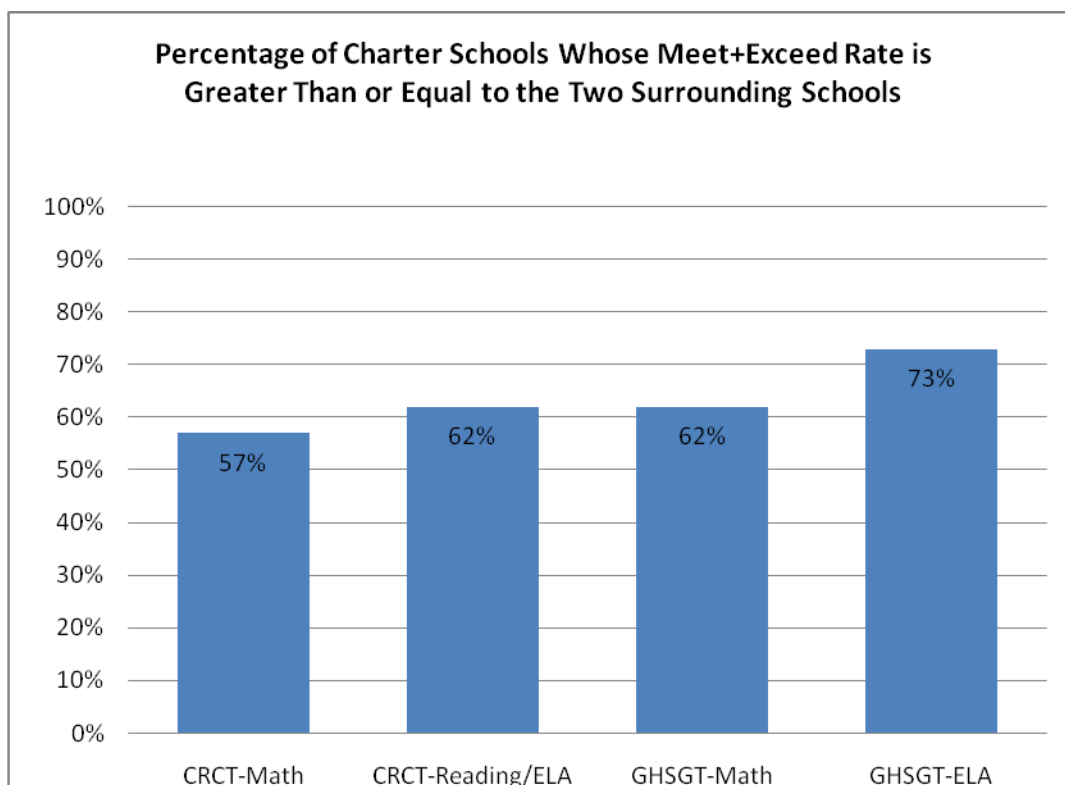
As illustrated above, the majority of charter schools exhibited an overall meet and exceed rate that was better than that of the district as a whole. The performance was strongest on the GHSGT for English/Language Arts, in which 85% of charter schools had a passage rate that was higher than the district average.

This comparison, while certainly more useful than statewide averages, is also somewhat limited by several relevant factors. First, in several Georgia districts, charter school demographics vary quite dramatically from the overall demographics of the district in which the charter school is located. For instance, a charter school might enroll a much higher proportion of English language learners or students with disabilities than the district generally. Comparing such schools to the overall district performance without controlling for relevant variables that affect student achievement might confound the analysis. Likewise, traditional public schools tend to enroll students from a specific attendance zone drawn adjacent to the school itself. While

some charter schools utilize this model, a far higher proportion of charter schools have county-wide attendance zones and some even enroll a substantial number of students from neighboring counties, in which case the comparison to the county performance in which the school is located might be inapt.

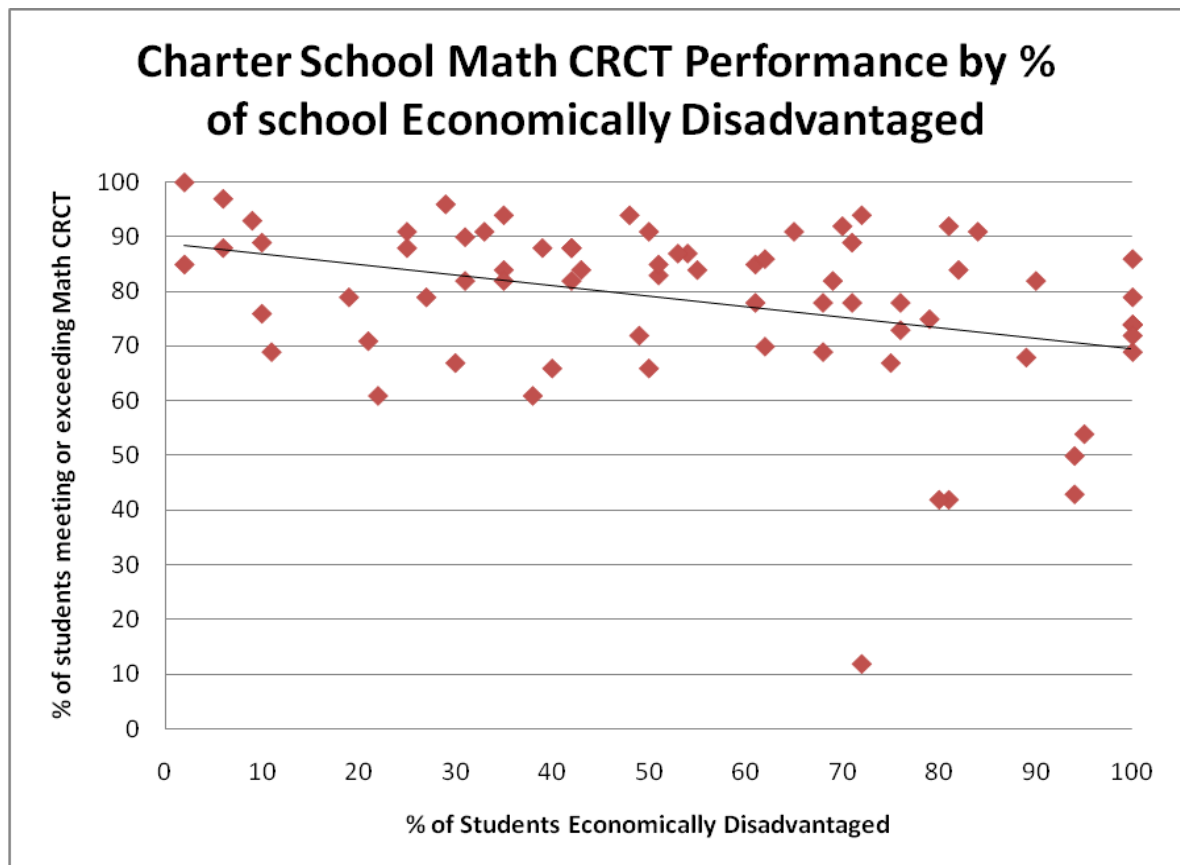
A finer level of detail is provided by comparing the percentage of charter school students who either meet or exceed standards to the neighboring school to which the charter schools' students would otherwise be zoned. This largely controls for the first challenge noted above because it locates the charter school within a specific portion of the district, likely the areas from which the charter school will enroll the majority of its students. After all, Georgia parents and students are not selecting among a composite statewide school, a composite district-wide school, and their zoned school. Instead, they are selecting between a specific traditional public school to which the student is zoned and a charter option. In most respects, this is the best comparison to answer the question of how charter schools perform.

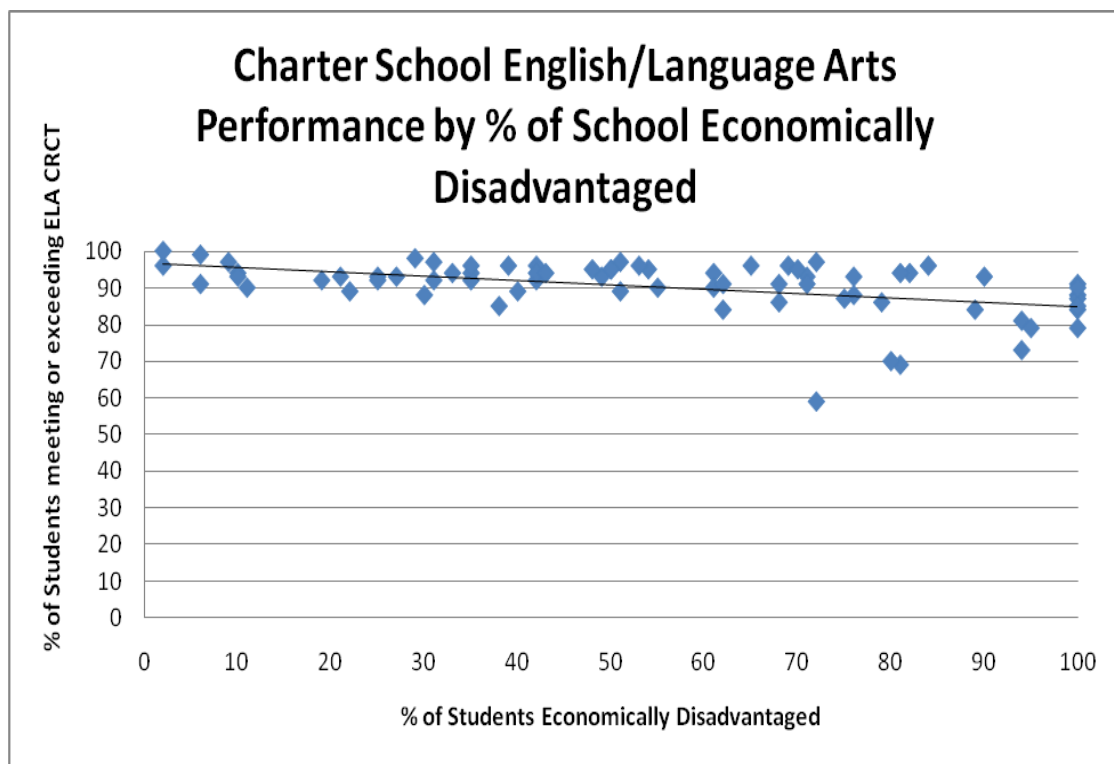
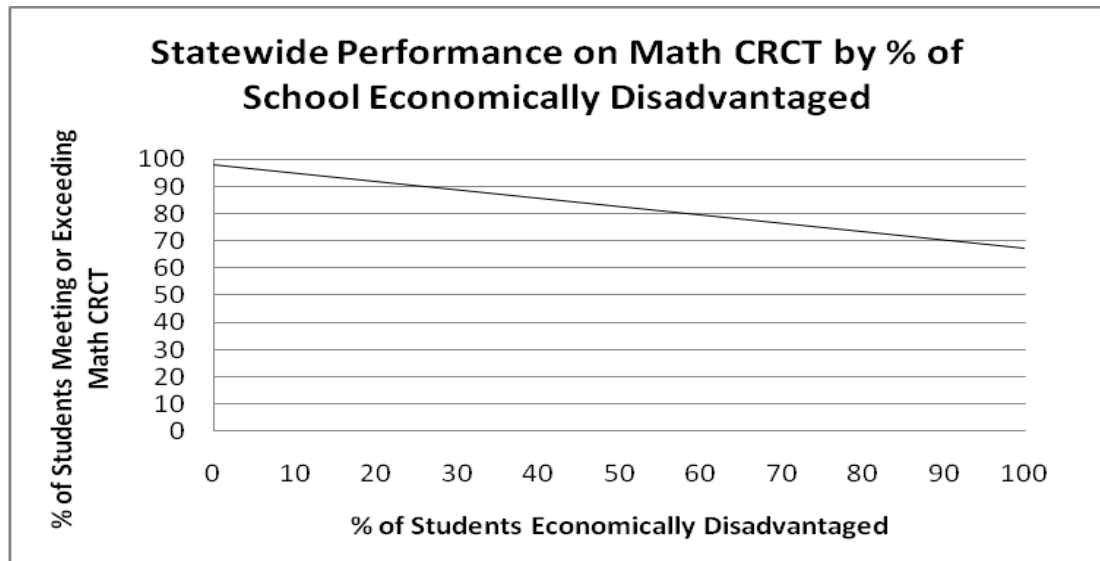
A review of this comparison demonstrates that the majority of charter schools outperform the two closest comparison schools and that charter schools fare even better in this analysis than they did in the district-wide comparison included above. For purposes of this analysis, comparison schools were defined as the two schools with the same grade span that are geographically closest to the charter school and are in the same school district.

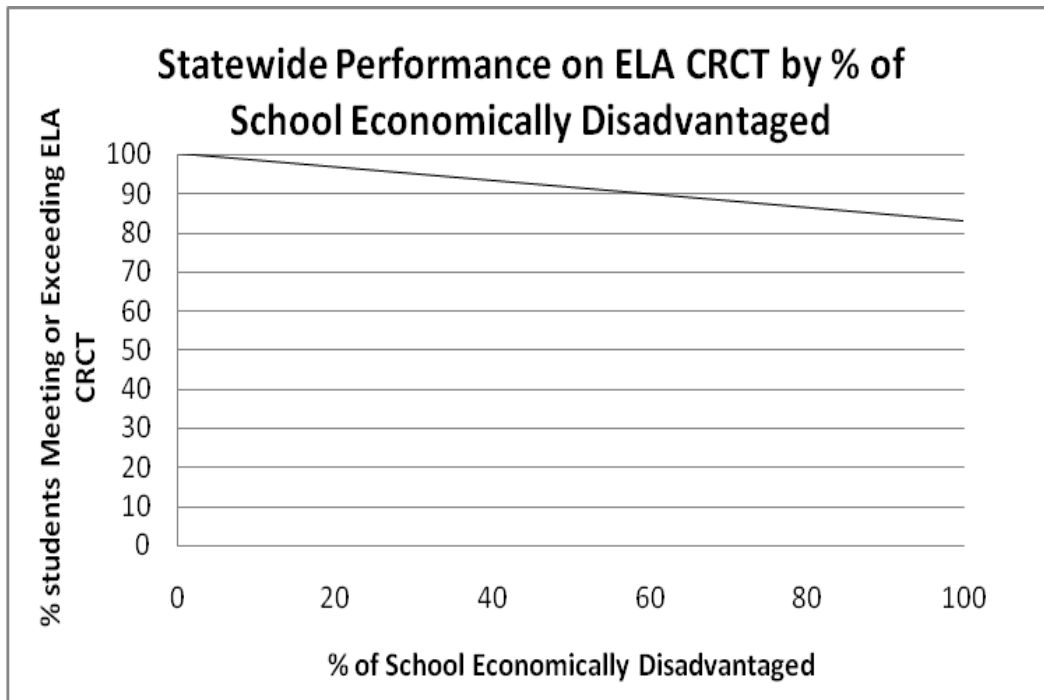


One final tool that is useful to determine relative charter school performance is to control for one of the factors that is most strongly correlated with student performance: economic disadvantage. A review of this data reveals that while charter schools, like traditional public schools generally, exhibit a negative correlation between economic disadvantage and performance, the trend line for charter schools is less steep than the state average. This pattern indicates that economically disadvantaged charter schools are more likely than their peers in traditional public schools to have closed the achievement gap with their more affluent peers.

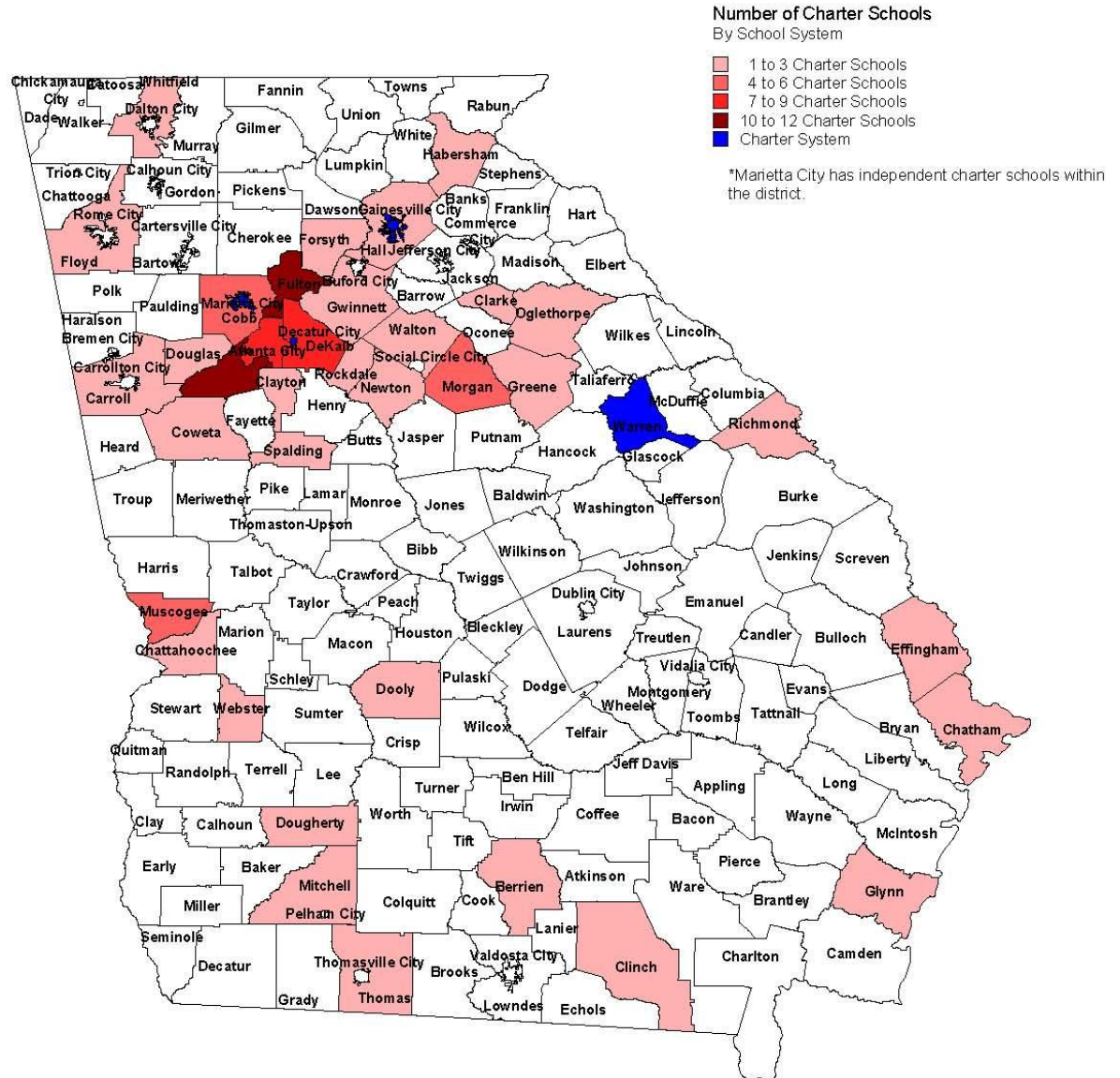
The scatter plot diagrams below represent relative performance by income on the math and English/Language Arts CRCT, respectively. After plotting a school's percentage of students who met or exceeded CRCT standards for individual subjects with the percentage of students who are classified as economically disadvantaged, the analysis shows that the achievement gap is smaller in English/Language Arts than it is in math. A statewide analysis shows a similar pattern. Accordingly, there is a stronger correlation between performance on the math CRCT and the percentage of the school's students who are economically disadvantaged than on the English/Language Arts CRCT. For both subject tests, there was a sharper negative correlation in performance for students statewide than for charter schools.







Charter Schools by School District October 2009



Georgia Department of Education
Kathy Cox, State Superintendent of Schools
Prepared by Data Collections
All Rights Reserved

Academic Performance of K-8 Charter Schools

						2008-09 CRCT Academic Data							
						Percent Meets or Exceeds ELA				Percent Meets or Exceeds Math			
School Name	District	School AYP Status	District AYP Status	% Minority Charter School	% Minority higher than District	Charter School	Local District	Better than the district	Actual Relative Score	Charter School	Local District	Better than the district	Actual Relative Score
Academy of Lithonia Charter School	DeKalb County	Y	N	99 Y		88	88	Equal	0	67	75	N	-8
Addison Elementary School	Cobb County	Y	N	39 N		98	94	Y	4	96	87	Y	9
Amana Academy School	Fulton County	Y	N	69 Y		97	94	Y	3	93	85	Y	8
Atlanta Charter Middle School	Atlanta Public Schools	Y	N	72 N		93	89	Y	4	72	78	N	-6
Baconton Community Charter School*	Mitchell County	Y	N	13 N		96	92	Y	4	94	81	Y	13
Brighten Academy	Douglas County	Y	N	35 N		94	90	Y	4	89	78	Y	11
Burruss Elementary School	Marietta City	Y	Y	66 N		89	90	N	-1	83	80	Y	3
CCAT School*	CCAT	Y	Y	21 N		95	92	Y	-3	66	82	N	-16
Centennial Arts Academy	Gainesville City	Y	Y	59 N		95	90	Y	5	87	77	Y	10
Challenge Charter Academy*	Newton County	N	Y	70 Y		59	88	N	-29	12	75	N	-63
Charles R. Drew Charter School	Atlanta Public Schools	Y	N	98 Y		94	89	Y	5	84	78	Y	6
Chesnut Elementary School	DeKalb County	Y	N	61 N		94	88	Y	6	84	75	Y	9
Clairemont Elementary School	Decatur City	Y	Y	39 N		92	94	N	-2	82	89	N	-7
Clubview Elementary School	Muscookee County	Y	N	39 N		97	89	Y	8	90	73	Y	17
Coastal Empire Montessori Charter	Chatham County	Y	N	76 Y		*			*				N/A
D.A.T.E.	DeKalb County	Y	N	100 Y		92	88	Y	4	79	75	Y	4
DeKalb PATH Academy	DeKalb County	Y	N	99 Y		94	88	Y	6	92	75	Y	17
Dougherty Middle School	Dougherty County	N	N	95 Y		81	88	N	-7	50	75	N	-25
Dunleith Elementary School	Marietta City	Y	Y	97 Y		88	90	N	-2	79	80	N	-1
Dunwoody Springs Charter School	Fulton County	Y	N	85 Y		93	94	N	-1	89	85	Y	4
Enota Multiple Intelligences Academy	Gainesville City	Y	Y	63 N		94	90	Y	4	85	77	Y	8
Fair Street I. B. World School	Gainesville City	Y	Y	96 Y		84	90	N	-6	68	77	N	-9
Fargo Charter School	Clinch County	N/A	N	22 N		*	87	N/A	N/A	*	74	N/A	N/A
Freeman Elementary School	Warren County	Y	N	95 N		84	87	N	-3	69	71	N	-2
Fulton Science Academy	Fulton County	Y	N	40 N		99	94	Y	5	97	85	Y	12
Futrel Road Elementary School	Spalding County	Y	N	28 N		90	89	Y	1	84	71	Y	13
Gainesville Exploration Academy	Gainesville City	Y	Y	93 Y		93	90	Y	3	82	77	Y	5
Gainesville Middle School	Gainesville City	N	Y	84 Y		88	90	N	-2	73	77	N	-4
Glennwood Academy	Decatur City	Y	Y	45 N		93	94	N	-1	88	89	N	-1
Hapeville Charter Middle School	Fulton County	Y	N	98 Y		96	94	Y	2	82	85	N	-3
Hickory Hills Elementary School	Marietta City	Y	Y	91 Y		87	90	N	-3	74	80	N	-6
Imagine Mableton Academy	Cobb County	Y	N	92 Y		89	94	N	-5	61	87	N	-26
Imagine Smyrna Academy	Cobb County	Y	N	84 Y		93	94	N	-1	76	87	N	-11
Imagine Wesley Academy	Atlanta Public Schools	N	N	89 N		85	89	N	-4	61	78	N	-17
International Community School	DeKalb County	Y	N	77 N		84	88	N	-4	70	75	N	-5
International Studies Elementary Char	Dougherty County	Y	N	91 Y		96	88	Y	8	91	75	Y	16
Ivy Preparatory Academy School	Ivy Prep	Y	Y	93 Y		96	94	Y	2	91	89	Y	2
Jenkins-White Elementary Charter	Richmond County	N	N	99 Y		73	86	N	-13	43	67	N	-24
Kennesaw Charter School	Cobb County	Y	N	63 Y		96	94	Y	2	85	87	N	-2
Kingsley Elementary School	DeKalb County	Y	N	61 N		92	88	Y	4	82	75	Y	7
KIPP South Fulton Academy School	Fulton County	Y	N	100 Y		95	94	Y	1	92	85	Y	7
KIPP WAYS Academy	Atlanta Public Schools	Y	N	100 Y		97	89	Y	8	94	78	Y	16
Lake Oconee Charter	Greene County	Y	N	13 N		100	85	Y	15	100	69	Y	31
Lewis Academy of Excellence	Clayton County	Y	N	100 Y		93	86	Y	7	78	74	Y	4
Lockheed Elementary School	Marietta City	Y	Y	91 Y		91	90	Y	1	86	80	Y	6
Marietta 6th Grade School	Marietta City	Y	Y	84 Y		91	90	Y	1	78	80	N	-2
Marietta Charter School	Marietta City	Y	Y	80 Y		90	90	Equal	0	69	80	N	-11
Marietta Middle School	Marietta City	Y	Y	83 Y		91	90	Y	1	78	80	N	-2
Morgan County Elementary School	Morgan County	Y	N	38 Y		95	95	Equal	0	91	91	Equal	0
Morgan County Middle School	Morgan County	Y	N	32 N		96	95	Y	1	88	91	N	-3
Morgan County Primary School	Morgan County	Y	N	38 Y		95	95	Equal	0	94	91	Y	3
Murphey Middle Charter School	Richmond County	Y	N	93 Y		79	86	N	-7	54	67	N	-13
Neighborhood Charter School	Atlanta Public Schools	N	N	46 N		93	89	Y	4	71	78	N	-7
New Holland Core Knowledge Academy	Gainesville City	Y	Y	92 Y		86	90	N	-4	75	77	N	-2
New Life Academy of Excellence	Gwinnett County	Y	N	89 Y		91	94	N	-3	88	89	N	-1
Oakhurst Elementary School	Decatur City	Y	Y	44 N		92	94	N	-2	91	89	Y	2
Odyssey School	Odyssey	Y	Y	36 Y		89	92	N	-3	66	84	N	-18
Oglethorpe Charter School	Chatham County	Y	N	61 N		96	87	Y	9	88	72	Y	16
Park Street Elementary School	Marietta City	Y	Y	98 Y		79	90	N	-11	74	80	N	-6
Peachtree Middle School	DeKalb County	Y	N	57 N		92	88	Y	4	82	75	Y	7
Renfro Middle School	Decatur City	Y	Y	53 Y		94	94	Equal	0	91	89	Y	2
Ridgeview Charter School	Fulton County	Y	N	75 Y		90	94	N	-4	78	85	N	-7
Sawyer Road Elementary	Marietta City	Y	Y	91 Y		85	90	N	-5	74	80	N	-6
Scholars Academy School	Scholars Academy	N	N	100 Y		69	86	N	-17	42	74	N	-32
Sedalia Park Elementary School	Cobb County	Y	N	72 Y		97	94	Y	3	85	87	N	-2
Spalding Drive Elementary	Fulton County	Y	N	79 Y		91	94	N	-3	86	85	Y	1
Unidos Dual Language Charter School	Clayton County	Y	N	99 Y		70	86	N	-16	42	74	N	-32
University Community Academy	Atlanta Public Schools	Y	N	100 Y		86	89	N	-3	69	78	N	-9
Warren County Middle School	Warren County	Y	N	97 Y		90	87	Y	3	72	71	Y	1
West Side Elementary School	Marietta City	Y	Y	53 N		94	90	Y	4	88	80	Y	8
Winnona Park Elementary School	Decatur City	Y	Y	49 Y		93	94	N	-1	79	89	N	-10
Woodland Elementary School	Fulton County	Y	N	72 Y		96	94	Y	2	87	85	Y	2
World Language Academy	Hall County	Y	Y	46 Y		94	91	Y	3	84	79	Y	5
Wynnton Arts Elementary	Muscookee County	Y	N	82 Y		87	89	N	-2	67	73	N	-6

Academic Performance of Charter High Schools													
						2008-09 GHS GT Academic Data				2008-09 GHS GT Academic Data			
						Percent Meets or Exceeds ELA		Performance Relative District		Percent Meets or Exceeds Math		Performance Relative District	
School Name	District	School AYP Status	District AYP Status	% Minority Charter School	% Minority Higher than District?	Charter School	Local Districts	Better than the district?	Actual Relative Scores	Charter School	Local District	Better than the district?	Actual Relative Scores
Baconton Community Charter	Mitchell County	Y	N	13	N	87	95	N	-8	67	69	N	-2
CCAT School	CCAT	Y	Y	21	N	100	93	Y	7	59	81	N	-22
Chamblee Charter High School	DeKalb County	Y	N	76	N	96	90	Y	6	86	69	Y	17
Chattahoochee County High School	Chattahoochee County	Y	Y	54	N	88	88	Equal	0	69	69	Equal	0
Decatur High School	Decatur City	Y	Y	54	N	97	97	Equal	0	82	82	Equal	0
Destiny Academy of Excellence	DeKalb County	Y	N	100	Y	67	90	N	-23	28	69	N	-41
Dooly County High School	Dooly County	N	N	91	N	83	83	Equal	0	46	46	Equal	0
Dougherty High School	Dougherty County	N	N	96	Y	89	91	N	-2	48	65	N	-17
Gainesville High School	Gainesville City	Y	Y	75	N	96	96	Equal	0	89	89	Equal	0
Marietta High School	Marietta City	Y	Y	76	N	92	92	Equal	0	84	84	Equal	0
Morgan County High School	Morgan County	N	N	37	Y	90	90	Equal	0	79	79	Equal	0
North Springs High School	Fulton County	N	N	68	Y	95	95	Equal	0	79	84	N	-5
Riverwood High School	Fulton County	Y	N	48	N	97	95	Y	2	90	84	Y	6
TEACH Charter High School	Fulton County	Y	N	55	N	97	95	Y	2	97	84	Y	13
Tech High School	Atlanta Public Schools	N	N	97	Y	92	88	Y	4	46	60	N	-14
Walton High School	Cobb County	Y	N	25	N	99	95	Y	4	98	86	Y	12
Warren County High School	Warren County	N	N	97	Y	91	91	Equal	0	47	47	Equal	0
Webster County High School	Webster County	N	N	62	Y	86	86	Equal	0	59	59	Equal	0
Whitfield County Career Academy	Whitfield County	Y	Y	36	N	96	94	Y	2	79	85	N	-6

- Number of charter schools with a higher percentage of minority population than the resident district: 55/93² (59%)
- Number of charter schools that performed equal to or better than the resident district:
 - ELA: 56/91³ (62%)
 - Math: 47/91 (52%)

² Calculation only includes charter schools that were open during the 2008-2009 school year and received an AYP designation.

³ Calculation only includes charter schools that were open during the 2008-2009 school year and received an AYP designation and had school level data.

Appendix A

Charter Types

1. Conversion: a charter school that existed as a local school prior to becoming a charter school and that operates under the terms of a charter between the public school, local board of education, and the SBOE.
2. Start-up: a charter school created by a petition brought forth by private individuals, private organizations, or a state or local public entity and that operates the school according to the terms of a charter contract between the charter petitioner, local board of education, and the SBOE.
3. Local Educational Agency Start-up: a start-up charter school created by submission of a petition by the LEA to the local school board.
4. State Chartered Special School: a charter school created as a special school that is operating under the terms of a charter between the charter petitioner and the SBOE. Petitioners may apply to become a state chartered special school if their petition is first denied by the local board and they apply for state chartered special school status to the SBOE. Conversion charter school petitioners may not apply to be state chartered special schools.
5. Commission School: a charter school created as an independent school that is operating under terms of a charter between the charter petitioner and the Georgia Charter Schools Commission. Petitioners may apply to become a commission school if their petition is first denied by their local board or if they draw students from five or more counties. Conversion charter school petitioners may not apply to be commission schools.
6. System Charter School: a conversion charter school that is contained within a charter system and that operates according to the terms of the charter system's contract between the local school system and the SBOE.

Four out of the six types of charter schools in Georgia- conversions, start-ups, LEA start-ups, and system charter schools – are under the management and control of the local board, with the SBOE as a third party to the contract. Only state chartered special schools are under the management and control of the SBOE. Charter commission schools are managed and monitored by the Georgia Charter Schools Commission. Only conversion charter schools and system charter schools may be previously existing public schools.

Testing History

In 2000, Georgia instituted the first year of the state assessment, the Criterion Referenced Competency Tests (CRCT), to grades four, six, and eight. Spring 2002 and 2004 marked the first operational administrations in all grades, which includes English/Language Arts, Mathematics, and Reading in grades 1 through 8. Science and Social Studies are covered in grades 3 through 8.

Academic Data

From the academic data available on Georgia's public schools, this Report highlights the most useful. To look at progress over time, this Report includes standardized test scores for each charter school, its local district, and the state. This selection of data allows readers to compare the charter school's achievement level to the local district and the state as well as to compare the charter school's rate of improvement to the local district and the state. Further disaggregated data can be found for each charter school on the Governor's Office of Student Achievement website (www.gaosa.org).

Progress Towards Goals and Financial Audit

For locally approved charter schools, information on goals and the financial audit was provided by each charter school. This Report also contains information about the financial condition of each charter school, including whether each school had a surplus at the end of the reporting period and how much each school spent on facilities costs. Charter schools' progress towards the goals stated in their charters is important because, in conjunction with state and national accountability systems, charter schools are held accountable for meeting these goals.

Acronyms

Throughout the report, a number of acronyms appear. Among these are AYP or Adequate Yearly Progress; CRCT or Criterion Reference Competency Test; GHSGT or Georgia High School Graduation Test; GAEL or Georgia Association of Educational Leaders; GaDOE or Georgia Department of Education; SEA or State Educational Agency; LEA or Local Educational Agency; QBE or Quality Basic Education; NACSA or National Association of Charter School Authorizers; OPB or Office of Planning and Budget.

Acknowledgements

A special thank you from the Charter Schools Division to the following individuals and teams for contributing time and data to this report:

State Board of Education Charter Schools Committee:

Ms. Linda Zechmann, Chair
Mr. Brian Burdette
Mr. Jose Perez
Mr. Allen Rice

GaDOE Office of Information Technology:

Darryl James, IT Project Manager
Anthony Carpenter, IT Project Coordinator
IT Developers: Eshwar Kedari, Kelli Pardo, Aravind Thotakura

Georgia Charter Schools Division Contact Information

Georgia Department of Education

2053 Twin Towers East

205 Jesse Hill Jr. Dr. SE

Atlanta, Georgia 30334-5040

(404) 657-0515

(404) 657-6978 (Fax)

STAFF: Charter Schools Division
Andrew Broy, Associate Superintendent, Policy & External Affairs
Jason Martin, Education Research and Evaluation Specialist
Tabitha Press, Grants Coordinator
Sarina Russotto, Charter School Legal Specialist
Samantha Graham, Charter School Division Secretary
Roxanne Tulloss, Charter School Division Paralegal

Addison Elementary School

Principal: Karen C. Crowder

School Address: 3055 Ebenezer Road N.E., Marietta, GA 30066

Phone Number: 770-578-2700 **Email:** Karen.Crowder@cobbk12.org

Mission Statement

Addison Elementary Staff assures our citizens literate, confident children who are interested in learning by providing a relevant curriculum facilitated by caring, lifelong learners in a safe child-centered environment.

At a Glance

District	Cobb County	Enrollment	557
Type	Conversion	Title I School	No
Opened	August, 1988	Total Teachers	52
Converted	07-01-1995	Total Administrators	2
Grades Served	K-5	EMO contract	No
Wait List	No	Lottery	No

Academic Achievement CRCT

	School CRCT Math	District CRCT Math	Better than District? (Y/N)	School CRCT Reading	District CRCT Reading	Better than District? (Y/N)
Does Not Meet	4%	13%	Y	2%	6%	Y
Meets	29%	47%	N	53%	55%	N
Exceeds Standards	67%	40%	Y	45%	39%	Y
Meets+Exceeds	96%	87%	Y	98%	94%	Y

Financial Accountability and Facilities Information

Financial Accountability		Facilities Information	
School Surplus	No	School Owns Facility	No
Reserve Fund	No	Plans to purchase facility	No
Total Private Fundraising	\$8,145 (Picture Money)	Monthly Facility Cost	N/A
Total Debt	N/A	Yearly Facility Cost	N/A

Adequate Yearly Progress (AYP) Information

Academic Accountability	2009	2008	2007
School Made AYP	Yes	Yes	Yes
School is in Needs Improvement	No	No	No

For more information on this school's AYP results, please see www.gadoe.org, then go to AYP Report.

ACADEMIC GOALS

In the space below please enter at least 3 goals but no more than 4 that are stated in your charter and report on the progress that your school has made towards meeting each goal. Please include at least 2 goals that measure quantifiable student test results. If your school has not met a goal, please offer a brief explanation. Please limit each response to 100 words or less.

Goal 1:

By the end of 3rd and 5th grades, ninety percent (90%) of Addison students will be on or above grade level in reading as measured by state mandated assessments and/or data sources. Ninety eight (98%) of Addison students scored at meets or exceeds in reading with forty five percent of the 98% scoring at the exceeds level.

Goal 2:

By the end of 3rd and 5th grades, ninety percent (90%) of Addison students will be on or above grade level in math as measured by state mandated assessments and/or data sources. Ninety six (96%) of Addison students scored at meets or exceeds in the area of math with 67% scoring at the exceeds level. The fourth grade received the Superintendent's Award for achievement in the area of math.

Goal 3:

By the end of 3rd and 5th grades, eighty two percent (82%) of Addison students will score Meets or Exceeds in each of the four domains of writing according to the Third Grade Georgia Writing Assessment. Third grade scores at meets and exceeds in each genre were all at 84% or higher. Conventions was our lowest scoring area, still above 82%, and Organization was our strongest area with 3 of the 4 scores in the 90% or higher. For 5th grade 90% of students scored at meets or exceeds. 75% of students scored meets in 5th and 15% scored exceeds.

Amana Academy

Principal: Jelena Naim

School Address: 285 South Main Street, Alpharetta, GA 30009

Phone Number: 678-624-0989 **Email:** jnaim@amanaacademy.org

Mission Statement

Our Mission is to prepare students for high academic achievement by emphasizing individual learning styles and critical-thinking skills, expand students' capacity as powerful communicators by integrating literacy throughout the program, equip students with a firm command of Arabic (one of six official UN languages), inspire ethical character, promote civic and environmental responsibility.

At a Glance

District	Fulton County	Enrollment	428
Type	Locally Approved Start-up	Title I School	No
Opened	08-15-2005	Total Teachers	36
Converted		Total Administrators	3
Grades Served	K-8	EMO contract	No
Wait List	No	Lottery	Yes

Academic Achievement CRCT

	School CRCT Math	District CRCT Math	Better than District? (Y/N)	School CRCT Reading	District CRCT Reading	Better than District? (Y/N)
Does Not Meet	7%	15%	Y	3%	6%	Y
Meets	50%	45%	Y	52%	52%	Equal
Exceeds Standards	44%	39%	Y	45%	42%	Y
Meets+Exceeds	93%	85%	Y	97%	94%	Y

Financial Accountability and Facilities Information

Financial Accountability		Facilities Information	
School Surplus	Yes	School Owns Facility	No
Reserve Fund	Yes	Plans to purchase facility	No
Total Private Fundraising	\$117,726	Monthly Facility Cost	\$51,379.92
Total Debt	\$0	Yearly Facility Cost	\$616,559

Adequate Yearly Progress (AYP) Information

Academic Accountability	2009	2008	2007
School Made AYP	Yes	Yes	Yes
School is in Needs Improvement	No	No	No

For more information on this school's AYP results, please see www.gadoe.org, then go to AYP Report.

ACADEMIC GOALS

In the space below please enter at least 3 goals but no more than 4 that are stated in your charter and report on the progress that your school has made towards meeting each goal. Please include at least 2 goals that measure quantifiable student test results. If your school has not met a goal, please offer a brief explanation. Please limit each response to 100 words or less.

Goal 1:

Objective: Meet or exceed state and district average scores on all mandated state and county assessments in each year of operation.

Result: In the Spring 2009 CRCT, over 90% of Amana students in grades 1-8 met or exceeded state standard scores in each of the 5 core subjects (Reading, ELA, Math, Science, Social Studies).

Goal 2:

Objective: Continually develop and improve curriculum and teaching through the design and implementation of at least one interdisciplinary learning expedition per year per grade as measured by student portfolio data, teacher assessments, alternative assessments, annual presentations and ELOB school evaluations.

Result: In Years 4 and 5 we have designed and implemented two interdisciplinary learning expeditions per year, one per semester.

Goal 3:

Objective: Students will develop strong ethical character traits as measured by a decrease in student disciplinary referrals and increased positive student involvement.

Result: As a result of the positive behavior supports and logical consequences agreed upon by Middle School teachers working as a team, there were 0 discipline referrals to the Principal's office in the 2008-2009 school year.

Goal 4:

Objective: Enhance collaboration between teachers by creating substantial blocks of time for teachers to meet, plan and discuss every aspect of teaching and learning.

Result: Every classroom teacher gets 80 minutes of planning time daily; 40 minutes of this time is collaborative, with all grade-level teachers sharing that time slot to be able to plan expeditions and assessments together.

Atlanta Charter Middle School

Principal: Matt Underwood

School Address: 820 Essie Avenue, Atlanta, GA 30316

Phone Number: 678-904-0051 **Email:** munderwood@atlantachartermiddle.com

Mission Statement

The mission of the Atlanta Charter Middle School (ACMS) is to create a small, focused, diverse middle school that nurtures the whole child through strong parental/community involvement and challenging academics.

At a Glance

District	Atlanta Public Schools	Enrollment	130
Type	Locally Approved Start-up	Title I School	Yes
Opened	08-08-2005	Total Teachers	16
Converted		Total Administrators	4
Grades Served	6-8	EMO contract	No
Wait List	Yes	Lottery	Yes

Academic Achievement CRCT

	School CRCT Math	District CRCT Math	Better than District? (Y/N)	School CRCT Reading	District CRCT Reading	Better than District? (Y/N)
Does Not Meet	28%	22%	N	7%	11%	Y
Meets	62%	51%	Y	67%	58%	Y
Exceeds Standards	10%	28%	N	26%	32%	N
Meets+Exceeds	72%	78%	N	93%	89%	Y

Financial Accountability and Facilities Information

Financial Accountability		Facilities Information	
School Surplus	Yes	School Owns Facility	Yes
Reserve Fund	Yes	Plans to purchase facility	No
Total Private Fundraising	\$193,655	Monthly Facility Cost	\$14,358
Total Debt	\$1,271,896	Yearly Facility Cost	\$172,296

Adequate Yearly Progress (AYP) Information

Academic Accountability	2009	2008	2007
School Made AYP	Yes	Yes	Yes
School is in Needs Improvement	No	No	No

For more information on this school's AYP results, please see www.gadoe.org, then go to AYP Report.

ACADEMIC GOALS

In the space below please enter at least 3 goals but no more than 4 that are stated in your charter and report on the progress that your school has made towards meeting each goal. Please include at least 2 goals that measure quantifiable student test results. If your school has not met a goal, please offer a brief explanation. Please limit each response to 100 words or less.

Goal 1:

The Charter School will meet or exceed all State and Federally mandated school performance standards including those established in the No Child Left Behind Act and Georgia's plan for compliance with that Act.

Actual Performance: ACMS has exceeded all State and Federally mandated performance standards in conjunction with Georgia's standards for the No Child Left Behind Act. ACMS has made Adequate Yearly Progress as a school each and every year.

Goal 2:

As a group of students progresses through the 3 grades offered at the school their progress toward meeting or exceeding expectations on the State mandated criterion referenced test will improve each year.

Actual Performance: Cohort group performance improved as students have moved from the 6th grade through the school.

Goal 3:

The Charter School has as its goal...to have its families average at least 10 hours per family per year of parental involvement.

Actual Performance: The average number of volunteer hours completed per family over the 2008-2009 school year was 10.4 hours.

Baconton Community Charter School

Principal: Lynn Pinson

School Address: 260 East Walton Street, Baconton, GA 31716

Phone Number: 229-787-9999 **Email:** lhpinson@bccsblazers.org

Mission Statement

To provide a safe, nurturing atmosphere to guide a diverse student body in the development of character and academic potential through a rigorous, content-rich, hands-on curriculum that leads to an understanding of virtuous behavior and civic responsibility. High standards of teaching, study, and conduct, standards which lead to academic excellence and strong moral fiber, are central to the mission of BCCS. Parental involvement is critical to the BCCS mission.

At a Glance

District	Mitchell County	Enrollment	697
Type	LEA Start-up	Title I School	No
Opened	09-05-2000	Total Teachers	50
Converted		Total Administrators	2
Grades Served	PK-12	EMO contract	No
Wait List	Yes	Lottery	Yes

Academic Achievement CRCT

	School CRCT Math	District CRCT Math	Better than District? (Y/N)	School CRCT Reading	District CRCT Reading	Better than District? (Y/N)
Does Not Meet	6%	19%	Y	4%	8%	Y
Meets	57%	64%	N	64%	71%	N
Exceeds Standards	37%	18%	Y	33%	21%	Y
Meets+Exceeds	94%	81%	Y	96%	92%	Y

Academic Achievement GHSGT

	School GHSGT Math	District GHSGT Math	Better than District? (Y/N)	School GHSGT English\ Language Arts	District GHSGT English\ Language Arts	Better than District? (Y/N)
Does Not Meet	33%	31%	N	13%	5%	N
Meets	10%	20%	N	45%	55%	N
Exceeds Standards	57%	48%	Y	42%	39%	Y
Meets+Exceeds	67%	69%	N	87%	95%	N

Financial Accountability and Facilities Information

Financial Accountability		Facilities Information	
School Surplus	Yes	School Owns Facility	Yes
Reserve Fund	Yes	Plans to purchase facility	Yes
Total Private Fundraising	\$80,491	Monthly Facility Cost	\$22,021.33
Total Debt	\$96,000	Yearly Facility Cost	\$264,256

Adequate Yearly Progress (AYP) Information

Academic Accountability	2009	2008	2007
School Made AYP	Yes	Yes	Yes
School is in Needs Improvement	No	No	No

For more information on this school's AYP results, please see www.gadoe.org, then go to AYP Report.

ACADEMIC GOALS

In the space below please enter at least 3 goals but no more than 4 that are stated in your charter and report on the progress that your school has made towards meeting each goal. Please include at least 2 goals that measure quantifiable student test results. If your school has not met a goal, please offer a brief explanation. Please limit each response to 100 words or less.

Goal 1:

Our CRCT goal is to have at least 90% of students meet or exceed standards in each subject area. In reading, we accomplished this goal.

Goal 2:

Our SAT-9 goal is for kindergarten to be at the 75th percentile, first grade at 70th percentile and second through eleventh grade at 60th percentile in reading and math. Eleven grades met the goal in math and eight met in reading, improving over last year.

Goal 3:

Our EOCT goal is to meet or exceed the average state scaled scores in each subject area and to have 80% or greater passing rates. With the exception of our pass rate in Geometry and one scaled score point in American Literature, we met our goal. The following data indicate the percentage of students in each course who met or exceeded the standards and our mean scale score: Geometry 66% (614); Ninth Grade Literature & Composition 83% (430); American Literature & Composition 97% (430); Biology 100% (459); Physical Science 89% (440); U.S. History 86% (433); Economics 84% (448).

Goal 4:

Our goal is for all students to pass each section of the Georgia High School Graduation Test prior to their scheduled graduation date. 69% of eleventh graders passed all sections of the Graduation Test on the first attempt. We have tutorials in place for students who need retesting.

Berrien Academy Performance Learning Center

Principal: Karen Lynn Ball

School Address: 1015 Exum Rd, Nashville, GA 31639

Phone Number: 229-686-6576 **Email:** karen.ball@berrien.k12.ga.us

Mission Statement

The Berrien County School System's mission is to achieve high levels of learning for all students in a safe and positive environment.

At a Glance

District	Berrien County	Enrollment	71
Type	LEA Start-up	Title I School	No
Opened	07-08-2005	Total Teachers	5
Converted		Total Administrators	1
Grades Served	9-12	EMO contract	No
Wait List	Yes	Lottery	No

Academic Achievement GHSGT¹

	School GHSGT Math	District GHSGT Math	Better than District? (Y/N)	School GHSGT English/ Language Arts	District GHSGT English/ Language Arts	Better than District? (Y/N)
Does Not Meet	%	24%	NA	%	11%	NA
Meets	%	17%	NA	%	40%	NA
Exceeds Standards	%	58%	NA	%	50%	NA
Meets+Exceeds	%	76%	NA	%	89%	NA

Financial Accountability and Facilities Information

Financial Accountability		Facilities Information	
School Surplus	No	School Owns Facility	No
Reserve Fund	No	Plans to purchase facility	No
Total Private Fundraising	\$0.00	Monthly Facility Cost	\$2,500
Total Debt	\$705,345	Yearly Facility Cost	\$30,000

¹ Berrien Academy Performance Learning center is a career academy without full-time enrollment. Accordingly, students' test results are associated with their base high school.

Adequate Yearly Progress (AYP) Information

Academic Accountability	2009	2008	2007
School Made AYP	N/A	N/A	
School is in Needs Improvement	No	No	

For more information on this school's AYP results, please see www.gadoe.org, then go to AYP Report.

ACADEMIC GOALS

In the space below please enter at least 3 goals but no more than 4 that are stated in your charter and report on the progress that your school has made towards meeting each goal. Please include at least 2 goals that measure quantifiable student test results. If your school has not met a goal, please offer a brief explanation. Please limit each response to 100 words or less.

Goal 1:

Increase on-time graduation in Berrien County. By the end of SY2008-09, the high school graduation rate will meet or exceed the graduation rate for the State of Georgia. As there was a decrease of 7.6% in the graduation rate the Berrien County, the goal was not met. The goal to meet or exceed the graduation rate for the State of Georgia was also not met.

Grades 9-12	Graduation Rate %	State
June 2008	77.6	75.4
June 2009	70.0	78.9

Goal 2:

Increase the number of students in Berrien County receiving college preparatory diplomas. Students receiving both dual (vocational and college prep) diplomas or college prep diplomas are counted in the results. The goal was met

Grades 9-12	College Prep Diplomas
2008	111
2009	148

Goal 3:

Increase the number of students in Berrien County receiving vocational diplomas. Students receiving both dual (vocational and college prep) diplomas or vocational diplomas are counted in the results. This goal was not met. However, there were 178 students completing high school in 2009. The previous year's class had 25 more students completing high school.

Grades 9-12	Vocational Diplomas
2008	140
2009	132

Goal 4:

Improve the scores on the GHS GT Writing section. This goal met. Of the student population, there were 11 first-time test takers, all 11 passed the GHS GT Writing Test.

Bishop Hall Charter School

Principal: Rich Johnson

School Address: 1819 E. Clay St., Thomasville, GA 31792

Phone Number: 229-227-1397 **Email:** johnsonr@rose.net

Mission Statement

Our mission is to provide students with academically sound and individually relevant curricula and social services within a safe, caring, and challenging environment which builds self-respect, self-reliance, and healthy decision-making skills. Ultimately, our goal is to equip students with the necessary skills to become successful, lifelong learners and socially competent, productive members of the global community.

At a Glance

District	Thomas County	Enrollment	110
Type	LEA Start-up	Title I School	No
Opened	07-25-1999	Total Teachers	8
		Total Administrators	2
Grades Served	9-12	EMO contract	No
Wait List	Yes	Lottery	No

Academic Achievement GHSGT²

	School GHSGT Math	District GHSGT Math	Better than District? (Y/N)	School GHSGT English/ Language Arts	District GHSGT English/ Language Arts	Better than District? (Y/N)
Does Not Meet	%	21%	NA	%	7%	NA
Meets	%	22%	NA	%	41%	NA
Exceeds Standards	%	57%	NA	%	52%	NA
Meets+Exceeds	%	79%	NA	%	93%	NA

Financial Accountability and Facilities Information

Financial Accountability		Facilities Information	
School Surplus	Yes	School Owns Facility	No
Reserve Fund	Yes	Plans to purchase facility	No
Total Private Fundraising	\$275,000	Monthly Facility Cost	\$4,634.58
Total Debt	\$0	Yearly Facility Cost	\$55,615

²There are not enough students in this school for the AYP determination to be statistically reliable, therefore an AYP determination has not been made for this school. These students are included in the District and State AYP reports.

Adequate Yearly Progress (AYP) Information

Academic Accountability	2009	2008	2007
School Made AYP	N/A	N/A	N/A
School is in Needs Improvement	N/A	N/A	N/A

For more information on this school's AYP results, please see www.gadoe.org, then go to AYP Report.

ACADEMIC GOALS

In the space below please enter at least 3 goals but no more than 4 that are stated in your charter and report on the progress that your school has made towards meeting each goal. Please include at least 2 goals that measure quantifiable student test results. If your school has not met a goal, please offer a brief explanation. Please limit each response to 100 words or less.

Goal 1:

Bishop Hall Charter School will increase the graduation rate in Thomas County by 5% each year until the graduation rate is 100%. If the graduation rate is greater than 95%, then the target increase will be 1% - 4% required to obtain 100% by the academic year 2013-14 subject to NCLB and AYP requirements..

Actual Performance: In the past two years, Bishop Hall has graduated 38 and 41 students respectively. These numbers far exceed our mandated requirements.

Goal 2:

Bishop Hall Charter School will put in place interventions to improve student academic performance. Upon entrance, each student will be TABE tested to determine baseline academic functioning in the areas of Language and Mathematics. Students at Bishop Hall will increase their grade level performance, as determined by diagnostic testing, at least one grade level per year in the areas of Language and Mathematics.

Actual Performance: Over the ten (10) plus years of Bishop Hall's existence, students have averaged at least 1 ½ years academic growth in both Language and Math.

Goal 3:

Bishop Hall Charter School will reduce the number of student disciplinary referrals due to conduct violations by 50% (i.e. physical altercations) as compared to the individual student's disciplinary record prior to attending Bishop Hall. Bishop Hall Charter School will reduce the overall number of disciplinary referrals per student by 50% as compared to their disciplinary records prior to attending Bishop Hall.

Actual Performance: Due in large part to our Zero Tolerance Policy, Bishop Hall has only had a total of five (5) fights in its 10+ years of existence.

Goal 4:

Bishop Hall Charter School students will increase the percentage of passing grades on each of the five GHSGT (Georgia High School Graduation Tests) by significant enough percentage to reach 100% in each category(or as required by revised NCLB/AYP Annual Measurable Objectives) by academic year 2013-14.

Actual Performance: At the end of school year 2008-09, all GHSGT scores in the five (5) categories were passed by 80% or more of our students.

Brighten Academy

Principal: Lisa McDonald

School Address: 3264 Brookmont Parkway, Douglasville, GA 30135

Phone Number: 770-615-3680 **Email:** lmcdonald@brightenacademy.com

Mission Statement

The mission of Brighten Academy is to provide a productive learning environment with a highly qualified staff committed to using an innovative, research-based instructional model that produces measured growth in every student every year.

At a Glance

District	Douglas County	Enrollment	382
Type	Locally Approved Start-up	Title I School	No
Opened	08-01-2006	Total Teachers	25
Converted		Total Administrators	2.5
Grades Served	K-8	EMO contract	No
Wait List	Yes	Lottery	Yes

Academic Achievement CRCT

	School CRCT Math	District CRCT Math	Better than District? (Y/N)	School CRCT Reading	District CRCT Reading	Better than District? (Y/N)
Does Not Meet	11%	22%	Y	6%	10%	Y
Meets	43%	51%	N	52%	62%	N
Exceeds Standards	46%	27%	Y	42%	28%	Y
Meets+Exceeds	89%	78%	Y	94%	90%	Y

Financial Accountability and Facilities Information

Financial Accountability		Facilities Information	
School Surplus	No	School Owns Facility	Yes
Reserve Fund	Yes	Plans to purchase facility	No
Total Private Fundraising	\$102,846	Monthly Facility Cost	\$29,372.67
Total Debt	\$2,352,084	Yearly Facility Cost	\$352,472

Adequate Yearly Progress (AYP) Information

Academic Accountability	2009	2008	2007
School Made AYP	Yes	Yes	Yes
School is in Needs Improvement	No	No	No

For more information on this school's AYP results, please see www.gadoe.org, then go to AYP Report.

ACADEMIC GOALS

In the space below please enter at least 3 goals but no more than 4 that are stated in your charter and report on the progress that your school has made towards meeting each goal. Please include at least 2 goals that measure quantifiable student test results. If your school has not met a goal, please offer a brief explanation. Please limit each response to 100 words or less.

Goal 1:

Goal 1: Meet or exceed state and district average standardized test scores.

Brighten's average score for students who met and exceeded standards on the CRCT was 94%. The state and county's averages were both 87%. On the ITBS, our fifth grade students outscored the district in total reading by 27%, language 23%, and math 19%. Our 8th grade students also surpassed the county averages in reading by 18%, language 16%, and math by 11%.

Goal 2:

Goal 2: Demonstrate proficiency in writing by meeting and exceeding state standards

Brighten had a mean scale score that was 15 points higher than the county and 13 points higher than the state for the 8th grade writing assessment. Brighten also exceeded the county and state averages in each domain for the third grade writing assessment. Ninety percent of our 5th grade students met or exceeded standards on the writing assessment and only 73% met or exceeded in the county.

Goal 3:

Goal 3: Cultivation of our learning Community

We have worked hard to maintain academic excellence and consistency in our K-8 programs. We established learning communities based on the state department's "Keys to Quality." We used the school keys to evaluate our school and our programs, and we worked on prioritizing areas for improvement. Teachers quickly gained ownership of their communities, which naturally increased staff morale and job satisfaction. We also instituted a new teacher mentoring program for our new staff members.

Central Educational Center

Principal: Mark Whitlock

School Address: 160 Martin Luther King Jr. Drive, Newnan, GA 30263

Phone Number: 678-423-2000 **Email:** mark.whitlock@gacec.com

Mission Statement

Ensure a viable 21st century workforce.

At a Glance

District	Coweta County	Enrollment	1343
Type	LEA Start-up	Title I School	No
Opened	08-10-2000	Total Teachers	29 high school + 8 full-time
Converted		Total Administrators	college dual enrolled 3
Grades Served	9-12	EMO contract	No
Wait List	No	Lottery	No

Academic Achievement GHSGT³

	School GHSGT Math	District GHSGT Math	Better than District? (Y/N)	School GHSGT English/ Language Arts	District GHSGT English/ Language Arts	Better than District? (Y/N)
Does Not Meet						
Meets						
Exceeds Standards						
Meets+Exceeds						

Financial Accountability and Facilities Information

Financial Accountability		Facilities Information	
School Surplus	No	School Owns Facility	No
Reserve Fund	No	Plans to purchase facility	No
Total Private Fundraising	N/A	Monthly Facility Cost	
Total Debt	N/A	Yearly Facility Cost	LEA maintains

³ Central Education Center is a career academy without full-time enrollment. Accordingly, students' test results are associated with their base high school.

Adequate Yearly Progress (AYP) Information

Academic Accountability	2009	2008	2007
School Made AYP	N/A	N/A	N/A
School is in Needs Improvement	N/A	N/A	N/A

For more information on this school's AYP results, please see www.gadoe.org, then go to AYP Report.

ACADEMIC GOALS

In the space below please enter at least 3 goals but no more than 4 that are stated in your charter and report on the progress that your school has made towards meeting each goal. Please include at least 2 goals that measure quantifiable student test results. If your school has not met a goal, please offer a brief explanation. Please limit each response to 100 words or less.

Goal 1:

The Charter School will cause Coweta County Schools to meet or exceed the United States Department of Education benchmarks in the Carl D. Perkins Career and Technical Education Improvement Act accountability measures for Reading/Language Arts and Mathematics each year during the term of this Charter. CEC met these goals with 96.01% rate on Reading/Language Arts and 83.05% rate on Mathematics.

Goal 2:

The Charter School will cause Coweta County Schools to meet or exceed the United States Department of Education benchmarks in the Carl D. Perkins Career and Technical Education Improvement Act accountability measures for Graduation Rate each year during the term of this Charter. CEC met this goal with 93.1% rate.

Goal 3:

The Charter School will increase the number of Coweta County students dual-enrolled in technical college programs for each year during the term of this Charter. CEC met this goal with sum of quarterly enrollment totals growing from 519 previous year to 711 this year.

Goal 4:

The Charter School will increase the number of Coweta County students in work-based learning for each year during the term of this Charter. CEC met this goal with growth from 181 to 221.

Chamblee Charter High School

Principal: Rochelle Lowery

School Address: 3688 Chamblee-Dunwoody Road, Chamblee, GA 30341

Phone Number: 678-676-6902 **Email:** rochelle_lowery@fc.dekalb.k12.ga.us

Mission Statement

The mission of Chamblee Charter High School is to foster excellence by promoting the intellectual, social, and moral growth and physical health of every student.

At a Glance

District	DeKalb County	Enrollment	1521
Type	Conversion	Title I School	No
Opened	10-09-1917	Total Teachers	98
Converted	07-01-2000	Total Administrators	5 (including principal)
Grades Served	9-12	EMO contract	No
Wait List	Yes	Lottery	Yes

Academic Achievement GHSGT

	School GHSGT Math	District GHSGT Math	Better than District? (Y/N)	School GHSGT English/ Language Arts	District GHSGT English/ Language Arts	Better than District? (Y/N)
Does Not Meet	14%	31%	Y	4%	10%	Y
Meets	8%	18%	N	18%	42%	N
Exceeds Standards	78%	51%	Y	78%	49%	Y
Meets+Exceeds	86%	69%	Y	96%	90%	Y

Financial Accountability and Facilities Information

Financial Accountability		Facilities Information	
School Surplus	No	School Owns Facility	No
Reserve Fund	No	Plans to purchase facility	No
Total Private Fundraising	N/A	Monthly Facility Cost	N/A
Total Debt	N/A	Yearly Facility Cost	DCSS Public School

Adequate Yearly Progress (AYP) Information

Academic Accountability	2009	2008	2007
School Made AYP	Yes	Yes	Yes
School is in Needs Improvement	No	No	No

For more information on this school's AYP results, please see www.gadoe.org, then go to AYP Report.

ACADEMIC GOALS

In the space below please enter at least 3 goals but no more than 4 that are stated in your charter and report on the progress that your school has made towards meeting each goal. Please include at least 2 goals that measure quantifiable student test results. If your school has not met a goal, please offer a brief explanation. Please limit each response to 100 words or less.

Goal 1:

The number of students taking the ACT will increase 10% over the duration of the charter. The baseline for comparison will be the 2004-05 academic year.

Actual Performance: Exceeded Goal. Since 2005 the number of students at Chamblee Charter High School (CCHS) taking the ACT increased by 29% (from 109 students to 153 in 2009). The increase in number of students was accompanied by a 3% increase in the school's composite score for English, Mathematics, Reading, and Science. However, this composite score, 23.3, exceeded the State composite score of 20.6 by 12% and the National composite score of 21.1 by 9%.

Goal 2:

The percentage of students passing the Science and Social Studies portion of Georgia High School Graduation Test will increase 3% over the duration of the charter.

Actual Performance in Science: Exceeded Goal. Since 2005 the percent passing the Georgia High School Graduation Test (GHSGT) increased from 80% in 2005 to 95% in 2009 making it a significant increase of 15%. Actual Performance in Social Studies: Met Goal. Since 2005 the percent of students passing the GHSGT increased from 91% in 2005 to 95% in 2009 resulting in a 4% increase.

Goal 3:

The number of teachers infusing technology into curriculum offerings will increase over the duration of the charter.

Actual Performance: Met Goal. Since 2005, CCHS has updated and increased types of technology used in instruction. 88% of the teachers have integrated technology into instruction by 2009 compared to 63% in 2005.

Goal 4:

The number of students taking at least one Advanced Placement (AP) test will increase 5% over the duration of the charter. The number of AP test scores of three or higher will rise 3% over the duration of the charter.

Actual Performance: Exceeded Goal. Going back to the baseline of 2005, the number of students who took at least one AP test was 628. This number grew to 887 students, resulting in an increased of 29% -- exceeding our goal almost by a factor of six. Each year as the number of students increased the percent of students achieving a grade three or higher decreased: In 2005, 628 students took at least one AP test with 86.3% achieving a grade of three or higher; in 2009, 887 students took at least one AP with 67.9% obtained a three or higher.

Charles R. Drew Charter School

Principal: Don Doran

School Address: 301 East Lake Boulevard, Atlanta, GA 30317

Phone Number: 404-687-0001 **Email:** ddoran@atlanta.edisonlearning.com

Mission Statement

The mission of Drew Charter is to work together as a community of teachers, staff, students, families and volunteers to provide a learning environment that emphasizes high achievement and character development.

At a Glance

District	Atlanta Public Schools	Enrollment	775
Type	Locally Approved Start-up	Title I School	Yes
Opened	08-08-2000	Total Teachers	51
		Total Administrators	3
Grades Served	K-8	EMO contract	Yes
Wait List	Yes	Lottery	No

Academic Achievement CRCT

	School CRCT Math	District CRCT Math	Better than District? (Y/N)	School CRCT Reading	District CRCT Reading	Better than District? (Y/N)
Does Not Meet	16%	22%	Y	6%	11%	Y
Meets	60%	51%	Y	68%	58%	Y
Exceeds Standards	24%	28%	N	26%	32%	N
Meets+Exceeds	84%	78%	Y	94%	89%	Y

Financial Accountability and Facilities Information

Financial Accountability		Facilities Information	
School Surplus	No	School Owns Facility	No
Reserve Fund	Yes	Plans to purchase facility	No
Total Private Fundraising	\$945,309	Monthly Facility Cost	\$17,500
Total Debt	\$0	Yearly Facility Cost	\$210,000

Adequate Yearly Progress (AYP) Information

Academic Accountability	2009	2008	2007
School Made AYP	Yes	Yes	Yes
School is in Needs Improvement	No	No	No

For more information on this school's AYP results, please see www.gadoe.org, then go to AYP Report.

ACADEMIC GOALS

In the space below please enter at least 3 goals but no more than 4 that are stated in your charter and report on the progress that your school has made towards meeting each goal. Please include at least 2 goals that measure quantifiable student test results. If your school has not met a goal, please offer a brief explanation. Please limit each response to 100 words or less.

Goal 1: Students will maintain and/or improve academic achievement as they progress from grade to grade.

Actual Performance: Met Goal Spring 2009 CRCT revealed:

- 99 percent of Drew eighth graders met or exceeded reading standards, compared to 72 percent meeting or exceeding reading standards from the same class when they were in fifth grade (2006). This class made an increase of 27 percentage points in just three years.
- 93 percent of the eighth graders met or exceeded math standards with an increase of 14 percentage points to 93 percent from 79 percent when the class was in fifth grade.

Goal 2: Decrease the percentage of students not meeting state standards by 3 percentage points each year in every core subject (reading, language arts, math, social studies and science) for grades 3-8.

Actual Performance: Met Goal

The results for the 2008-2009 school year indicate the following decreases:

- Reading -- 3%
- Language Arts -- 4%
- Math -- grades 3-5, and 8 -- 17%; grades 6-7 -- 5%
- Science -- 10%
- Social Studies -- Not able to compare

Goal 3: To increase family satisfaction

Actual Performance: Met Goal. In order to evaluate parent's satisfaction, Drew administers the Harris Interactive, Inc. Stakeholders Survey. The 2009 Survey results confirm that over 92% of Drew parents give Drew a rating of "A" or "B".

Goal 4: Increase the percentage of students meeting and exceeding standards by two percentage points on the 8th grade Writing Assessment.

Actual Performance: Met Goal

During the 2008-2009 school year,

- 92% of 8th Graders met or exceeded targets with an improvement of 16 percentage points.
- 9% of 8th Graders achieved the criteria for exceeds, an improvement of 5 percentage points.

Charter Conservatory for Liberal Arts & Technology

Principal: Kathy T. Harwood

School Address: 149 Northside Drive East, Statesboro, GA 30458

Phone Number: 912-764-5888 **Email:** kharwood@chartercat.org

Mission Statement

Charter Conservatory's educational environment fosters a love for learning, student initiative and innovation in multi-grade, student-centered classrooms that employ constructivist and multiple intelligence theory.

At a Glance

County	Bulloch County	Enrollment	134
Type	Commission Approved Start-up	Title I School	Yes
Opened	08-07-2002	Total Teachers	12 Full-Time, 3 Half-Time
		Total Administrators	1
Grades Served	6-12	EMO contract	No
Wait List	Yes	Lottery	Yes

Academic Achievement CRCT⁴

	School CRCT Math	County CRCT Math	Better than County? (Y/N)	School CRCT Reading	County CRCT Reading	Better than County? (Y/N)
Does Not Meet	34%	18%	N	5%	8%	Y
Meets	60%	56%	Y	79%	62%	Y
Exceeds Standards	6%	26%	N	16%	29%	N
Meets + Exceeds	66%	82%	N	95%	92%	Y

Academic Achievement GHSGT

	School GHSGT Math	County GHSGT Math	Better than County? (Y/N)	School GHSGT English\ Language Arts	County GHSGT English\ Language Arts	Better than County? (Y/N)
Does Not Meet	41%	19%	N	0%	7%	Y
Meets	12%	18%	N	59%	42%	Y
Exceeds Standards	47%	63%	N	41%	52%	N
Meets+Exceeds	59%	81%	N	100%	93%	Y

Financial Accountability and Facilities Information

⁴ Charter Conservatory Academy of Liberal Arts and Technology is a Commission Charter School. It is geographically located within Bulloch County but it is not part of the local school district.

Financial Accountability		Facilities Information	
School Surplus	No	School Owns Facility	No
Reserve Fund	No	Plans to purchase facility	No
Total Private Fundraising	\$12,000	Monthly Facility Cost	\$13,893.33
Total Debt	\$133,000	Yearly Facility Cost	\$166,720

Adequate Yearly Progress (AYP) Information

Academic Accountability	2009	2008	2007
School Made AYP	Yes	Yes	Yes
School is in Needs Improvement	No	No	No

For more information on this school's AYP results, please see www.gadoe.org, then go to AYP Report.

ACADEMIC GOALS

In the space below please enter at least 3 goals but no more than 4 that are stated in your charter and report on the progress that your school has made towards meeting each goal. Please include at least 2 goals that measure quantifiable student test results. If your school has not met a goal, please offer a brief explanation. Please limit each response to 100 words or less.

Target Goal 1: Charter Conservatory will meet or exceed state standards in their CRCT/GHSGT mathematics scores.

Actual Performance: Met Goal - Met AYP

88% of our students passed the GHSGT the first time, although several did not make the Enhanced Mathematics cut for AYP.

Target Goal 2: Charter Conservatory will meet or exceed state standards in their CRCT/GHSGT language arts scores and graduation rate

Actual Performance: Met Goal - Met AYP, exceeded state in graduation rate.

In 6th - 93%, 7th - 100%, and 8th - 90%. In 11th grade, 94% passed the GHSGT on the first try.

Target Goal 3: Charter Conservatory will use NRT scores to show Science and Social Studies proficiency, because our multi-age groupings do not reflect the year the GPS standards are taught

Actual Performance: Met Goal - All 8th grade students were on a 9.1 grade level of better on the NRTs.

Chattahoochee County High School

Principal: James Martin

School Address: 360 GA Highway 26, Cusseta, GA 31805

Phone Number: 706-989-3678 **Email:** jmartin@chattco.org

Mission Statement

Chattahoochee County's high school will be different. Emphasis will be placed on decision making skills and research based curriculum. We will prepare our students to meet the demands of the 21st century and the needs of the business environment. Our backbone will be technology--we will attack the present with the skills of the future. Our methods will be to challenge students to perform, not to ask them to regurgitate useless information on tests that will be used to determine success or failure.

At a Glance

District	Chattahoochee County	Enrollment	441
Type	Conversion	Title I School	No
Opened	08-11-2005	Total Teachers	39
Converted	08-11-2005	Total Administrators	1.5
Grades Served	9-12	EMO contract	No
Wait List	No	Lottery	No

Academic Achievement GHSGT⁵

	School GHSGT Math	State GHSGT Math	Better than State? (Y/N)	School GHSGT English/ Language Arts	State GHSGT English/ Language Arts	Better than State? (Y/N)
Does Not Meet	31%	22%	N	13%	8%	N
Meets	14%	16%	N	58%	37%	N
Exceeds Standards	56%	63%	N	29%	55%	N
Meets+Exceeds	69%	78%	N	88%	92%	N

Financial Accountability and Facilities Information

Financial Accountability		Facilities Information	
School Surplus	No	School Owns Facility	Yes
Reserve Fund	No	Plans to purchase facility	No
Total Private Fundraising	\$0	Monthly Facility Cost	\$0
Total Debt	\$0	Yearly Facility Cost	\$0

⁵ Chattahoochee High School is the only high school in the county and is compared against state averages.

Adequate Yearly Progress (AYP) Information

Academic Accountability	2009	2008	2007
School Made AYP	Yes	No	Yes
School is in Needs Improvement	No	No	No

For more information on this school's AYP results, please see www.gadoe.org, then go to AYP Report.

ACADEMIC GOALS

In the space below please enter at least 3 goals but no more than 4 that are stated in your charter and report on the progress that your school has made towards meeting each goal. Please include at least 2 goals that measure quantifiable student test results. If your school has not met a goal, please offer a brief explanation. Please limit each response to 100 words or less.

Goal 1:

Test results met our expectations in that we made AYP. However, considering the uniqueness of a highly transient population test results are always interesting. The number of students who initially meet and /or exceed is not where we would like them to be and the number of attempts needed for students to meet standards need to improve as well.

Goal 2:

We hold pretest writing workshops and mock writing tests that seem to positively impact our scores. We also hold regular test prep and remediation opportunities in Math, Language Arts, Science and Social Studies throughout the year in anticipation of the next set of upcoming tests.

Goal 3:

We are still in the early stages of testing, and building our schools baseline data.

Goal 4:

Student progress is documented with each attempt to pass the GHSGT. Students are remediated after each failed attempt addressing specific weaknesses in each subtest.

Chesnut Charter School

Principal: Richard Reid

School Address: 4576 N. Peachtree Road, Dunwoody, GA 30338

Phone Number: 678-676-7102 **Email:** richard_w_reid@fc.dekalb.k12.ga.us

Mission Statement

At Chesnut Charter School, we commit ourselves to educating the whole child – developing young people who are enthusiastic, knowledgeable, well rounded, physically active and thoughtful. Chesnut students will become honorable and contributing citizens internally motivated to achieve their highest potential.

At a Glance

District	DeKalb County	Enrollment	570
Type	Conversion	Title I School	No
Opened	08-01-1968	Total Teachers	38
Converted	08-01-2000	Total Administrators	2
Grades Served	PK-3	EMO contract	No
Wait List	Yes	Lottery	Yes

Academic Achievement CRCT

	School CRCT Math	District CRCT Math	Better than District? (Y/N)	School CRCT Reading	District CRCT Reading	Better than District? (Y/N)
Does Not Meet	16%	25%	Y	6%	12%	Y
Meets	44%	51%	N	52%	62%	N
Exceeds Standards	40%	24%	Y	43%	26%	Y
Meets+Exceeds	84%	75%	Y	94%	88%	Y

Financial Accountability and Facilities Information

Financial Accountability		Facilities Information	
School Surplus	No	School Owns Facility	No
Reserve Fund	No	Plans to purchase facility	No
Total Private Fundraising	\$50,000	Monthly Facility Cost	N/A
Total Debt	\$0	Yearly Facility Cost	N/A

Adequate Yearly Progress (AYP) Information

Academic Accountability	2009	2008	2007
School Made AYP	Yes	Yes	Yes
School is in Needs Improvement	No	No	No

For more information on this school's AYP results, please see www.gadoe.org, then go to AYP Report.

ACADEMIC GOALS

In the space below please enter at least 3 goals but no more than 4 that are stated in your charter and report on the progress that your school has made towards meeting each goal. Please include at least 2 goals that measure quantifiable student test results. If your school has not met a goal, please offer a brief explanation. Please limit each response to 100 words or less.

Goal 1:

Target Goal: 10% will improve to “on grade level” performance each year in reading.

Actual Performance: Met Goal. During 2008-2009 school year, Chesnut experienced a 10 percent reduction in the number of students scoring Level 1 on the Reading CRCT.

Goal 2:

Target Goal: Students performing “on or above grade level” will improve total CRCT scores vs. prior year in language arts.

Actual performance: We had a 25% increase in the number of students scoring in Level 3 on the ELA CRCT. We exceeded this objective.

Goal 3:

Target Goal: Of level 1 students (below grade level) enrolled at the beginning of the year, 10% will improve to “on grade level” performance each year in math.

Actual Performance: Did not meet goal. Chesnut experienced only a 7 percent decrease in the number of students scoring Level 1 on the Math CRCT. We are targeting math for improvement this year. We expect greater gains in math in 2010 as teachers target instruction to meet the specific needs of students as identified through assessment.

Clubview Elementary School

Principal: Angie Shehane

School Address: 2836 Edgewood Road, Columbus, GA 31906

Phone Number: 706-565-3017 **Email:** ashehane@mcsdga.net

Mission Statement

The mission of Clubview School is to educate and challenge the students to become life-long learners who exhibit the attitudes described in the learner profile and equip the students with social, intellectual, and critical skills that will enable them to reach their potential as adults in our global society

At a Glance

District	Muscogee County	Enrollment	519
Type	Conversion	Title I School	No
Opened	01-09-1953	Total Teachers	32
Converted	14-09-2006	Total Administrators	3
Grades Served	PK- 5	EMO contract	No
Wait List	Yes	Lottery	Yes

Academic Achievement CRCT

	School CRCT Math	District CRCT Math	Better than District? (Y/N)	School CRCT Reading	District CRCT Reading	Better than District? (Y/N)
Does Not Meet	10%	27%	Y	3%	11%	Y
Meets	46%	52%	N	53%	63%	N
Exceeds Standards	44%	21%	Y	43%	26%	Y
Meets+Exceeds	90%	73%	Y	97%	89%	Y

Financial Accountability and Facilities Information

Financial Accountability		Facilities Information	
School Surplus	No	School Owns Facility	No
Reserve Fund	No	Plans to purchase facility	No
Total Private Fundraising	N/A	Monthly Facility Cost	\$399,037.25
Total Debt	N/A	Yearly Facility Cost	\$4,788,447

Adequate Yearly Progress (AYP) Information

Academic Accountability	2009	2008	2007
School Made AYP	Yes	Yes	Yes
School is in Needs Improvement	No	No	No

For more information on this school's AYP results, please see www.gadoe.org, then go to AYP Report.

ACADEMIC GOALS

In the space below please enter at least 3 goals but no more than 4 that are stated in your charter and report on the progress that your school has made towards meeting each goal. Please include at least 2 goals that measure quantifiable student test results. If your school has not met a goal, please offer a brief explanation. Please limit each response to 100 words or less.

Goal 1:

By the end of the charter period, Clubview will have 70% of pre-kindergarten, kindergarten, first and second graders, 65% third graders, 67% fourth graders and 65% fifth graders exceeding reading standards measured by reading readiness rubrics and the Georgia CRCT. Actual Performance: This goal was met only by kindergarten students with 89% exceeding standards. In trying to meet our goal, Clubview had to compare the results of a CRCT (2005-2006) which measured the QCC and a CRCT which measures the GPS. Since the 2 cannot be compared, it is very difficult to determine progress in meeting our goal.

Goal 2:

By the end of the charter period, Clubview will have 70% of pre-kindergarten and kindergarten, 65% first graders, 60 % second graders, 55% third graders, and 50% fourth and fifth graders exceeding math standards measured by readiness rubrics and the Georgia CRCT. Actual Performance: This goal was met only by kindergarten students with 91% exceeding standards. In trying to meet our goal, Clubview had to compare the results of a CRCT (2005-2006) which measured the QCC and a CRCT which measures the GPS. Since the 2 cannot be compared, it is very difficult to determine progress in meeting our goal.

Goal 3:

By the end of the charter period, Clubview will have 70% of first – fourth graders exceed and 60% fifth graders meet or exceed (engaging or extending) writing standards measured by rubrics and the Georgia CRCT. Actual Performance: This goal was met by third graders with 79%-97% in all types of writing, and fifth graders with 88%. First, second and fourth graders did not meet the goal but their results do show an increase over last year. First graders moved from 13% to 20%, second graders moved from 20% to 23% and fourth graders moved from 44% to 58%.

Goal 4:

By the end of the charter period, Clubview will have 75% of first – fifth graders exceed standards on oral presentations of transdisciplinary projects as measured by rubrics that are linked to Georgia state standards in writing, reading, oral communication, and the content areas. Actual Performance: This goal was met by kindergarten students with 85% exceeding standards. First and second graders showed an increase over the scores of last year. First graders moved from 28% to 29% and second graders moved from 21% to 29%. Third, fourth, and fifth graders showed a decrease.

Coastal Empire Montessori Charter School

Principal: Dr. David K. Lerch

School Address: 301 Buccckhalter Road, Savannah, GA 31405

Phone Number: 912-238-1973 **Email:** david@dklerch.com

Mission Statement

The mission of the CEMCO is to oversee the operation of the CEMCS Charter School that will offer a safe, nurturing atmosphere in which certified Montessori trained teachers provide an exceptional education for young children that adheres to the principles and standards of the Montessori Methods of childhood education.

At a Glance

District	Chatham County	Enrollment	107
Type	LEA Start-up	Title I School	No
Opened	09-02-2008	Total Teachers	5
Converted		Total Administrators	1
Grades Served	PK - 1	EMO contract	No
Wait List	Yes	Lottery	Yes

Academic Achievement CRCT⁶

	School CRCT Math	District CRCT Math	Better than District? (Y/N)	School CRCT Reading	District CRCT Reading	Better than District? (Y/N)
Does Not Meet						
Meets						
Exceeds Standards						
Meets+Exceeds						

Financial Accountability and Facilities Information

Financial Accountability		Facilities Information	
School Surplus	No	School Owns Facility	Yes
Reserve Fund	No	Plans to purchase facility	Yes
Total Private Fundraising	\$17,992	Monthly Facility Cost	\$63,578.42
Total Debt	\$705,688	Yearly Facility Cost	\$762,941

⁶ Coastal Empire Montessori Charter School did not have any students in grades eligible for CRCT testing.

Adequate Yearly Progress (AYP) Information

Academic Accountability	2009	2008	2007
School Made AYP	N/A		
School is in Needs Improvement	N/A		

For more information on this school's AYP results, please see www.gadoe.org, then go to AYP Report.

ACADEMIC GOALS

In the space below please enter at least 3 goals but no more than 4 that are stated in your charter and report on the progress that your school has made towards meeting each goal. Please include at least 2 goals that measure quantifiable student test results. If your school has not met a goal, please offer a brief explanation. Please limit each response to 100 words or less.

Example: Target Goal 1: By Year 2 of operation, School X will have 95% of 8th graders passing the ELA CRCT.

Actual Performance: Met Goal. During the 2008-09 school year, 96% of 8th graders passed the ELA CRCT.

Goal 1:

(1)The development and implementation of a Montessori school that will achieve systemic reforms and providing all students the opportunity to meet challenging Georgia State academic content standards and student academic achievement standards.

Goal 2:

(2)The development and design of innovative educational methods and practices that promote diversity and increase choices for students in Savannah/Chatham County public and private elementary schools.

Goal 3:

(3)Instruction that will substantially strengthen the knowledge of academic subjects of participating students.

Goal 4:

(4)Improving the capacity of the school, through professional development, to continue the Montessori methodology and philosophy.

DeKalb Academy of Technology and Environment

Headmaster and C.E.O.: Dr. Maury Wills

School Address: 1492 Kelton Dr., Stone Mountain, GA 30083

Phone Number: 770-484-5865 **Email:** maury_1_wills@fc.dekalb.k12.ga.us

Mission Statement

The goal of the DeKalb Academy of Technology and the Environment is to educate a student population about the essential need to consider environmental ramifications of technology and other business decisions, via a hands-on, community-oriented instructional curriculum.

At a Glance

District	DeKalb County	Enrollment	475
Type	LEA Start-up	Title I School	No
Opened	08-14-2005	Total Teachers	30
Converted	08-14-2005	Total Administrators	2
Grades Served	K-8	EMO contract	No
Wait List	Yes	Lottery	Yes

Academic Achievement CRCT

	School CRCT Math	District CRCT Math	Better than District? (Y/N)	School CRCT Reading	District CRCT Reading	Better than District? (Y/N)
Does Not Meet	21%	25%	Y	8%	12%	Y
Meets	59%	51%	Y	63%	62%	Y
Exceeds Standards	20%	24%	N	30%	26%	Y
Meets+Exceeds	79%	75%	Y	92%	88%	Y

Financial Accountability and Facilities Information

Financial Accountability		Facilities Information	
School Surplus	Yes	School Owns Facility	No
Reserve Fund	No	Plans to purchase facility	Yes
Total Private Fundraising	\$12,173	Monthly Facility Cost	\$18,347.58
Total Debt	\$231, 590	Yearly Facility Cost	\$220,171

Adequate Yearly Progress (AYP) Information

Academic Accountability	2009	2008	2007
School Made AYP	Yes	Yes	Yes
School is in Needs Improvement	No	No	No

For more information on this school's AYP results, please see www.gadoe.org, then go to AYP Report.

ACADEMIC GOALS

In the space below please enter at least 3 goals but no more than 4 that are stated in your charter and report on the progress that your school has made towards meeting each goal. Please include at least 2 goals that measure quantifiable student test results. If your school has not met a goal, please offer a brief explanation. Please limit each response to 100 words or less.

Goal 1:

Targeted Goal: By Year 5 of operation, 100% of a cohort group of students in grades 3, 5, and 8 will meet the grade level standards for Reading as tested by the CRCT as gateway to the next grades. In addition, at least 35% of students in other grades from 1-8 who have attended the charter school will exceed standards in Reading.

Actual Performance Goal: Partially Met. During the school year 2008-2009 in reading, 98% of first grade students met and exceeded standards, 98% of second graders met and exceeded standards, **93%** of third graders met and exceeded standards, and 91% of fourth graders met and exceeded standards. While **96%** of fifth graders met and exceeded reading standards, 98% of sixth graders met and exceeded standards, 87% of seventh graders met and exceeded standards, and **100%** percent of our students in eighth grade met standards. In total, **96%** of students in grades 3, 5, and 8 met and exceeded standards in reading at DeKalb Academy of Technology and Environment, Inc. and **38%** of students in grades 1-8 have exceeded standards in reading at DeKalb Academy of Technology and Environment.

Goal 2:

Targeted Goal: Partially Met. By Year 5 of operation, at least 100% of a cohort group of students in grades 3, 5, and 8 will meet the grade level standards for English/Language Arts as tested by the CRCT as a gateway to the next grades. In addition, at least 35% of students in other grades from 1-8 who have attended the charter school for one year will exceed the standards in English/Language Arts as measured by the CRCT.

Actual Performance Goal: Partially Met. In total, **93%** of students in grades 3, 5, and 8 met English/Language Arts standards as measured by the CRCT.

Goal 3:

Targeted Goal: By Year 5 of operation, 95% of all students will produce at least three grade-appropriate projects: one developed, monitored and presented by the class as a whole; one developed, monitored and presented by small groups or pairs; and one developed, monitored and presented individually. At least one of these projects (or their results) will be presented in display form at the Earth Day Celebration or Science Fair Celebration.

Actual Performance Goal: Goal Met. During the school year 2008-2009, **100%** of all students completed science/environmental projects with the focus of grade-specific environmental concepts.

DeKalb PATH Academy

Principal: Suttiwan Cox

School Address: 3007 Hermance Drive , Atlanta, GA 30319

Phone Number: 404-846-3242 **Email:** scox@pathacademy.org

Mission Statement

The mission of DeKalb PATH Academy is to create a safe and nurturing learning environment in which refugee, immigrant and local children from the Chamblee, Doraville and Clarkston areas in DeKalb County, Georgia can develop the knowledge, skills, and character needed to succeed in top-quality high schools, colleges, and the competitive world beyond regardless of their socio-economic and linguistic barriers.

At a Glance

District	DeKalb County	Enrollment	274
Type	Locally Approved Start-up	Title I School	Yes
Opened	01-07-2002	Total Teachers	22.5
		Total Administrators	2
Grades Served	5-8	EMO contract	No
Wait List	Yes	Lottery	No

Academic Achievement CRCT

	School CRCT Math	District CRCT Math	Better than District? (Y/N)	School CRCT Reading	District CRCT Reading	Better than District? (Y/N)
Does Not Meet	8%	25%	Y	6%	12%	Y
Meets	63%	51%	Y	65%	62%	Y
Exceeds Standards	29%	24%	Y	30%	26%	Y
Meets+Exceeds	92%	75%	Y	94%	88%	Y

Financial Accountability and Facilities Information

Financial Accountability		Facilities Information	
School Surplus	Yes	School Owns Facility	No
Reserve Fund	Yes	Plans to purchase facility	No
Total Private Fundraising	\$29,340	Monthly Facility Cost	\$23,943
Total Debt	\$111,235	Yearly Facility Cost	\$287,316

Adequate Yearly Progress (AYP) Information

Academic Accountability	2009	2008	2007
School Made AYP	Yes	Yes	Yes
School is in Needs Improvement	No	No	No

For more information on this school's AYP results, please see www.gadoe.org, then go to AYP Report.

ACADEMIC GOALS

In the space below please enter at least 3 goals but no more than 4 that are stated in your charter and report on the progress that your school has made towards meeting each goal. Please include at least 2 goals that measure quantifiable student test results. If your school has not met a goal, please offer a brief explanation. Please limit each response to 100 words or less.

Goal 1:

Target Goal 1: Every year and for each cohort, the percentage of students not meeting expectations on the math section of the CRCT will decrease by 8%.

Actual Performance: Met Goal. During 2008-09 school year over 8% of students improved their scores from Level I to Level II. The percentage of students passing CRCT in mathematics is as follows: 5th grade is 87%; 6th grade is 86%; 7th grade is 97%; and 8th grade is 92%. Furthermore, from the spring CRCT report our passing scores in 5th, 6th, 7th, and 8th grades in mathematics surpassed those of DCSS System by an average of 24 % and the state by 11%.

Goal 2:

Target Goal 2: Every year and for each cohort the percentage of students not meeting expectations on reading section of the CRCT will decrease by 8%.

Actual Performance: Met Goal. During 2008-09 school year over 8% of students improved their scores from level I to level II. The percentage of students surpassing CRCT in reading is as follows: 5th grade is 96%; 6th grade is 95%; 7th grade is 93%; and 8th grade is 97%. Furthermore, from the spring CRCT report our passing scores in 6th, 7th, and 8th grades in reading surpassed those of DeKalb County School System by an average of 8% and the state by 2%.

Goal 3:

Target Goal 3: Every year and for each cohort, the percentage of students not meeting expectations on the ELA section of the CRCT will decrease by 8 %.

Actual Performance: Met Goal. During 2008-09 school year over 8% of students improved their scores from level I to level II. The percentage of students passing CRCT in ELA is as follows: 5th grade is 85%; 6th grade is 98%; 7th grade is 97%; and 8th grade is 92%. From the spring CRCT report our passing scores in 6th, 7th, and 8th grades in ELA surpassed those of DeKalb County School System by an average of 6% and the state by 4.5%.

Goal 4:

Target Goal 4: English language learners will increase their language proficiency in ACCESS test by increasing their composite scores by 10 points on the same tier or move up to the next tier.

Actual Performance: Met Goal. During 2008-09 school year the average increase of the composite scores on Access for English language learners is 15 points on the same tier or move up to the next tier. 100% of ELLs program who were in ESOL program for 3-4 years at PATH exited the program at the end of 2008-09 school year.

Destiny Academy of Excellence

Principal: Clarence Callaway

School Address: 3595 Linecrest Road, Ellenwood, GA 30294

Phone Number: 404-328-0898 **Email:** clarence_callaway@fc.dekalb.k12.ga.us

Mission Statement

Our mission is to support all students with a rigorous academically sound and individually relevant curricula that will help them to be successful in a global economy.

At a Glance

District	DeKalb County	Enrollment	100
Type	Locally Approved Start-up	Title I School	Yes
Opened	08-01-2006	Total Teachers	8
Converted		Total Administrators	3
Grades Served	9-12	EMO contract	No
Wait List	Yes	Lottery	No

Academic Achievement GHSGT

	School GHSGT Math	District GHSGT Math	Better than District? (Y/N)	School GHSGT English/ Language Arts	District GHSGT English/ Language Arts	Better than District? (Y/N)
Does Not Meet	72%	31%	N	33%	10%	N
Meets	22%	18%	Y	61%	42%	Y
Exceeds Standards	6%	51%	N	6%	49%	N
Meets+Exceeds	28%	69%	N	67%	90%	N

Financial Accountability and Facilities Information

Financial Accountability		Facilities Information	
School Surplus	Yes	School Owns Facility	No
Reserve Fund	Yes	Plans to purchase facility	No
Total Private Fundraising	\$105,000	Monthly Facility Cost	\$9,750
Total Debt	\$747,000	Yearly Facility Cost	\$117,000

Adequate Yearly Progress (AYP) Information

Academic Accountability	2009	2008	2007
School Made AYP	Yes	No	No
School is in Needs Improvement	Yes	Yes	No

For more information on this school's AYP results, please see www.gadoe.org, then go to AYP Report.

ACADEMIC GOALS

In the space below please enter at least 3 goals but no more than 4 that are stated in your charter and report on the progress that your school has made towards meeting each goal. Please include at least 2 goals that measure quantifiable student test results. If your school has not met a goal, please offer a brief explanation. Please limit each response to 100 words or less.

Goal 1: Improve student attendance by 25%

Goal 2:

74.9% of all eligible students will demonstrate proficiency in mathematics by passing the GHSGT

Goal 3:

87.7% of all eligible students will demonstrate proficiency in literacy, reading, and writing by passing the GHSGT

Dooly County High School

Principal: Randolph P Ford

School Address: 715 N Third St, Vienna, GA 31092

Phone Number: 229-268-8181 **Email:** rford@dooly.k12.ga.us

Mission Statement

The charter school shall provide students a quality, individualized curriculum that will allow students to reach their potential and foster lifelong learning.

At a Glance

District	Dooly County	Enrollment	354
Type	Conversion	Title I School	No
Opened	09-01-2005	Total Teachers	30
Converted	09-01-2005	Total Administrators	2
Grades Served	9-12	EMO contract	No
Wait List	No	Lottery	No

Academic Achievement GHSGT⁷

	School GHSGT Math	State GHSGT Math	Better than State? (Y/N)	School GHSGT English/ Language Arts	State GHSGT English/ Language Arts	Better than State? (Y/N)
Does Not Meet	54%	22%	N	17%	8%	N
Meets	18%	16%	N	56%	37%	N
Exceeds Standards	28%	63%	N	27%	55%	N
Meets+Exceeds	46%	78%	N	83%	92%	N

Financial Accountability and Facilities Information

Financial Accountability		Facilities Information	
School Surplus	No	School Owns Facility	Yes
Reserve Fund	No	Plans to purchase facility	No
Total Private Fundraising	N/A	Monthly Facility Cost	\$21,017.88
Total Debt	N/A	Yearly Facility Cost	\$252,214.58

⁷ Dooly County High School is the only high school in Dooly County and is compared against state averages.

Adequate Yearly Progress (AYP) Information

Academic Accountability	2009	2008	2007
School Made AYP	No	No	No
School is in Needs Improvement	Yes	Yes	Yes

For more information on this school's AYP results, please see www.gadoe.org, then go to AYP Report.

ACADEMIC GOALS

In the space below please enter at least 3 goals but no more than 4 that are stated in your charter and report on the progress that your school has made towards meeting each goal. Please include at least 2 goals that measure quantifiable student test results. If your school has not met a goal, please offer a brief explanation. Please limit each response to 100 words or less.

Goal 1:

On goal is to increase the promotion rate for first-time ninth graders by 50% over the previous year's promotion rate as measured by attainment of carnegie units. An analysis of the first-time ninth graders reflects a decrease over the previous year.

Goal 2:

Increase the percentage of students remaining on track by 50% over the previous year's promotion rates as measured by promotion/retention factors. We had a 68% promotion rate of ninth graders.

Goal 3:

The percentage of students passing the EOCT will increase by 5%.

Dunwoody Springs Charter School

Principal: Ivy Gainey

School Address: 8100 Roberts Drive , Sandy Springs, GA 30350

Phone Number: 770-673-4060 **Email:** gainey@fultonschools.org

Mission Statement

It is the mission of Dunwoody Springs Charter School to educate each individual in our care to the best of our abilities and expertise, to build an environment that fosters learning, respect and leadership, to aid families in the development of the total child and to prepare our children for participation in a democratic society and a global economy.

At a Glance

District	Fulton County	Enrollment	671
Type	Conversion	Title I School	Yes
Opened	08-01-2000	Total Teachers	54
Converted	08-01-2005	Total Administrators	7
Grades Served	PK - 5	EMO contract	No
Wait List	No	Lottery	No

Academic Achievement CRCT

	School CRCT Math	District CRCT Math	Better than District? (Y/N)	School CRCT Reading	District CRCT Reading	Better than District? (Y/N)
Does Not Meet	11%	15%	Y	7%	6%	N
Meets	51%	45%	Y	66%	52%	Y
Exceeds Standards	37%	39%	N	26%	42%	N
Meets + Exceeds	89%	85%	Y	93%	94%	N

Financial Accountability and Facilities Information

Financial Accountability		Facilities Information	
School Surplus	No	School Owns Facility	Yes
Reserve Fund	No	Plans to purchase facility	No
Total Private Fundraising	N/A	Monthly Facility Cost	N/A
Total Debt	N/A	Yearly Facility Cost	N/A

Adequate Yearly Progress (AYP) Information

Academic Accountability	2009	2008	2007
School Made AYP	Yes	Yes	Yes
School is in Needs Improvement	No	No	No

For more information on this school's AYP results, please see www.gadoe.org, then go to AYP Report.

ACADEMIC GOALS

In the space below please enter at least 3 goals but no more than 4 that are stated in your charter and report on the progress that your school has made towards meeting each goal. Please include at least 2 goals that measure quantifiable student test results. If your school has not met a goal, please offer a brief explanation. Please limit each response to 100 words or less.

Goal 1:

One goal of our charter was to "improve overall student academic performance as it relates to students exceeding standards on the CRCT" within the first year of the charter. We did not see these increases within the first year.

Goal 2:

A second charter goal was to improve parent participation. The charter mandates parent PTA membership and 10 volunteer hours per school year. We have been able to get more parents involved each year. We continue to work to provide a variety of parent involvement opportunities such as "volunteer days" and parent workshops which help parents to better understand our curriculum so they can support our efforts.

Goal 3:

Another component of our charter attempts to address the issue of effectively evaluating the needs of all students, but particularly transient students and students performing below grade level. We implemented the use of a transition room to address the needs of the many newcomers to our school.

Goal 4:

Our Professional Development School status /partnership with Georgia State University has proven very successful. We host a large number of student teachers and interns each semester. These students have the benefit of being placed with our highly qualified teachers. These teachers are then charged with not only providing challenging, engaging lessons for our children, but with modeling effective teaching practices as hosts for the Georgia State students. This results in a "win-win" for our students as they have the benefit of additional support in the classroom. We have hired approximately 10 highly-qualified teachers from Georgia State University over the life of the charter as a result of this relationship.

Effingham Gateway Academy

Principal: Dr. Sandra Jenkins

School Address: 2890 Hwy 21 South, Rincon, GA 31326

Phone Number: 912-443-5495 **Email:** sjenkins@savannahtech.edu

Mission Statement

The fundamental mission of the Effingham Gateway Academy (EGA) is to recover high school dropouts ages 16-20 and re-channel them into the public education pipeline.

At a Glance

District	Effingham County	Enrollment	33
Type	Locally Approved Start-up	Title I School	No
Opened	01-06-2009	Total Teachers	2
		Total Administrators	1
Grades Served	9-12	EMO contract	No
Wait List	No	Lottery	No

Academic Achievement GHSGT⁸

	School GHSGT Math	District GHSGT Math	Better than District? (Y/N)	School GHSGT English/ Language Arts	District GHSGT English/ Language Arts	Better than District? (Y/N)
Does Not Meet	%	18%	NA	%	8%	NA
Meets	%	16%	NA	%	37%	NA
Exceeds Standards	%	66%	NA	%	55%	NA
Meets+Exceeds	%	82%	NA	%	92%	NA

Financial Accountability and Facilities Information

Financial Accountability		Facilities Information	
School Surplus	No	School Owns Facility	Yes
Reserve Fund	No	Plans to purchase facility	No
Total Private Fundraising	\$0	Monthly Facility Cost	
Total Debt	\$0	Yearly Facility Cost	Charter =\$0; STC Effingham=\$114,791.66

⁸ There are not enough students in this school for the AYP determination to be statistically reliable, therefore an AYP determination has not been made for this school. These students are included in the District and State AYP reports.

Adequate Yearly Progress (AYP) Information

Academic Accountability	2009	2008	2007
School Made AYP	N/A	N/A	
School is in Needs Improvement	N/A	N/A	

For more information on this school's AYP results, please see www.gadoe.org, then go to AYP Report.

ACADEMIC GOALS

In the space below please enter at least 3 goals but no more than 4 that are stated in your charter and report on the progress that your school has made towards meeting each goal. Please include at least 2 goals that measure quantifiable student test results. If your school has not met a goal, please offer a brief explanation. Please limit each response to 100 words or less.

Goal 1:

87.7% of students in each subgroup reach proficiency on the enhanced GHSGT in English/Language Arts.

Actual Performance: 85% (6 out of 7 students) of students passed the English/Language Arts portion of the GHSGT. We will continue our preparation and remediation efforts until we have exceeded our stated goal.

Goal 2:

74.9% of students in each subgroup reach proficiency in Math on GHSGT.

Actual Performance: 57% (4 out of 7 students) passed the Math portion of the GHSGT. Math continues to be the area in which our students show the greatest level of academic deficiency. We will continue to work toward a more aggressive approach to preparation and remediation for Math.

Goal 3:

95% participation in the GHSGT.

62.5% (5 out of 8 students) participated in GHSGT assessments. Lack of attendance proved to be one our greatest challenges this year. Because some students' attendance is so sporadic, some students failed to attend school on days when the exams were administered.

Fargo Charter School

Principal: Danny Ellis

School Address: 80 City Hall Drive, P.O. Box 267, Fargo, GA 31631

Phone Number: 912-637-5466 **Email:** dellis@clinchcounty.com

Mission Statement

The mission of Fargo Charter School, in collaboration with parents, the Fargo community, and the Clinch County Board of Education, is to provide educational opportunities for and encourage students to strive for excellence. As a result, all children will become competent citizens capable of making responsible decisions when faced with the challenges of the future.

At a Glance

District	Clinch County	Enrollment	27
Type	LEA Start-up	Title I School	No
Opened	08-11-2000	Total Teachers	2
		Total Administrators	1
Grades Served	K-3	EMO contract	No
Wait List	No	Lottery	No

Academic Achievement CRCT⁹

	School CRCT Math	District CRCT Math	Better than District? (Y/N)	School CRCT Reading	District CRCT Reading	Better than District? (Y/N)
Does Not Meet	%	26%	NA	%	13%	NA
Meets	%	54%	NA	%	67%	NA
Exceeds Standards	%	20%	NA	%	20%	NA
Meets+Exceeds	%	74%	NA	%	87%	NA

Financial Accountability and Facilities Information

Financial Accountability		Facilities Information	
School Surplus	No	School Owns Facility	No
Reserve Fund	No	Plans to purchase facility	No
Total Private Fundraising	50,000	Monthly Facility Cost	\$8,665.08
Total Debt	250,000	Yearly Facility Cost	\$103,981

⁹ There are not enough students in this school for the AYP determination to be statistically reliable, therefore an AYP determination has not been made for this school. These students are included in the District and State AYP reports.

Adequate Yearly Progress (AYP) Information

Academic Accountability	2009	2008	2007
School Made AYP	N/A	N/A	
School is in Needs Improvement	N/A	N/A	

For more information on this school's AYP results, please see www.gadoe.org, then go to AYP Report.

ACADEMIC GOALS

In the space below please enter at least 3 goals but no more than 4 that are stated in your charter and report on the progress that your school has made towards meeting each goal. Please include at least 2 goals that measure quantifiable student test results. If your school has not met a goal, please offer a brief explanation. Please limit each response to 100 words or less.

Goal 1:

Fargo Charter School students will improve reading abilities by participating in an interdisciplinary curriculum.

Goal 2:

Fargo Charter School students will improve mathematical abilities by participating in an interdisciplinary curriculum.

Goal 3:

Fargo Charter School students will increase language abilities by participating in an interdisciplinary language based curriculum.

Goal 4:

Fargo Charter School will create a cooperative working liaison between the school, parents, and the community.

Forsyth County Academy

Principal: Brad Smith

School Address: 1130 Dahlonega Highway, Cumming, GA 30040

Phone Number: 770-781-2299 **Email:** basmith@forsyth.k12.ga.us

Mission Statement

To provide an engaging, relevant, and rigorous curriculum, supported by positive interactive relationships, in an effort to ensure that students reach their full academic and social potential and are productive members of the community.

At a Glance

District	Forsyth County	Enrollment	75
Type	LEA Start-up	Title I School	No
Opened	07-08-2005	Total Teachers	5
		Total Administrators	1
Grades Served	10-12	EMO contract	No
Wait List	Yes	Lottery	Yes

Academic Achievement GHSGT¹⁰

	School GHSGT Math	District GHSGT Math	Better than District? (Y/N)	School GHSGT English/ Language Arts	District GHSGT English/ Language Arts	Better than District? (Y/N)
Does Not Meet	%	8%	NA	%	3%	NA
Meets	%	11%	NA	%	23%	NA
Exceeds Standards	%	81%	NA	%	74%	NA
Meets+Exceeds	%	92%	NA	%	97%	NA

Financial Accountability and Facilities Information

Financial Accountability		Facilities Information	
School Surplus	No	School Owns Facility	Yes
Reserve Fund	Yes	Plans to purchase facility	No
Total Private Fundraising	N/A	Monthly Facility Cost	\$6,250
Total Debt	N/A	Yearly Facility Cost	\$75,000

¹⁰ Forsyth County Academy is a career academy without full-time enrollment. Accordingly, students' test results are associated with their base high school.

Adequate Yearly Progress (AYP) Information

Academic Accountability	2009	2008	2007
School Made AYP	N/A	N/A	
School is in Needs Improvement	N/A	N/A	

For more information on this school's AYP results, please see www.gadoe.org, then go to AYP Report.

ACADEMIC GOALS

In the space below please enter at least 3 goals but no more than 4 that are stated in your charter and report on the progress that your school has made towards meeting each goal. Please include at least 2 goals that measure quantifiable student test results. If your school has not met a goal, please offer a brief explanation. Please limit each response to 100 words or less.

Goal 1:

Increase the Forsyth County Schools Graduation rate.

Met Goal: Graduation rate for Forsyth County School System increased from 83.4% to 85.5%.

Goal 2:

Increase the percentage of students passing the ELA portion of the GHSGT by 5%.

Met Goal: Passing rate in 2007-2008 was 91%. Passing rate in 2008-2009 was 100%.

Goal 3:

Increase the percentage of students passing the Math portion of the GHSGT by 5%.

Met Goal: Passing rate in 2007-2008 was 100%. Passing rate in 2008-09 was 100%.

Fulton Science Academy

Principal: Kenan Sener

School Address: 1675 Hembree Rd, Alpharetta, GA 30009

Phone Number: 707-753-4141 **Email:** ksener@fultonscience.org

Mission Statement

The mission of our school is to execute the instruction of the middle school math and science curriculum with the help of proven successful methods in a stimulating and supporting environment to prepare the entire student body to their maximum potential in these subjects so that on this basis they will get the most out of their high school math and science education which is the key for the future success.

At a Glance

District	Fulton County	Enrollment	462
Type	Locally Approved Start-up	Title I School	No
Opened	08-01-2002	Total Teachers	39
		Total Administrators	4
Grades Served	6-8	EMO contract	No
Wait List	Yes	Lottery	Yes

Academic Achievement CRCT

	School CRCT Math	District CRCT Math	Better than District? (Y/N)	School CRCT Reading	District CRCT Reading	Better than District? (Y/N)
Does Not Meet	3%	15%	Y	1%	6%	Y
Meets	40%	45%	N	35%	52%	N
Exceeds Standards	57%	39%	Y	64%	42%	Y
Meets+Exceeds	97%	85%	Y	99%	94%	Y

Financial Accountability and Facilities Information

Financial Accountability		Facilities Information	
School Surplus	Yes	School Owns Facility	No
Reserve Fund	Yes	Plans to purchase facility	Yes
Total Private Fundraising	\$12,214	Monthly Facility Cost	\$46,553.06
Total Debt	N/A	Yearly Facility Cost	\$558,636.76

Adequate Yearly Progress (AYP) Information

Academic Accountability	2009	2008	2007
School Made AYP	Yes	Yes	Yes
School is in Needs Improvement	No	No	No

For more information on this school's AYP results, please see www.gadoe.org, then go to AYP Report.

ACADEMIC GOALS

In the space below please enter at least 3 goals but no more than 4 that are stated in your charter and report on the progress that your school has made towards meeting each goal. Please include at least 2 goals that measure quantifiable student test results. If your school has not met a goal, please offer a brief explanation. Please limit each response to 100 words or less.

Goal 1:

Target Goal 1: In 2009 Spring CRCT, FSA will receive 93 in 6th grade, 92 in 7th grade and 89 in 8th grade in the percentage of Level 2 and Level 3 students on the Math Section of Criterion-Referenced Competency Test (CRCT).

Actual Performance: Met goal. 96 percent of students in 6th grade, 97 percent of students in 7th grade and 92 percent of students in 8th grade.

Goal 2:

Target Goal 2: Percentage of 8th grade students scoring at or above the 75th percentile on the ITBS in the area of Math.

Actual Performance: Met goal. FSA received 86th percentile on the ITBS Math.

Goal 3:

Target Goal 3: In 2009 Spring CRCT, FSA will receive 92 in 6th grade, 88 in 7th grade and 89 in 8th grade in the percentage of Level 2 and Level 3 students on the Science Section of Criterion-Referenced Competency Test (CRCT).

Actual Performance: Met goal. 95 percent of students in 6th grade, 95 percent of students in 7th grade and 92 percent of students in 8th grade.

Futral Road Elementary

Principal: Larry L. Jones

School Address: 180 Futral Road, Griffin, GA 30224

Phone Number: 770-229-3735 Email: larry.jones@gscs.org

Mission Statement

To provide a nurturing environment that ensures learning for all for life.

At a Glance

District	Spalding County	Enrollment	667
Type	Conversion	Title I School	No
Opened	08-01-1998	Total Teachers	40
Converted	08-01-1998	Total Administrators	2
Grades Served	PK - 5	EMO contract	No
Wait List	Yes	Lottery	Yes

Academic Achievement CRCT

	School CRCT Math	District CRCT Math	Better than District? (Y/N)	School CRCT Reading	District CRCT Reading	Better than District? (Y/N)
Does Not Meet	16%	29%	Y	10%	11%	Y
Meets	49%	53%	N	64%	69%	N
Exceeds Standards	35%	19%	Y	26%	20%	Y
Meets + Exceeds	84%	71%	Y	90%	89%	Y

Financial Accountability and Facilities Information

Financial Accountability		Facilities Information	
School Surplus	No	School Owns Facility	No
Reserve Fund	No	Plans to purchase facility	No
Total Private Fundraising	\$9,601	Monthly Facility Cost	\$0
Total Debt	\$0	Yearly Facility Cost	\$0

Adequate Yearly Progress (AYP) Information

Academic Accountability	2009	2008	2007
School Made AYP	Yes	Yes	Yes
School is in Needs Improvement	No	No	No

For more information on this school's AYP results, please see www.gadoe.org, then go to AYP Report.

ACADEMIC GOALS

In the space below please enter at least 3 goals but no more than 4 that are stated in your charter and report on the progress that your school has made towards meeting each goal. Please include at least 2 goals that measure quantifiable student test results. If your school has not met a goal, please offer a brief explanation. Please limit each response to 100 words or less.

Goal 1:

At least 90% of students will meet/exceed expectations on the English/Language Arts portion of the CRCT

Eighty-nine percent of our students met or exceeded standards on the Language Arts portion of the spring 2009 CRCT.

Goal 2:

At least 85% of students will meet/exceed expectations on the math portion of CRCT

Eighty-six percent of our students met or exceeded on the mathematics portion of the CRCT.

Goal 3:

At least 93% of students will meet/exceed expectations on reading portion of CRCT

Ninety-two percent of our students met or exceeded on the Reading portion of the CRCT.

Goal 4:

Improve student attendance where 97% of students are absent 15 or less days throughout the school year.

Ninety-eight percent of students were absent 15 or less days throughout the year.

Gateway to College Academy

Principal: Robert Wigfall

School Address: 555 N. Indian Creek Drive, Clarkston , GA 30021

Phone Number: 678-891-3220 **Email:** robert.wigfall@gpc.edu

Mission Statement

The mission of the Gateway to College Academy is to recover high school dropouts ages 16 through 20 (grades 10-12) and re-channel them into the educational pipeline.

At a Glance

District	DeKalb County	Enrollment	150
Type	Locally Approved Start-up	Title I School	No
Opened	08-15-2005	Total Teachers	4
Converted		Total Administrators	3
Grades Served	10-12	EMO contract	No
Wait List	No	Lottery	No

Academic Achievement GHSGT¹¹

	School GHSGT Math	District GHSGT Math	Better than District? (Y/N)	School GHSGT English/ Language Arts	District GHSGT English/ Language Arts	Better than District? (Y/N)
Does Not Meet	%	31%	NA	%	10%	NA
Meets	%	18%	NA	%	42%	NA
Exceeds Standards	%	51%	NA	%	49%	NA
Meets+Exceeds	%	69%	NA	%	90%	NA

Financial Accountability and Facilities Information

Financial Accountability		Facilities Information	
School Surplus	Yes	School Owns Facility	No
Reserve Fund	Yes	Plans to purchase facility	No
Total Private Fundraising	N/A	Monthly Facility Cost	N/A
Total Debt	N/A	Yearly Facility Cost	N/A

¹¹ There are not enough students in this school for the AYP determination to be statistically reliable, therefore an AYP determination has not been made for this school. These students are included in the District and State AYP reports.

Adequate Yearly Progress (AYP) Information

Academic Accountability	2009	2008	2007
School Made AYP	N/A	N/A	N/A
School is in Needs Improvement	N/A	N/A	N/A

For more information on this school's AYP results, please see www.gadoe.org, then go to AYP Report.

ACADEMIC GOALS

In the space below please enter at least 3 goals but no more than 4 that are stated in your charter and report on the progress that your school has made towards meeting each goal. Please include at least 2 goals that measure quantifiable student test results. If your school has not met a goal, please offer a brief explanation. Please limit each response to 100 words or less.

Goal 1:

Target Goal 1: 87.7 % of the students in each subgroup will reach proficiency on the Georgia High School Graduation Test, English/Language Arts portion.

Actual Performance: Exceeded Goal. Although we do not have enough students to disaggregate our data, our overall student results for 2008-09 exceeded our goal. Ninety three (93) percent of our students taking the test for the first time passed the GHSGT English Language Arts test.

Goal 2:

Target Goal: 79.7 % of the students in each subgroup will reach proficiency on the Georgia High School Graduation Test, Mathematics portion.

Actual Performance: Exceeded Goal. Although we do not have enough data to disaggregate our data, our overall student results for 2008-09 exceeded our goal. Ninety two (92) percent of our students taking the test for the first time passed the Mathematics portion of the GHSGT.

Goal 3:

Target Goal: Upon high school graduation, our students will have performed at least as well as other DeKalb County students of similar characteristics at each instructional level as measured by the various indicators approved by the state.

Actual Performance: Met Goal.

Although we have no true peers, we have compared our GHSGT test results with other DeKalb County alternative schools and we find that our students perform, on average, at least as well as other students. Below is a summary of GHSGT scores for our students compared to other DeKalb Co. alternative schools:

	Eng/LA	Mathematics	Science	SS
Alternative Day:	94	81	75	69
Alternative Night:	58	77	75	77
Destiny Charter:	54	67	42	50
Open Campus:	63	74	56	55
Gateway:	93	92	54	75

George Walton High School

Principal: Judith McNeill

School Address: 1590 Bill Murdock Rd., Marietta, GA 30062

Phone Number: 770-578-3225 **Email:** judith.mcneill@cobbk12.org

Mission Statement

Walton High School's mission is to educate students who are well prepared to meet the challenges of their post-secondary goals. Walton pledges its resources to the development of the whole student, addressing academic, social, emotional, and career needs while fostering attitudes of good citizenship, cultural awareness, lifelong learning, and compassion.

At a Glance

District	Cobb County	Enrollment	2587
Type	Conversion	Title I School	No
Opened	08-11-1975	Total Teachers	170
Converted	08-01-1998	Total Administrators	7
Grades Served	9-12	EMO contract	No
Wait List	No	Lottery	No

Academic Achievement GHSGT

	School GHSGT Math	District GHSGT Math	Better than District? (Y/N)	School GHSGT English/ Language Arts	District GHSGT English/ Language Arts	Better than District? (Y/N)
Does Not Meet	2%	14%	Y	1%	5%	Y
Meets	3%	13%	N	11%	28%	N
Exceeds Standards	95%	74%	Y	88%	67%	Y
Meets + Exceeds	98%	86%	Y	99%	95%	Y

Financial Accountability and Facilities Information

Financial Accountability		Facilities Information	
School Surplus	No	School Owns Facility	No
Reserve Fund	No	Plans to purchase facility	No
Total Private Fundraising	N/A	Monthly Facility Cost	N/A
Total Debt	N/A	Yearly Facility Cost	N/A

Adequate Yearly Progress (AYP) Information

Academic Accountability	2009	2008	2007
School Made AYP	Yes	Yes	Yes
School is in Needs Improvement	No	No	No

For more information on this school's AYP results, please see www.gadoe.org, then go to AYP Report.

ACADEMIC GOALS

In the space below please enter at least 3 goals but no more than 4 that are stated in your charter and report on the progress that your school has made towards meeting each goal. Please include at least 2 goals that measure quantifiable student test results. If your school has not met a goal, please offer a brief explanation. Please limit each response to 100 words or less.

Goal 1: Please revise your goals to conform to the format listed above.

The first specific charter goal is to reinforce and strengthen thinking and reasoning skills.

On national standardized tests administered during the 2008-09 school year, Walton students proved they were able to gather and use information and to solve problems effectively. On the SAT, for instance, the mean score for Walton students increased from 1712 to 1722, 262 points above the state average and 213 above the national average.

Goal 2:

The second specific charter goal is to expand and integrate knowledge across the curriculum. The number of AP classes taken and AP tests administered and passed (see above) indicate Walton's students' abilities to connect knowledge and experiences from the different subject areas, to use what they already know to acquire new skills and expand understanding, to demonstrate integrated knowledge and skills in applying multidisciplinary approaches to solve problems or to complete tasks, and to recognize, analyze, evaluate, and communicate curriculum with clarity and purpose.

Goal 3:

The third specific charter goal is to promote and develop personal and social responsibility. Walton has seen an increase in the percentage of seniors graduating on time, proof that students are taking personal responsibility. In 2009, 98 percent met this goal, up from 97.1 percent in 2008, 96.3 percent in 2007, and 95.4 percent in 2006. Also, WEBs (Walton Enrichment Block) facilitate personal responsibility in that students with parental permission, except for freshmen who have one or more grades lower than 73, may choose whether to attend help sessions with teachers. Because students are able to prioritize their responsibilities, they learn important skills relative to personal growth.

Walton students continue to develop social responsibility: At least 54 percent of the 64 clubs at Walton have some sort of community service component. Additionally, 46% of the student body performed a recorded total of 57,730 hours of community service.

Gwinnett School of Math, Science & Technology

Principal: Dr. Jeff Mathews

School Address: 3737 Brock Road, Bldg 100, Duluth, GA 30096

Phone Number: 678-473-6292 **Email:** jeff_mathews@gwinnett.k12.ga.us

Mission Statement

The Gwinnett School of Mathematics, Science and Technology nurtures the talents of high potential students through a unique, challenging and integrated curriculum with a focus on mathematics, science and technology.

At a Glance

District	Gwinnett County	Enrollment	279
Type	LEA Start-up	Title I School	No
Opened	08-13-2007	Total Teachers	24
Converted		Total Administrators	2.5
Grades Served	9-11	EMO contract	No
Wait List	No	Lottery	No

Academic Achievement GHSGT¹²

	School GHSGT Math	District GHSGT Math	Better than District? (Y/N)	School GHSGT English\ Language Arts	District GHSGT English\ Language Arts	Better than District? (Y/N)
Does Not Meet						
Meets						
Exceeds Standards						
Meets+Exceeds						

Financial Accountability and Facilities Information

Financial Accountability		Facilities Information	
School Surplus	Yes	School Owns Facility	No
Reserve Fund	Yes	Plans to purchase facility	No
Total Private Fundraising	Over \$50,000	Monthly Facility Cost	N/A
Total Debt	Not disaggregated at the school level.	Yearly Facility Cost	N/A

¹² During the 2008-2009 school year, Gwinnett School of Math, Science and Technology did not have students in grade levels that participated in the GHSGT.

Adequate Yearly Progress (AYP) Information

Academic Accountability	2009	2008	2007
School Made AYP	Yes	Yes	
School is in Needs Improvement	No	No	

For more information on this school's AYP results, please see www.gadoe.org, then go to AYP Report.

ACADEMIC GOALS

In the space below please enter at least 3 goals but no more than 4 that are stated in your charter and report on the progress that your school has made towards meeting each goal. Please include at least 2 goals that measure quantifiable student test results. If your school has not met a goal, please offer a brief explanation. Please limit each response to 100 words or less.

Goal 1:

Beginning with the ninth grade, all students enrolled will progress to the next sequential grade toward graduation. All students (100%) attending the Gwinnett School of Mathematics, Science and Technology (GSMST) from the 2008-2009 enrollment, earned the necessary credits to progress to the next sequential grade toward graduation.

Goal 2:

All students will be expected to complete additional Carnegie units of credits beyond the current college prep plus diploma requirements of 24, and complete corresponding performance-based exams to earn a diploma. All students (100%) attending the Gwinnett School of Mathematics, Science and Technology (GSMST), from the 2008-2009 enrollment, remain on target to complete additional Carnegie units of credits beyond the current requirement of 24, along with all performance-based exams necessary to earn a diploma.

Goal 3:

All students (100%) will participate in an official mentor/internship program prior to graduation. Of the 279 students enrolled at the end of the 2008-2009 school year, 100% participated in an official mentor/internship program.

Goal 4:

All students will meet graduation requirement scores on language arts, mathematics, science, social studies, and writing by the completion of Grade 11. The school has its first 11th grade class for the 2009-2010 school year, therefore the school does not currently have Georgia High School Graduation data. All students are on target to meet graduation requirement scores on language arts, mathematics, science, social studies, and writing by completion of Grade 11.

Hapeville Charter Middle School

Principal: Jannard Rainey

School Address: 3535 South Fulton Ave, Hapeville, GA 30354

Phone Number: 404-767-7730 **Email:** JRainey@HapevilleCharter.Org

Mission Statement

To prepare each student for a college preparatory high school in a safe, caring, loving and nurturing environment.

At a Glance

District	Fulton County	Enrollment	693
Type	Locally Approved Start-up	Title I School	Yes
Opened	08-01-2004	Total Teachers	36
		Total Administrators	7
Grades Served	6-9	EMO contract	No
Wait List	Yes	Lottery	Yes

Academic Achievement CRCT

	School CRCT Math	District CRCT Math	Better than District? (Y/N)	School CRCT Reading	District CRCT Reading	Better than District? (Y/N)
Does Not Meet	18%	15%	N	4%	6%	Y
Meets	69%	45%	Y	69%	52%	Y
Exceeds Standards	13%	39%	N	27%	42%	N
Meets+Exceeds	82%	85%	N	96%	94%	Y

Financial Accountability and Facilities Information

Financial Accountability		Facilities Information	
School Surplus	Yes	School Owns Facility	Yes
Reserve Fund	Yes	Plans to purchase facility	Yes
Total Private Fundraising	\$10,705	Monthly Facility Cost	\$7,253
Total Debt	\$2,840,535	Yearly Facility Cost	\$87,036

Adequate Yearly Progress (AYP) Information

Academic Accountability	2009	2008	2007
School Made AYP	Yes	Yes	No
School is in Needs Improvement	No	No	No

For more information on this school's AYP results, please see www.gadoe.org, then go to AYP Report.

ACADEMIC GOALS

In the space below please enter at least 3 goals but no more than 4 that are stated in your charter and report on the progress that your school has made towards meeting each goal. Please include at least 2 goals that measure quantifiable student test results. If your school has not met a goal, please offer a brief explanation. Please limit each response to 100 words or less.

Goal 1: Please reformat your goals to conform to the example given above.

In 2008-2009 school year, while comparing grade 6, 96% of Hapeville Charter School students completing standardized assessments in reading will meet or exceed the group mean score of 94% for the Fulton County Schools. While comparing 7th grade, 96% of the Hapeville Charter Middle School students completing standardized assessments in reading will meet or exceed the group mean score of 92% of Fulton County Schools. While comparing 8th grade, 95% of Hapeville Charter Middle School students completing standardized assessments in reading will meet or exceed the group mean score of 94% of Fulton County Schools.

Actual performance Goal Met: During the 2008-2009 school year Hapeville Charter Middle School students passed the Reading CRCT in grade 6 with 96%, grade 7 with 96%, and grade 8 with 95% in comparison with Fulton county grade 6 of 94%, 7th grade of 92% and 8th grade of 94%.

Goal 2:

In 2008-2009 school year, while comparing grade 6, 74% of Hapeville Charter Middle School students completing standardized assessments in mathematics will meet or exceed the group mean score of 73% for Fulton County Schools. While comparing grade 7, 81% of Hapeville Charter Middle School will meet or exceed the group mean score of 81% for Fulton County Schools. While comparing grade 8, 77% of Hapeville Charter Middle School students will meet or exceed the group mean score of 66% for Fulton County Schools.

Actual performance goal Met: During the 2008-2009 school year Hapeville Charter Middle School students passed the Mathematics CRCT in grade 6 with 74%, grade 7 with 87%, and grade 8 with 77% in comparison with Fulton County grade 6 of 73%, 7th grade of 81% and 8th grade of 66%.

Goal 3:

In the 2008-2009 school year, while comparing grade 6, 96% of Hapeville Charter School students completing standardized assessments in Reading will meet or exceed the group mean score of 86%, 88% for demographically similar schools in the Fulton County School System. In the 2008-2009 school year, while comparing grade 7, 96% of Hapeville Charter School students completing standardized assessments in reading will meet or exceed the group mean score of 87%, 88% for demographically similar schools in the Fulton County School System. In the 2008-2009 school year, while comparing grade 8, 95% of Hapeville Charter School students completing standardized assessments in reading will meet or exceed the group mean score of 93%, 93% for demographically similar schools in the Fulton County School System.

Actual Performance Goal Met: During the 2008-2009 school year 96% of Hapeville Charter Middle School 6th grade students passed the reading portion of the CRCT in comparison to 86% and 88% of schools with similar demographics (Renaissance and Bear Creek Middle Schools). 96% of Hapeville Charter Middle School 7th grade students passed the reading portion of the CRCT in comparison to 87% and 88% of schools with similar demographics. 95% of Hapeville Charter Middle School 8th grade students passed the reading portion of the CRCT in comparison to 93% and 93% of schools with similar demographics.

Imagine International Academy of Smyrna

Principal: Gloria Clarke

School Address: 2144 South Cobb Drive, Smyrna, GA 30080

Phone Number: 678-370-0980 **Email:** Gloria.clarke@imagineschools.com

Mission Statement

The Imagine International Academy of Smyrna is a community partnership whose purpose is to empower students to be critical thinkers, well-rounded individuals and caring world citizens by developing intellect in a nurturing environment, through a rigorous and relevant curriculum.

At a Glance

District	Cobb County	Enrollment	437
Type	LEA Start-up	Title I School	No
Opened	07-27-2007	Total Teachers	32
		Total Administrators	1
Grades Served	K-8	EMO contract	Yes
Wait List	Yes	Lottery	No

Academic Achievement CRCT

	School CRCT Math	District CRCT Math	Better than District? (Y/N)	School CRCT Reading	District CRCT Reading	Better than District? (Y/N)
Does Not Meet	24%	13%	N	7%	6%	N
Meets	56%	47%	Y	66%	55%	Y
Exceeds Standards	20%	40%	N	26%	39%	N
Meets+Exceeds	76%	87%	N	93%	94%	N

Financial Accountability and Facilities Information

Financial Accountability		Facilities Information	
School Surplus	No	School Owns Facility	No
Reserve Fund	Yes	Plans to purchase facility	No
Total Private Fundraising	0	Monthly Facility Cost	\$100,000
Total Debt	\$4,067,000	Yearly Facility Cost	\$1,200,000

Adequate Yearly Progress (AYP) Information

Academic Accountability	2009	2008	2007
School Made AYP	Yes	Yes	
School is in Needs Improvement	No	No	

For more information on this school's AYP results, please see www.gadoe.org, then go to AYP Report.

ACADEMIC GOALS

In the space below please enter at least 3 goals but no more than 4 that are stated in your charter and report on the progress that your school has made towards meeting each goal. Please include at least 2 goals that measure quantifiable student test results. If your school has not met a goal, please offer a brief explanation. Please limit each response to 100 words or less.

Goal 1:

Students will meet/exceed standard for Reading during CRCT spring administration. Students met/exceeded the standards as follows: 1st grade 93%, 2nd grade 98%, 3rd grade 94%, 4th grade 96%, 5th grade 82%, 6th grade 92%, 7th grade 85% and 8th grade 100%. Overall school average for Reading 92%.

Goal 2:

Students will meet/exceed standard for English/Language Arts during CRCT spring administration. Students met/exceeded the standards as follows: 1st grade 88%, 2nd grade 95%, 3rd grade 99%, 4th grade 93%, 5th grade 97%, 6th grade 84%, 7th grade 90% and 8th grade 94%. Overall school average 91%.

Goal 3:

Students will meet/exceed the standard for Math during CRCT spring administration. Students met/exceeded the standards as follows: 1st grade 89%, 2nd grade 87%, 3rd grade 76%, 4th grade 97%, 5th grade 56%, 6th grade 70%, and 7th grade 88% and 8th grade 75%. Overall school average 72.6%

Goal 4: What is the current status of meeting this goal?

Imagine International Academy of Smyrna will complete initial SACS visit to begin the accreditation process. IIAS participated in the initial SACS review visit March 2009 and received a candidate for accreditation letter. Full accreditation is expected by Spring 2010.

Imagine Wesley International Academy

Principal: Mridula Hormes

School Address: 1049 Custer Avenue, Atlanta, GA 30316

Phone Number: 678-904-9137 **Email:** mridula.hormes@imagineschools.com

Mission Statement

IWIA strives to educate internationally minded students capable of leading and thriving in today's interconnected global environment. We serve students of talent and character, offering them an education that broadens their perspectives, sharpens their minds, strengthens their bodies, and engages their hearts. We aim to provide students with a world class learning opportunity by maintaining a caring, learning environment: involving parents and the community in school activities: and utilizing innovative teaching techniques delivered by a superior faculty. We commit to creating a caring, inclusive, and just community dedicated to fostering creativity, personal balance, and connection to the global community.

At a Glance

District	Atlanta Public Schools	Enrollment	458
Type	Locally Approved Start-up	Title I School	No
Opened	07-30-2007	Total Teachers	47
Converted		Total Administrators	4
Grades Served	K-7	EMO contract	Yes
Wait List	Yes	Lottery	Yes

Academic Achievement CRCT

	School CRCT Math	District CRCT Math	Better than District? (Y/N)	School CRCT Reading	District CRCT Reading	Better than District? (Y/N)
Does Not Meet	39%	22%	N	15%	11%	N
Meets	54%	51%	Y	60%	58%	Y
Exceeds Standards	7%	28%	N	25%	32%	N
Meets+Exceeds	61%	78%	N	85%	89%	N

Financial Accountability and Facilities Information

Financial Accountability		Facilities Information	
School Surplus	Yes	School Owns Facility	Yes
Reserve Fund	Yes	Plans to purchase facility	No
Total Private Fundraising	\$12,777 (unaudited 0 included in total revenue)	Monthly Facility Cost	\$68,087.75
Total Debt	\$0 (unaudited - end of year)	Yearly Facility Cost	\$817,053

Adequate Yearly Progress (AYP) Information

Academic Accountability	2009	2008	2007
School Made AYP	No	Yes	
School is in Needs Improvement	No	No	

For more information on this school's AYP results, please see www.gadoe.org, then go to AYP Report.

ACADEMIC GOALS

In the space below please enter at least 3 goals but no more than 4 that are stated in your charter and report on the progress that your school has made towards meeting each goal. Please include at least 2 goals that measure quantifiable student test results. If your school has not met a goal, please offer a brief explanation. Please limit each response to 100 words or less.

Target Goal 1: By year 3 of operation, Imagine Wesley International Academy will show steady progress in developing fluency in the Chinese Mandarin language.

Actual Performance: Met Goal. During the 2008-2009 school year all students received 45 minutes of daily instruction in the Chinese Mandarin language.

Target Goal 2: By year 3 of operation, Parental involvement will be measured by every parent/guardian contributing at least 10 hours (2 adult caregiver households) or 5 hours (single household) per school year.

Actual Performance: Met Goal. During the 2008-2009 school year 95% of all families met this goal.

Target Goal 3: By year 3 of operation, Imagine Wesley will increase the percentage of students meeting or exceeding the minimum standard on the CRCT testing for grades 1 or above in reading by a minimum of 3%.

Actual Performance: Met Goal. During the 2008-2009 school year 87% of students in grades 1-7 combined met or exceeded state expectations of 73.3% in reading.

Target Goal 4: By year 3 of operation, Imagine Wesley International Academy will increase the percentage of students meeting or exceeding the state standard on the CRCT for grades 1 or above in Language Arts by a minimum of 3%.

Actual Performance: Met Goal. During the 2008-2009 school year 89.3% of the students in grades 1-7 combined met or exceeded state expectations of 73.3% in Language Arts.

Imagine International Academy of Mableton

Principal: Dr. Marcus A. Barber

School Address: 6700 Mableton Parkway SE, Mableton, GA 30126

Phone Number: 678-348-8920 **Email:** marcus.barber@imagineschools.com

Mission Statement

Imagine IAM is a community of life long learners who strive to create a nurturing environment committed to developing intellect through a rigorous and relevant curriculum, which fosters respect for our world.

At a Glance

District	Cobb County	Enrollment	550
Type	LEA Start-up	Title I School	No
Opened	07-27-2007	Total Teachers	34
Converted		Total Administrators	2
Grades Served	K-8	EMO contract	No
Wait List	No	Lottery	No

Academic Achievement CRCT

	School CRCT Math	District CRCT Math	Better than District? (Y/N)	School CRCT Reading	District CRCT Reading	Better than District? (Y/N)
Does Not Meet	39%	13%	N	11%	6%	N
Meets	54%	47%	Y	70%	55%	Y
Exceeds Standards	7%	40%	N	19%	39%	N
Meets+Exceeds	61%	87%	N	89%	94%	N

Financial Accountability and Facilities Information

Financial Accountability		Facilities Information	
School Surplus	No	School Owns Facility	No
Reserve Fund	Yes	Plans to purchase facility	Yes
Total Private Fundraising	0	Monthly Facility Cost	\$127,500
Total Debt	\$4,800,000	Yearly Facility Cost	\$1,530,000

Adequate Yearly Progress (AYP) Information

Academic Accountability	2009	2008	2007
School Made AYP	Yes	No	
School is in Needs Improvement	No	No	

For more information on this school's AYP results, please see www.gadoe.org, then go to AYP Report.

ACADEMIC GOALS

In the space below please enter at least 3 goals but no more than 4 that are stated in your charter and report on the progress that your school has made towards meeting each goal. Please include at least 2 goals that measure quantifiable student test results. If your school has not met a goal, please offer a brief explanation. Please limit each response to 100 words or less.

Goal 1:

Goal 1: School complete training for staff and Application A to become an International Baccalaureate School (IB).

School submitted Application A to International Baccalaureate Organization (IBO) May 2009. IBO accepted the school as an IB candidate June 2009.

Goal 2:

Goal 2: All students will meet/exceed standard for CRCT Spring Math Assessment

55.1% of students met the standard during Spring administration. The summer retake yielded another 5% gain in students meeting the standard. Summer results should improve the percentage enough for school to meet AYP.

Goal 3:

Goal 3: All students will meet/exceed standard for CRCT Spring Reading/Language Arts Assessment

86.9% of students met/exceeded the standard.

Goal 4:

Goal 4: School will begin process of becoming accredited.

The initial AdvancED (formerly SACS) review was completed April 2009. School was recommended as a candidate for accreditation.

International Community School

Principal: Laurent Dittmann

School Address: 3260 Covington Highway, Decatur, GA 30032

Phone Number: 404-499-8969 **Email:** laurent.dittmann@intcomschool.org

Mission Statement

The International Community School provides refugee, immigrant and local children with an international education at the elementary school level. The school explores and celebrates cultural differences in a challenging, nurturing and intentionally multi-ethnic environment.

At a Glance

District	DeKalb County	Enrollment	396
Type	Locally Approved Start-up	Title I School	Yes
Opened	01-08-2002	Total Teachers	44 (including part time)
Converted		Total Administrators	15
Grades Served	K-6	EMO contract	No
Wait List	Yes	Lottery	Yes

Academic Achievement CRCT

Grades K-8	School CRCT Math	District CRCT Math	Better than District? (Y/N)	School CRCT Reading	District CRCT Reading	Better than District? (Y/N)
Does Not Meet	30%	25%	N	16%	12%	N
Meets	44%	51%	N	60%	62%	N
Exceeds Standards	27%	24%	Y	24%	26%	N
Meets+Exceeds	70%	75%	N	84%	88%	N

Financial Accountability and Facilities Information

Financial Accountability		Facilities Information	
School Surplus	Yes	School Owns Facility	No
Reserve Fund	Yes	Plans to purchase facility	No
Total Private Fundraising	\$680.98	Monthly Facility Cost	\$29,873.92
Total Debt	\$213,980	Yearly Facility Cost	\$358,487

Adequate Yearly Progress (AYP) Information

Academic Accountability	2009	2008	2007
School Made AYP	Yes	No	Yes
School is in Needs Improvement	No	No	No

For more information on this school's AYP results, please see www.gadoe.org, then go to AYP Report.

ACADEMIC GOALS

In the space below please enter at least 3 goals but no more than 4 that are stated in your charter and report on the progress that your school has made towards meeting each goal. Please include at least 2 goals that measure quantifiable student test results. If your school has not met a goal, please offer a brief explanation. Please limit each response to 100 words or less.

Goal 1:

"For students who have taken the CRCT in the previous year, 10% of students at Level I in math will raise their scores to Level II, and at least 10% of students at Level II in math will raise their scores to Level III (2006 Charter, p.10)".

Goal met: Parent involvement, teacher training, and new resources paid off. Of 101 students who failed the math CRCT in the spring of 2008, 38 moved up to level II or III (37.624%); of 105 students who were at level II in spring of 2008, 27 moved to level 3 in spring of 2009 (25.714%).

Goal 2:

"For students who have taken the CRCT in the previous year, 10% of students at Level I in reading will raise their scores to Level II, and at least 10% of students at Level II in reading will raise their scores to Level III (2006 Charter, p. 10)."

Goal met: Of the 115 Students at Level I in reading in Spring 2008, 85 raised their scores to Level II or III (73.9%). Of the 129 Students at level II in Spring 2008, 14 raised their scores up to Level III (10.852%). Such significant increases ensured that we made AYP, as opposed to 2007-08.

Goal 3:

"Every year, each "family unit" will have participated in at least one parent-teacher conference(2006 Charter p. 10)."

Goal met according to teacher documentation. The family involvement that supports our community building vision and practices has been consistently systematized.

Goal 4:

"The school will maintain the same degree of student, teacher and staff diversity in terms of national, ethnic, religious and socioeconomic backgrounds as it had at its opening. In addition, the Board and staff shall reflect the same diversity as in the student body (2006 charter, p. 10)."

Goal not met. While our practice of "intentional diversity" meets the requirement of a highly diverse staff and family population (34 nations, 14 language groups, 49% international students, 51% Americans), our Board is still in transition towards better representation of refugee families. New impetus in recruiting, as per our 2009 Strategic Plan, will ensure success in this area.

International Studies Elementary Charter

Principal: Zeda L. George

School Address: 2237 Cutts Drive, Albany, GA 31705

Phone Number: 229-431-3384 **Email:** zeda.george@docoschools.org

Mission Statement

The mission of the International Studies Elementary Charter School is to develop high academic skills, and understanding of international ideas, cultural diversity, responsible citizenship as well as critical and compassionate thinking. Students enrolled in the school will become active, compassionate and lifelong learners who understand and respect the difference of others.

At a Glance

District	Dougherty County	Enrollment	471
Type	Conversion	Title I School	Yes
Opened	01-07-2005	Total Teachers	37
Converted		Total Administrators	2
Grades Served	K-5	EMO contract	No
Wait List	Yes	Lottery	No

Academic Achievement CRCT

	School CRCT Math	District CRCT Math	Better than District? (Y/N)	School CRCT Reading	District CRCT Reading	Better than District? (Y/N)
Does Not Meet	9%	25%	Y	4%	12%	Y
Meets	60%	56%	Y	77%	67%	Y
Exceeds Standards	30%	20%	Y	19%	20%	N
Meets + Exceeds	91%	75%	Y	96%	88%	Y

Financial Accountability and Facilities Information

Financial Accountability		Facilities Information	
School Surplus	No	School Owns Facility	No
Reserve Fund	No	Plans to purchase facility	No
Total Private Fundraising	\$0	Monthly Facility Cost	N/A
Total Debt	\$0	Yearly Facility Cost	N/A

Adequate Yearly Progress (AYP) Information

Academic Accountability	2009	2008	2007
School Made AYP	Yes	Yes	Yes
School is in Needs Improvement	No	No	No

For more information on this school's AYP results, please see www.gadoe.org, then go to AYP Report.

ACADEMIC GOALS

In the space below please enter at least 3 goals but no more than 4 that are stated in your charter and report on the progress that your school has made towards meeting each goal. Please include at least 2 goals that measure quantifiable student test results. If your school has not met a goal, please offer a brief explanation. Please limit each response to 100 words or less.

Goal 1: As a goal, ISECS seeks to increase parental involvement each year with parents actively completing their 18 hours of volunteer service. Last year we had a total of 457 students with 141 parents completing zero hours. This year we are elated to report that we have an increase population of 461 students and a significant decrease of only 18 parents with zero hours.

Goal 2: All students at ISECS will meet or exceed Reading standards as measured by the annual CRCT.

1st grade Baseline (2006-2007) 92 % actual 93%

2nd grade Baseline (2006-2007) 97 % actual 87%

3rd grade Baseline (2006-2007) 83% actual 83%

4th grade Baseline (2006-2007) 83% actual 92%

5th grade Baseline (2006-2007) 96% actual 91%

Explanation: Grades 1, 2, and 3 incurred 2 staff changes per grade level. In grade 5 three classes were collapsed into two classes after a teacher became severely ill and had to take permanent leave of absence. Therefore the teacher pupil ratio was dramatically impacted.

Goal 3: All students at ISECS will meet or exceed ELA standards as measured by the annual CRCT.

1st grade Baseline (2006-2007) 87% actual 89%

2nd grade Baseline (2006-2007) 87% actual 86%

3rd grade Baseline (2006-2007) 90% actual 93%

4th grade Baseline (2006-2007) 90% actual 97%

5th grade Baseline (2006-2007) 93% actual 100%

Explanation: In grades 1, 3, 4 and 5 we contributed significant gains to the increased emphasis on ELA content (grammar, phonics and sentence construction).

Goal 4: All students at ISECS will meet or exceed Math standards as measured by the annual CRCT

1st grade Baseline (2006-2007) 91% actual 92%

2nd grade Baseline (2006-2007) 98% actual 83%

3rd grade Baseline (2006-2007) 98% actual 86%

4th grade Baseline (2006-2007) 98% actual 89%

5th grade Baseline (2006-2007) 93% actual 100%

Explanation: In grades 1, 2, 3, and 4 we like other districts in Georgia struggled with mathematics. Grade5 incurred higher test scores after additional intense remediation followed by a second round of testing (CRCT).

Ivy Preparatory Academy

Principal: Nina Gilbert

School Address: 3705 Engineering Drive, Norcross, GA 30092

Phone Number: 770-342-0089 **Email:** ngilbert@ivyprepacademy.org

Mission Statement

Within a structured and supportive environment, Ivy Preparatory Academy develops girls into thoroughly equipped scholars who are prepared to enter and succeed in the colleges and universities of their choice.

At a Glance

District	Gwinnett County	Enrollment	154
Type	Commission Approved Start-up	Title I School	Yes
Opened	08-04-2008	Total Teachers	8
Converted		Total Administrators	2
Grades Served	6-7	EMO contract	No
Wait List	Yes	Lottery	Yes

Academic Achievement CRCT¹³

	School CRCT Math	District CRCT Math	Better than District? (Y/N)	School CRCT Reading	District CRCT Reading	Better than District? (Y/N)
Does Not Meet	9%	11%	Y	4%	6%	Y
Meets	55%	45%	Y	38%	54%	N
Exceeds Standards	37%	44%	N	58%	40%	Y
Meets + Exceeds	91%	89%	Y	96%	94%	Y

Financial Accountability and Facilities Information

Financial Accountability		Facilities Information	
School Surplus	No	School Owns Facility	No
Reserve Fund	Yes	Plans to purchase facility	Yes
Total Private Fundraising	\$25,814	Monthly Facility Cost	\$25,000
Total Debt	\$363,990	Yearly Facility Cost	\$300,000

¹³ Ivy Preparatory Academy is a Commission Charter School. It is geographically located within Gwinnett County but it is not part of the local school district.

Adequate Yearly Progress (AYP) Information

Academic Accountability	2009	2008	2007
School Made AYP	Yes		
School is in Needs Improvement	No		

For more information on this school's AYP results, please see www.gadoe.org, then go to AYP Report.

ACADEMIC GOALS

In the space below please enter at least 3 goals but no more than 4 that are stated in your charter and report on the progress that your school has made towards meeting each goal. Please include at least 2 goals that measure quantifiable student test results. If your school has not met a goal, please offer a brief explanation. Please limit each response to 100 words or less.

Goal 1:

Students at Ivy Prep will demonstrate superior achievement in Reading by performing at a level higher than that of their peers in surrounding public schools.

Met Goal. During the 2008-09 school year, 94% of 6th graders met or exceeded CRCT Reading standards

Goal 2:

Students at Ivy Prep will demonstrate superior achievement in English/Language Arts by performing at a level higher than that of their peers in surrounding public schools.

Met Goal. During the 2008-09 school year, 98% of 6th graders met or exceeded CRCT ELA standards

Goal 3:

Students at Ivy Prep will demonstrate superior achievement in Math by performing at a level higher than that of their peers in surrounding public schools.

Met Goal. During the 2008-09 school year, 94% of 6th graders met or exceeded CRCT Math standards

Jenkins-White Elementary Charter School

Principal: Janie R. Norris

School Address: 800 15th Avenue, Augusta , GA 30901

Phone Number: 706-737-7320 **Email:** norrija@boe.richmond.k12.ga.us

Mission Statement

Jenkins-White Elementary Charter School will develop responsible productive citizens who will adapt to ever changing society, enrich our world, acquire a thirst for knowledge, and demonstrate respect for one's self and others.

At a Glance

District	Richmond County	Enrollment	435
Type	Conversion	Title I School	Yes
Opened	August, 2001	Total Teachers	33
Converted	02/09/2006	Total Administrators	2
Grades Served	PK-5	EMO contract	No
Wait List	No	Lottery	No

Academic Achievement CRCT

	School CRCT Math	District CRCT Math	Better than District? (Y/N)	School CRCT Reading	District CRCT Reading	Better than District? (Y/N)
Does Not Meet	57%	33%	N	27%	14%	N
Meets	38%	51%	N	66%	68%	N
Exceeds Standards	5%	15%	N	7%	18%	N
Meets+Exceeds	43%	67%	N	73%	86%	N

Financial Accountability and Facilities Information

Financial Accountability		Facilities Information	
School Surplus	No	School Owns Facility	Yes
Reserve Fund	No	Plans to purchase facility	No
Total Private Fundraising	\$0	Monthly Facility Cost	N/A
Total Debt	\$0	Yearly Facility Cost	N/A

Adequate Yearly Progress (AYP) Information

Academic Accountability	2009	2008	2007
School Made AYP	No	No	Yes
School is in Needs Improvement	Yes	No	No

For more information on this school's AYP results, please see www.gadoe.org, then go to AYP Report.

ACADEMIC GOALS

In the space below please enter at least 3 goals but no more than 4 that are stated in your charter and report on the progress that your school has made towards meeting each goal. Please include at least 2 goals that measure quantifiable student test results. If your school has not met a goal, please offer a brief explanation. Please limit each response to 100 words or less.

Goal 1: By the end of the 2006-07 school year, 60% of the students in grades three and five, who have been at Jenkins-White for the full academic year, will meet or exceed standards in mathematics.

Actual Performance: Did Not Meet Goal. During the 2008-09 school year, 39.15% of students in grades three and five who were at Jenkins-White for the entire year, met standards in mathematics.

Goal 2: By the end of the 2006-07 school year, 68% of the students in grades three and five, who have been at Jenkins-White for the full academic year, will meet or exceed standards in reading and language arts.

Actual Performance: Did Not Meet Goal. During the 2008-09 school year, 59.16% of the students in grades three and five, who were at Jenkins-White for the entire year, met standards in reading and language arts.

Goal 3: By the end of third grade, 85% of the students will meet or exceed benchmark goals, established using Dynamic Indicators of Basic Early Literacy Skills (DIBELS).

Actual Performance: Did Not Meet Goal. At the end of the 2008-2009 school year, 83% of the students met or exceeded benchmark goals.

Kennesaw Charter School

Principal: Kay Frey

School Address: 1370 Lockhart Drive, Kennesaw, GA 30144

Phone Number: 678-290-9628 **Email:** kay.frey@imagineschools.com

Mission Statement

The mission of Kennesaw Charter School is to provide students with a world-class learning opportunity by maintaining a caring learning environment; involving parents and the community in school activities; utilizing innovative teaching techniques delivered by a superior faculty and offering a challenging curriculum that prepares children for lives of leadership in a rapidly changing world.

At a Glance

District	Cobb County	Enrollment	497
Type	Locally Approved Start-up	Title I School	No
Opened	07-14-2003	Total Teachers	36
Converted		Total Administrators	1
Grades Served	K-5	EMO contract	Yes
Wait List	Yes	Lottery	Yes

Academic Achievement CRCT

	School CRCT Math	District CRCT Math	Better than District? (Y/N)	School CRCT Reading	District CRCT Reading	Better than District? (Y/N)
Does Not Meet	15%	13%	N	4%	6%	Y
Meets	57%	47%	Y	60%	55%	Y
Exceeds Standards	28%	40%	N	35%	39%	N
Meets+Exceeds	85%	87%	N	96%	94%	Y

Financial Accountability and Facilities Information

Financial Accountability		Facilities Information	
School Surplus	Yes	School Owns Facility	No
Reserve Fund	Yes	Plans to purchase facility	No
Total Private Fundraising		Monthly Facility Cost	\$11,709.83
Total Debt		Yearly Facility Cost	\$140,517.93

Adequate Yearly Progress (AYP) Information

Academic Accountability	2009	2008	2007
School Made AYP	Yes	Yes	Yes
School is in Needs Improvement	No	No	No

For more information on this school's AYP results, please see www.gadoe.org, then go to AYP Report.

ACADEMIC GOALS

In the space below please enter at least 3 goals but no more than 4 that are stated in your charter and report on the progress that your school has made towards meeting each goal. Please include at least 2 goals that measure quantifiable student test results. If your school has not met a goal, please offer a brief explanation. Please limit each response to 100 words or less.

Goal 1:

By school start date July 2009, 100% of all staff members will be highly qualified. This goal was met July 2009.

Goal 2:

2006-2007 CRCT scores in the 4th grade reading comprehension indicate 86% of fourth grade students met or exceeded standards. Goal is to close achievement gap between African American (4.6%) and white students in 4th grade (29.2%)

Goal 3:

2006-2007 writing test in 5th grade indicates that only 10% of students at KCS exceeded Cobb County standards. Goal is to increase by 5% the number of 5th grade students who exceed this standard.

Kingsley Charter School

Principal: Karen Graham

School Address: 2051 Brendon Drive, Dunwoody, GA 30338

Phone Number: 678-874-8902 **Email:** Karen_R_Graham@fc.dekalb.k12.ga.us

Mission Statement

The mission of Kingsley Charter School is establish and strengthen relationships between home and school in order to promote high expectations of students, staff, and parents while encouraging unique strengths in a nurturing and creative environment.

At a Glance

District	DeKalb County	Enrollment	477
Type	Conversion	Title I School	No
Opened	08-08-1971	Total Teachers	31
Converted	08-08-1998	Total Administrators	2
Grades Served	PK-5	EMO contract	No
Wait List	No	Lottery	Yes

Academic Achievement CRCT

	School CRCT Math	District CRCT Math	Better than District? (Y/N)	School CRCT Reading	District CRCT Reading	Better than District? (Y/N)
Does Not Meet	18%	25%	Y	8%	12%	Y
Meets	35%	51%	N	48%	62%	N
Exceeds Standards	48%	24%	Y	44%	26%	Y
Meets + Exceeds	82%	75%	Y	92%	88%	Y

Financial Accountability and Facilities Information

Financial Accountability		Facilities Information	
School Surplus	No	School Owns Facility	No
Reserve Fund	No	Plans to purchase facility	No
Total Private Fundraising	\$29,000	Monthly Facility Cost	N/A
Total Debt	\$0	Yearly Facility Cost	N/A

Adequate Yearly Progress (AYP) Information

Academic Accountability	2009	2008	2007
School Made AYP	Yes	Yes	Yes
School is in Needs Improvement	No	No	No

For more information on this school's AYP results, please see www.gadoe.org, then go to AYP Report.

ACADEMIC GOALS

In the space below please enter at least 3 goals but no more than 4 that are stated in your charter and report on the progress that your school has made towards meeting each goal. Please include at least 2 goals that measure quantifiable student test results. If your school has not met a goal, please offer a brief explanation. Please limit each response to 100 words or less.

Goal 1:

It is the goal of Kingsley Charter School to perform above the county's mean scale scores on the Criterion-Referenced Competency Test in the areas of Reading, Language Arts, and Mathematics. Kingsley's aim is for their students to score ten percentage points or more above the county averages. Kingsley students in grades one through five attained this goal on the CRCT Reading, Language Arts, and Mathematics sections on the spring test in eleven out of fifteen categories, only falling short of the ten point minimum in grade five and in Math in grade two.

Goal 2:

It is the goal of Kingsley Charter School to perform above the county's percentile mean scores on the Iowa Test of Basic Skills in the areas of Reading, Language Arts, and Mathematics in grades three and five. Scoring ten percentage points or more above the county average is Kingsley's target. Kingsley students in grades three and five attained the goal of scoring ten percentage points or more above DeKalb County's percentage in both grade levels and in all areas.

Goal 3:

The charter requires that parents give a minimum of sixteen hours per family during the school year; however, for the past two years, Kingsley's families have exceeded this goal, and their hours have been at least 150% of the goal.

KIPP South Fulton Academy

Principal: Jondre Pryor

School Address: 1286 East Washington Avenue, East Point, GA 30344

Phone Number: 678-278-0160 **Email:** jpryor@kippsouthfulton.org

Mission Statement

The mission of KIPP South Fulton Academy is to strengthen the knowledge, skills, character, and physical fitness of students in South Fulton County, thereby creating opportunities for success in top-notch high schools, colleges, and the competitive world beyond.

At a Glance

District	Fulton County	Enrollment	323
Type	Locally Approved Start-up	Title I School	Yes
Opened	07-14-2003	Total Teachers	18
Converted		Total Administrators	4
Grades Served	5-8	EMO contract	No
Wait List	Yes	Lottery	Yes

Academic Achievement CRCT

	School CRCT Math	District CRCT Math	Better than District? (Y/N)	School CRCT Reading	District CRCT Reading	Better than District? (Y/N)
Does Not Meet	8%	15%	Y	5%	6%	Y
Meets	54%	45%	Y	59%	52%	Y
Exceeds Standards	38%	39%	N	37%	42%	N
Meets+Exceeds	92%	85%	Y	95%	94%	Y

Financial Accountability and Facilities Information

Financial Accountability		Facilities Information	
School Surplus	Yes	School Owns Facility	Yes
Reserve Fund	Yes	Plans to purchase facility	No
Total Private Fundraising	\$541,841	Monthly Facility Cost	\$20,434.83
Total Debt	\$1,676,796	Yearly Facility Cost	\$245,218

Adequate Yearly Progress (AYP) Information

Academic Accountability	2009	2008	2007
School Made AYP	Yes	Yes	Yes
School is in Needs Improvement	No	No	No

For more information on this school's AYP results, please see www.gadoe.org, then go to AYP Report.

ACADEMIC GOALS

In the space below please enter at least 3 goals but no more than 4 that are stated in your charter and report on the progress that your school has made towards meeting each goal. Please include at least 2 goals that measure quantifiable student test results. If your school has not met a goal, please offer a brief explanation. Please limit each response to 100 words or less.

Goal 1:

Goal 1: The percentage of 5th grade students who meet or exceed standards on the reading portion of the CRCT will be 90% in 2009.

Actual Performance: Met Goal. In 2008-09, KIPP South Fulton Academy students performed very well on the reading portion of the CRCT. 92% of KIPP South Fulton Academy fifth grade students met or exceeded standards on the reading portion of the CRCT.

Goal 2:

Goal 2: Each year, the percentage of KIPP South Fulton Academy students meeting or exceeding standards in all grade levels of language arts will exceed the percentage of students in Georgia, who meet or exceed standards in language arts as measured by the CRCT.

Actual Performance: Met Goal. 95% of 5th graders, 97% of 6th graders, 94% of 7th graders, and 96% of 8th graders at KIPP South Fulton Academy met or exceeded standards in language arts, compared to 91% of 5th graders, 90% of 6th graders, 90% of 7th graders, and 92% of 8th graders in Georgia.

Goal 3:

Goal 3: Each year, the percentage of KIPP South Fulton Academy students meeting or exceeding standards in all grade levels of math will exceed the percentage of students in the state, who meet or exceed standards in math as measured by the CRCT;

Actual Performance: Met Goal. 84% of 5th graders, 93% of 6th graders, 89% of 7th graders, and 94% of 8th graders at KIPP South Fulton Academy met or exceeded standards in math, compared to 79% of 5th graders, 75% of 6th graders, 84% of 7th graders, and 70% of 8th graders in Georgia.

Goal 4:

Goal 4: Each year, the percentage of KIPP South Fulton Academy students meeting or exceeding standards in all grade levels of science will exceed the percentage of students in the state, who meet or exceed standards in science, as measured by the CRCT

Actual Performance: Met Goal. 86% of 5th graders, 82% of 6th graders, 96% of 7th graders, and 94% of 8th graders at KIPP South Fulton Academy met or exceeded standards in science, compared to 76% of 5th graders, 69% of 6th graders, 75% of 7th graders, and 62% of 8th graders in Georgia.

KIPP West Atlanta Young Scholars (WAYS) Academy

Principal: Kimberly Karacalidis

School Address: 80 Joseph E. Lowery Blvd, Atlanta, GA 30314

Phone Number: 404-475-1941 **Email:** kkaracalidis@kippways.org

Mission Statement

It is the mission of KIPP WAYS Academy to prepare students for top quality high schools, colleges, and the competitive world beyond by instilling in each student a commitment to scholarship, teamwork, integrity, and other “WAYS to success.”

At a Glance

District	Atlanta Public Schools	Enrollment	326
Type	Locally Approved Start-up	Title I School	Yes
Opened	07-14-2003	Total Teachers	22
		Total Administrators	3
Grades Served	5-8	EMO contract	No
Wait List	Yes	Lottery	Yes

Academic Achievement CRCT

	School CRCT Math	District CRCT Math	Better than District? (Y/N)	School CRCT Reading	District CRCT Reading	Better than District? (Y/N)
Does Not Meet	6%	22%	Y	3%	11%	Y
Meets	61%	51%	Y	56%	58%	N
Exceeds Standards	32%	28%	Y	41%	32%	Y
Meets + Exceeds	94%	78%	Y	97%	89%	Y

Financial Accountability and Facilities Information

Financial Accountability		Facilities Information	
School Surplus	Yes	School Owns Facility	No
Reserve Fund	Yes	Plans to purchase facility	No
Total Private Fundraising	\$372,663	Monthly Facility Cost	\$14,990.33
Total Debt	\$0	Yearly Facility Cost	\$179,884

Adequate Yearly Progress (AYP) Information

Academic Accountability	2009	2008	2007
School Made AYP	Yes	Yes	Yes
School is in Needs Improvement	No	No	No

For more information on this school's AYP results, please see www.gadoe.org, then go to AYP Report.

ACADEMIC GOALS

In the space below please enter at least 3 goals but no more than 4 that are stated in your charter and report on the progress that your school has made towards meeting each goal. Please include at least 2 goals that measure quantifiable student test results. If your school has not met a goal, please offer a brief explanation. Please limit each response to 100 words or less.

Goal 1:

90% of 5th graders, 90% of 6th graders, 90% of 7th graders, and 90% of 8th graders will “meet or exceed standards” in language arts, on the CRCT.

Actual Performance: Met Goal. In 2008-09, 98% of KIPP WAYS Academy 5th graders met or exceeded standards in language arts, while 99% of 6th graders met or exceeded standards in language arts. 96% of KIPP WAYS Academy 7th graders met or exceeded standards in language arts, while 97% of our 8th graders students met or exceeded standards in language arts.

Goal 2:

Each year, the % of KIPP WAYS 6-8th graders meeting + exceeding standards in mathematics will exceed the % of students in Georgia who meet + exceed standards in mathematics on the CRCT.

Actual Performance: Met Goal. In 2008-09, 89% of KIPP WAYS 6th graders met or exceeded standards in math, compared to 75% of 6th graders in Georgia. 96% of KIPP WAYS 7th graders met or exceed standards in math, compared to 84% of 7th graders in Georgia. 94% of our 8th graders met or exceeded standards in math, compared to 70% of 8th graders in Georgia.

Goal 3:

83% of 5th graders, 89% of 6th graders, 89% of 7th graders, and 90% of 8th graders will “meet standards” or “exceed standards” in reading, as measured by the CRCT.

Actual Performance: Met Goal. In 2008-09, KIPP WAYS Academy students at all grade levels performed very well on the CRCT reading exam. 94% of KIPP WAYS 5th graders met or exceeded standards in reading, while 97% of 6th graders met or exceeded standards in reading. 94% of KIPP WAYS 7th graders met or exceeded standards in reading, while 100% of 8th graders met or exceeded standards in reading.

Goal 4:

75% of all 5th graders and 85% of all 8th graders will meet or exceed standards on the 2009 Georgia Writing Test.

Actual Performance: Met Goal. During the 2008-09 school year, 85% of all KIPP WAYS Academy 5th graders met or exceeded standards on the 2009 Georgia Writing Test. Additionally, during the 2008-09 school year, 98% of all KIPP WAYS Academy 8th graders met or exceeded standards on the 2009 Georgia Writing Test.

Lake Oconee Academy

Principal: Dr. Otho Tucker

School Address: 6350 Lake Oconee Parkway, Suite 102, PMB #150, Greensboro, GA 30642

Phone Number: 706-454-1562 **Email:** otucker@lakeoconeeacademy.org

Mission Statement

The mission of Lake Oconee Academy is to increase student achievement by building a culture of high expectations for all students. The Academy will incorporate common sense and proven principles, such as a research-based curriculum, high expectations for students, both academically and behaviorally, an emphasis on outstanding school leadership and faculty, and parental involvement.

At a Glance

District	Greene County	Enrollment	57
Type	Locally Approved Start-up	Title I School	No
Opened	08-27-2007	Total Teachers	5
		Total Administrators	1
Grades Served	K-2	EMO contract	No
Wait List	No	Lottery	No

Academic Achievement CRCT

Grades K-8	School CRCT Math	District CRCT Math	Better than District? (Y/N)	School CRCT Reading	District CRCT Reading	Better than District? (Y/N)
Does Not Meet	0%	31%	Y	0%	15%	Y
Meets	41%	52%	N	45%	67%	N
Exceeds Standards	59%	18%	Y	55%	17%	Y
Meets + Exceeds	100%	69%	Y	100%	85%	Y

Financial Accountability and Facilities Information

Financial Accountability		Facilities Information	
School Surplus	No	School Owns Facility	No
Reserve Fund	No	Plans to purchase facility	No
Total Private Fundraising	\$50,174	Monthly Facility Cost	\$2,500
Total Debt	\$391,252	Yearly Facility Cost	\$30,000

Adequate Yearly Progress (AYP) Information

Academic Accountability	2009	2008	2007
School Made AYP	Yes	Yes	
School is in Needs Improvement	No	No	

For more information on this school's AYP results, please see www.gadoe.org, then go to AYP Report.

ACADEMIC GOALS

In the space below please enter at least 3 goals but no more than 4 that are stated in your charter and report on the progress that your school has made towards meeting each goal. Please include at least 2 goals that measure quantifiable student test results. If your school has not met a goal, please offer a brief explanation. Please limit each response to 100 words or less.

Goal 1: Students will demonstrate knowledge and skills as evidenced by CRCT testing.

Actual Performance Met Goal:

- 100% of the first grade students met GPS in all tested areas
- 63% of the first grade students exceeded standards in Reading
- 44% of the first grade students exceeded standards in Language Arts
- 63% of the first grade students exceeded standards in Mathematics
- 100% of the second grade students met standards in all tested areas
- 69% of the second grade students exceeded standards in Reading
- 46% of the second grade students exceeded standards in Language Arts
- 54% of the second grade students exceeded standards in Mathematics

Goal 2:

Students will demonstrate critical thinking skills through projects and applications of knowledge and skills as established by the Core Knowledge curriculum.

Actual Performance Met Goal: See Performance Results in Goal 1 and the following:

Kindergarten Average Grade Equivalent was 1.5.

Grade 1: Average Grade Equivalent was 2.9 for comprehension, 2.7 for word analysis, and 2.9 for problem solving..

Grade 2: Average Grade Equivalent was 4.1 for comprehension, 3.5 for word analysis, and 3.9 for problem solving.

Goal 3:

LOA will prepare a greater number of students from all socio-economic levels to enter, compete, and succeed in post-secondary educational opportunities and careers of their choice.

Actual Performance Met Goal: As noted in Goal 1, 100% of the students met GA Standards and a significant percentage of the students exceeded GA Standards (44 to 69% depending on the subject area).

Goal 4:

The scores of the 2nd grade students in reading, language arts, and mathematics will serve as the baseline for that cohort of students with science and social studies added as a baseline when students reach 3rd grade. Students meeting or exceeding the standard or AYP Target will increase by 5% a year up to 90%, then the expectation will be for the cohort to increase the percentage, meeting or exceeding the standard or AYP Target by 2%, whichever is greater.

Actual Performance Met: See CRCT results listed in Goal 1 as the baseline for this group.

Lewis Academy of Excellence

Principal: Dr. Patricia J. Lewis

School Address: 8009 Carlton Road, Riverdale, GA 30296

Phone Number: 404-241-8009 **Email:** lewisacademy@bellsouth.net

Mission Statement

Our Mission is to provide a challenging, engaging, and meaningful curriculum that nurtures in each child "Holistic Excellence" and the ability to achieve their maximum potential. The Academy will prepare students to become lifelong learners and "Future World Leaders" in our global society.

At a Glance

District	Clayton County	Enrollment	635
Type	Locally Approved Start-up	Title I School	Yes
Opened	09-09-2005	Total Teachers	32
		Total Administrators	3
Grades Served	K-5	EMO contract	No
Wait List	Yes	Lottery	No

Academic Achievement CRCT

	School CRCT Math	District CRCT Math	Better than District? (Y/N)	School CRCT Reading	District CRCT Reading	Better than District? (Y/N)
Does Not Meet	22%	26%	Y	7%	14%	Y
Meets	60%	53%	Y	69%	66%	Y
Exceeds Standards	18%	21%	N	25%	20%	Y
Meets + Exceeds	78%	74%	Y	93%	86%	Y

Financial Accountability and Facilities Information

Financial Accountability		Facilities Information	
School Surplus	Yes	School Owns Facility	Yes
Reserve Fund	Yes	Plans to purchase facility	No
Total Private Fundraising	\$20,000	Monthly Facility Cost	\$30,000
Total Debt	0	Yearly Facility Cost	\$360,000

Adequate Yearly Progress (AYP) Information

Academic Accountability	2009	2008	2007
School Made AYP	Yes	Yes	Yes
School is in Needs Improvement	No	No	No

For more information on this school's AYP results, please see www.gadoe.org, then go to AYP Report.

ACADEMIC GOALS

In the space below please enter at least 3 goals but no more than 4 that are stated in your charter and report on the progress that your school has made towards meeting each goal. Please include at least 2 goals that measure quantifiable student test results. If your school has not met a goal, please offer a brief explanation. Please limit each response to 100 words or less.

Goal 1:

75% of all students enrolled in the Academy for at least two years will “meet standards” or “exceed standards” in Reading as measured by the CRCT.

Actual Performance: Met Goal. During the 2008-2009 school year, 93% of all students enrolled in the Academy “met standards” or “exceeded standards” in Reading as measured by the CRCT.

Goal 2:

75% of all students enrolled in the Academy for at least two years will “meet standards” or “exceed standards” in Math as measured by the CRCT.

Actual Performance: Met Goal. During the 2008-2009 school year, 78% of all students enrolled in the Academy “met standards” or “exceeded standards” in Math as measured by the CRCT.

Goal 3:

All Students will use the technology lab to gain new knowledge and become confident lifelong learners in a global society.

Actual Performance: Met Goal. During the 2008-2009 school year, all students used the technology lab to gain new knowledge and become confident lifelong learners in our global society.

Goal 4:

Discipline referrals will decrease as all students work cooperatively with others to develop appropriate social skills to become productive citizens and world leaders with a sense of civic responsibility in our democratic, culturally diverse society.

Actual Performance: Met Goal. During the 2008-2009 school year, discipline referrals decreased by 5% as students improved in their ability to work cooperatively with others and develop appropriate social skills to become productive citizens and world leaders in our democratic, culturally diverse society.

Marietta Charter School

Principal: Christy Tureta

School Address: 368 Wright Street, Marietta , GA 30064

Phone Number: 770-590-4430 **Email:** christy.tureta@imagineschools.com

Mission Statement

The mission of the Marietta Charter School is to achieve excellence within a diverse community and to create responsible and respectful students while inspiring a love of learning. Imagine Believe Achieve Excellence!

At a Glance

District	Marietta City	Enrollment	225
Type	Locally Approved Start-up	Title I School	No
Opened	08-08-2006	Total Teachers	13
		Total Administrators	1
Grades Served	K-5	EMO contract	Yes
Wait List	No	Lottery	No

Academic Achievement CRCT

	School CRCT Math	District CRCT Math	Better than District? (Y/N)	School CRCT Reading	District CRCT Reading	Better than District? (Y/N)
Does Not Meet	31%	20%	N	10%	10%	Equal
Meets	61%	55%	Y	62%	63%	N
Exceeds Standards	8%	25%	N	28%	27%	Y
Meets+Exceeds	69%	80%	N	90%	90%	Equal

Financial Accountability and Facilities Information

Financial Accountability		Facilities Information	
School Surplus	No	School Owns Facility	Yes
Reserve Fund	No	Plans to purchase facility	Yes
Total Private Fundraising	\$12,186	Monthly Facility Cost	\$44,833.33
Total Debt	\$707,458	Yearly Facility Cost	\$538,000

Adequate Yearly Progress (AYP) Information

Academic Accountability	2009	2008	2007
School Made AYP	Yes	No	Yes
School is in Needs Improvement	No	No	No

For more information on this school's AYP results, please see www.gadoe.org, then go to AYP Report.

ACADEMIC GOALS

In the space below please enter at least 3 goals but no more than 4 that are stated in your charter and report on the progress that your school has made towards meeting each goal. Please include at least 2 goals that measure quantifiable student test results. If your school has not met a goal, please offer a brief explanation. Please limit each response to 100 words or less.

Goal 1:

Target Goal: Improve reading achievement as measured by the Reading Comprehension portion of the CRCT (grade 4). Improvement will be determined as follows:

- Five or more percentage points increase from the previous year in students achieving the meet and/or exceeds performance levels on the CRCT (if the Charter School had less than 75% students at this level the previous year).

Actual Performance: Met Goal. During the 2008-2009 school year, 92% of 4th graders passed the Reading CRCT up from 89% in 2007-2008

Goal 2:

Target Goal: Improve language arts achievement as measured by the language arts portion of the CRCT (grade 4). Improvement will be determined as follows:

- Five or more percentage points increase from the previous year in students achieving the meet and/or exceeds performance levels on the CRCT (if the Charter School had less than 75% students at this level the previous year).

Actual Performance: Met Goal. During the 2008-2009 school year, 92% of 4th graders passed the ELA CRCT up from 89% in 2007-2008.

Goal 3:

Target Goal: Improve mathematics achievement as measured by the mathematics portion of the CRCT (grade 4) and the Stanford 9ITBS. Improvement will be determined as follows:

- Five or more percentage points increase from the previous year in achieving the meet and/or exceeds performance levels (if the Charter School had less than 75% students at this level the previous year).

Actual Performance: Met Goal. During the 2008-2009 school year, 58% of 4th graders passed Math CRCT up from 32% in 2007-2008.

Morgan County Elementary

Principal: Jean Triplett

School Address: 1640 Buckhead Road, Madison, GA 30650

Phone Number: 706-342-5040 **Email:** jean.triplett@morgan.k12.ga.us

Mission Statement

The mission of Morgan County Elementary School is to maximize learning experiences for all children so they may explore and expand their individual talents and abilities.

At a Glance

District	Morgan County	Enrollment	760
Type	Conversion	Title I School	Yes
Opened	08-15-1990	Total Teachers	61
Converted	08-01-2005	Total Administrators	2
Grades Served	3-5	EMO contract	No
Wait List	No	Lottery	No

Academic Achievement CRCT¹⁴

	School CRCT Math	State CRCT Math	Better than State? (Y/N)	School CRCT Reading	State CRCT Reading	Better than State? (Y/N)
Does Not Meet	9%	19%	Y	5%	9%	Equal
Meets	46%	51%	N	58%	60%	Y
Exceeds Standards	45%	30%	Y	37%	31%	N
Meets + Exceeds	91%	81%	Y	95%	91%	Equal

Financial Accountability and Facilities Information

Financial Accountability		Facilities Information	
School Surplus	No	School Owns Facility	Yes
Reserve Fund	No	Plans to purchase facility	No
Total Private Fundraising	0	Monthly Facility Cost	\$16,841.35
Total Debt	0	Yearly Facility Cost	\$202,096.19

¹⁴ Morgan County Elementary School is the only elementary school in Morgan County and is compared to State averages.

Adequate Yearly Progress (AYP) Information

Academic Accountability	2009	2008	2007
School Made AYP	Yes	Yes	Yes
School is in Needs Improvement	No	No	No

For more information on this school's AYP results, please see www.gadoe.org, then go to AYP Report.

ACADEMIC GOALS

In the space below please enter at least 3 goals but no more than 4 that are stated in your charter and report on the progress that your school has made towards meeting each goal. Please include at least 2 goals that measure quantifiable student test results. If your school has not met a goal, please offer a brief explanation. Please limit each response to 100 words or less.

Goal 1: MCES will improve reading comprehension by increasing the percentage of students meeting/exceeding the CRCT reading standards in grades 3-5 .

Actual Performance: Met Goal: At the beginning of the charter, 86% of students met or exceeded standards in reading. During the 2009 CRCT testing, 93% of students in grades 3-5 met or exceed the standards on the CRCT which is a 7% gain.

Goal 2: MCES will improve reading comprehension skills for African American students.

Actual Performance: Met Goal: In 2004, 74% of African American students met or exceeded the standards in reading. In 2009, 84% of African American students met or exceeded standards in reading which was a 10% gain.

Goal 3: Improve Math skills for all students.

Actual Performance: Met Goal: In 2004, 85% met standards in math. In 2009, 90% of students met standards in math which was a 5% gain.

Goal 4: MCES will improve communication with parents.

Actual Performance: Met Goal: MCES has made great progress in improving parent communication. Two parent conferences are held each year to discuss curriculum, student portfolios and to review student work. Participation in these conferences averages 99% for the last four years. In addition, 4,279 hours of volunteer time was documented by parents.

Morgan County High School

Principal: Mark D. Wilson

School Address: 1231 College Drive, Madison, GA 30650

Phone Number: 706-342-2336 **Email:** mark.wilson@morgan.k12.ga.us

Mission Statement

The mission of Morgan County Charter High School is to provide meaningful and diverse learning opportunities to prepare our students to meet the challenges of our ever-changing world as lifelong learners and contributing members of society.

At a Glance

District	Morgan County	Enrollment	1041
Type	Conversion	Title I School	No
Opened	08-01-1963	Total Teachers	71
Converted	07-01-2008	Total Administrators	4
Grades Served	9-12	EMO contract	No
Wait List	No	Lottery	No

Academic Achievement GHSGT¹⁵

	School GHSGT Math	State GHSGT Math	Better than State? (Y/N)	School GHSGT English/ Language Arts	State GHSGT English/ Language Arts	Better than State? (Y/N)
Does Not Meet	21%	22%	Y	10%	8%	N
Meets	15%	16%	N	37%	37%	Equal
Exceeds Standards	64%	63%	Y	53%	55%	N
Meets + Exceeds	79%	78%	Y	90%	92%	N

Financial Accountability and Facilities Information

Financial Accountability		Facilities Information	
School Surplus	No	School Owns Facility	Yes
Reserve Fund	No	Plans to purchase facility	No
Total Private Fundraising	\$0	Monthly Facility Cost	\$0
Total Debt	\$0	Yearly Facility Cost	\$0

¹⁵ Morgan County High School is the only high school in Morgan County and is compared to state averages for both the Math GHSGT and the ELA GHSGT.

Adequate Yearly Progress (AYP) Information

Academic Accountability	2009	2008	2007
School Made AYP	No	Yes	Yes
School is in Needs Improvement	No	No	No

For more information on this school's AYP results, please see www.gadoe.org, then go to AYP Report.

ACADEMIC GOALS

In the space below please enter at least 3 goals but no more than 4 that are stated in your charter and report on the progress that your school has made towards meeting each goal. Please include at least 2 goals that measure quantifiable student test results. If your school has not met a goal, please offer a brief explanation. Please limit each response to 100 words or less.

Goal 1:

Target Goal 1: Accelerate student achievement by increasing the percentage of juniors passing all sections of the GHSGT on the first attempt.

Actual Performance: Met Goal. During the 2008 - 2009 school year, the percentage of juniors passing the GHSGT increased in Social Studies(+5%), Science(+1%), and Writing(+4%) and were maintained in English and Math,

Goal 2:

Target Goal 2: Establish an innovative, afterschool program available to all students to improve student achievement by providing a safe, nurturing environment.

Actual Performance: Met Goal. During the 2008 - 2009 school year, an afterschool program tutoring program was implemented.

Goal 3:

Target Goal 3: Increase student achievement through a support program of teacher professional development in effective instructional and assessment practices.

Actual Performance: Met Goal. The percentage of teachers trained in Advanced Placement has increased from 20% to 25%.

Morgan County Middle School

Principal: Joe Hutcheson

School Address: 920 Pearl Street, Madison, GA 30650

Phone Number: 706-342-0556 **Email:** joe.hutcheson@morgan.k12.ga.us

Mission Statement

MCMS will create a self-reliant community of learners who achieve high standards through a challenging, personalized educational program.

At a Glance

District	Morgan County	Enrollment	800
Type	Conversion	Title I School	No
Opened	01-09-2006	Total Teachers	63
Converted	01-02-2006	Total Administrators	3
Grades Served	6-8	EMO contract	No
Wait List	No	Lottery	No

Academic Achievement CRCT¹⁶

	School CRCT Math	State CRCT Math	Better than State? (Y/N)	School CRCT Reading	State CRCT Reading	Better than State? (Y/N)
Does Not Meet	12%	19%	Y	4%	9%	Y
Meets	64%	51%	Y	52%	60%	N
Exceeds Standards	24%	30%	Y	44%	31%	Y
Meets + Exceeds	88%	81%	Y	96%	91%	Y

Financial Accountability and Facilities Information

Financial Accountability		Facilities Information	
School Surplus	No	School Owns Facility	Yes
Reserve Fund	No	Plans to purchase facility	No
Total Private Fundraising	\$0	Monthly Facility Cost	\$0
Total Debt	\$100,000	Yearly Facility Cost	\$0

¹⁶ Morgan County Middle School is the only middle school in Morgan County and is compared to state averages for both the Math CRCT and the Reading CRCT.

Adequate Yearly Progress (AYP) Information

Academic Accountability	2009	2008	2007
School Made AYP	Yes	Yes	Yes
School is in Needs Improvement	No	No	No

For more information on this school's AYP results, please see www.gadoe.org, then go to AYP Report.

ACADEMIC GOALS

In the space below please enter at least 3 goals but no more than 4 that are stated in your charter and report on the progress that your school has made towards meeting each goal. Please include at least 2 goals that measure quantifiable student test results. If your school has not met a goal, please offer a brief explanation. Please limit each response to 100 words or less.

Goal 1:

Target Goal: MCMS will have 95% of all 8th grade students meet standard in reading.

Actual: MCMS had 98% of all 8th grade students meet standard in reading.

Goal 2:

Goal: MCMS will develop smaller-learning communities for reading. We will focus on comprehension and fluency.

Actual: MCMS developed and implemented smaller learning communities for all reading students. Students with significant deficits in reading, who are reading 3 or more grade levels below, monitored by triangulated assessments, attend needs focused learning communities. All reading communities have triangulated, ongoing assessments to afford students to move from one community to another to meet individual needs.

Goal 3:

Goal: MCMS will continue to provide professional learning on differentiated instruction. We will send 9 teachers to Virginia to study with Carol Ann Tomlinson.

Actual: MCMS sent 9 teachers to Virginia to study with Dr. Tomlinson and a developed redelivery model for the entire faculty is in place. There are now ____ teachers trained.

Morgan County Primary School

Principal: Betsy Short

School Address: 993 East Avenue , Madison, GA 30650

Phone Number: 706-342-3475 **Email:** betsy.short@morgan.k12.ga.us

Mission Statement

Our mission, as a community of learners, is to provide a safe, orderly environment, and is to support and challenge students as they begin to develop their individual academic and social potential.

At a Glance

District	Morgan County	Enrollment	821
Type	Conversion	Title I School	Yes
Opened	01-02-1958	Total Teachers	65
Converted	08-01-2005	Total Administrators	3
Grades Served	PK-2	EMO contract	No
Wait List	No	Lottery	No

Academic Achievement CRCT¹⁷

	School CRCT Math	State CRCT Math	Better than State? (Y/N)	School CRCT Reading	State CRCT Reading	Better than State? (Y/N)
Does Not Meet	6%	19%	Y	5%	9%	Y
Meets	58%	51%	Y	59%	60%	Y
Exceeds Standards	37%	30%	Y	37%	31%	Y
Meets + Exceeds	94%	81%	Y	95%	91%	Y

Financial Accountability and Facilities Information

Financial Accountability		Facilities Information	
School Surplus	No	School Owns Facility	Yes
Reserve Fund	No	Plans to purchase facility	No
Total Private Fundraising	N/A	Monthly Facility Cost	\$21,267
Total Debt	N/A	Yearly Facility Cost	\$255,204

¹⁷ Morgan County Primary School is the only primary school in Morgan County and is compared to state averages for both the Math CRCT and the reading CRCT.

Adequate Yearly Progress (AYP) Information

Academic Accountability	2009	2008	2007
School Made AYP	Yes	Yes	Yes
School is in Needs Improvement	No	No	No

For more information on this school's AYP results, please see www.gadoe.org, then go to AYP Report.

ACADEMIC GOALS

In the space below please enter at least 3 goals but no more than 4 that are stated in your charter and report on the progress that your school has made towards meeting each goal. Please include at least 2 goals that measure quantifiable student test results. If your school has not met a goal, please offer a brief explanation. Please limit each response to 100 words or less.

Target Goal 1: 90% of First Grade students will score in Level 2 or Level 3 on ELA Spring CRCT 2009.

Actual Performance: Met Goal. 90% of First Grade students scored in Level 2 or Level 3 on ELA Spring CRCT 2009.

Target Goal 2: 90% of Second Grade students will score in Level 2 or Level 3 on ELA Spring CRCT 2009.

Actual Performance: Exceeded goal. 96% of Second Grade students scored in Level 2 or Level 3 on ELA Spring CRCT 2009.

Target Goal 3: 90% of First Grade students will score in Level 2 or Level 3 on Math Spring CRCT 2009.

Actual Performance: Exceeded goal. 94% of First Grade students scored in Level 2 or Level 3 on Math Spring CRCT 2009.

Target Goal 4: 90% of Second Grade students will score in Level 2 or Level 3 on Math Spring CRCT 2009.

Actual Performance: Exceeded goal. 94% of Second Grade students scored in Level 2 or Level 3 on Math Spring CRCT 2009.

Mountain Education Center

Principal: Mitchel Barrett

School Address: 218 School Street, Blairsville, GA 30512

Phone Number: 706-864-0229 **Email:** mbarrett@mountaineducationcenter.net

Mission Statement

The mission of Mountain Education Center High School is to provide students the opportunity to be successful learners and to earn a high school diploma.

At a Glance

District	Mountain Education Center	Enrollment	2158
Type	State Special Charter School	Title I School	No
Opened	07-01-1996	Total Teachers	159
Converted		Total Administrators	8
Grades Served	9-12	EMO contract	No
Wait List	No	Lottery	No

Academic Achievement GHSGT¹⁸

	School GHSGT Math	District GHSGT Math	Better than District? (Y/N)	School GHSGT English/ Language Arts	District GHSGT English/ Language Arts	Better than District? (Y/N)
Does Not Meet	30%	30%	Equal	33%	33%	Equal
Meets	20%	20%	Equal	42%	42%	Equal
Exceeds Standards	50%	50%	Equal	25%	25%	Equal
Meets+Exceeds	70%	70%	Equal	67%	67%	Equal

Financial Accountability and Facilities Information

Financial Accountability		Facilities Information	
School Surplus	Yes	School Owns Facility	No
Reserve Fund	No	Plans to purchase facility	No
Total Private Fundraising	\$0	Monthly Facility Cost	\$15,175
Total Debt	\$0	Yearly Facility Cost	\$182,100

¹⁸ Mountain Education Center is a state special chartered school that draws students from seven different counties.

Adequate Yearly Progress (AYP) Information

Academic Accountability	2009	2008	2007
School Made AYP	Yes	Yes	
School is in Needs Improvement	No	No	

For more information on this school's AYP results, please see www.gadoe.org, then go to AYP Report.

ACADEMIC GOALS

In the space below please enter at least 3 goals but no more than 4 that are stated in your charter and report on the progress that your school has made towards meeting each goal. Please include at least 2 goals that measure quantifiable student test results. If your school has not met a goal, please offer a brief explanation. Please limit each response to 100 words or less.

Goal 1:

The 7 collaborative school systems will increase their collective graduation rate by 5 percentage points over the 10 year charter. This goal was met in FY 2009.

Goal 2:

During each year of the charter, 100 students in the collaborative schools will graduate having obtained 1 or more credits from their home school. This goal was met in FY 2009.

Goal 3:

The mean scale score for students taking the EOCTs will be within 5% of the state mean EOCT scale score for each year of the charter. This goal was met in FY 2009.

Murphey Middle Charter

Principal: Veronica W. Bolton

School Address: 2610 Milledgeville Road, Augusta, GA 30904

Phone Number: 706-737-7350 **Email:** boltove@boe.richmond.k12.ga.us

Mission Statement

The mission of Murphey Middle Charter School is to motivate and educate students to perform at or above state and national standards on all standardized tests, prepare for a promising career, improve self, and volunteer service to others in order to become the best they can be.

At a Glance

District	Richmond County	Enrollment	484
Type	Conversion	Title I School	Yes
Opened	08-10-2007	Total Teachers	46
Converted	08-10-2007	Total Administrators	3
Grades Served	6-8	EMO contract	No
Wait List	No	Lottery	No

Academic Achievement CRCT

+

	School CRCT Math	District CRCT Math	Better than District? (Y/N)	School CRCT Reading	District CRCT Reading	Better than District? (Y/N)
Does Not Meet	46%	33%	N	21%	14%	N
Meets	50%	51%	N	70%	68%	Y
Exceeds Standards	4%	15%	N	9%	18%	N
Meets + Exceeds	54%	67%	N	79%	86%	N

Financial Accountability and Facilities Information

Financial Accountability		Facilities Information	
School Surplus	No	School Owns Facility	No
Reserve Fund	No	Plans to purchase facility	No
Total Private Fundraising	N/A	Monthly Facility Cost	N/A
Total Debt	N/A	Yearly Facility Cost	N/A

Adequate Yearly Progress (AYP) Information

Academic Accountability	2009	2008	2007
School Made AYP	Yes	No	No
School is in Needs Improvement	Yes	Yes	Yes

For more information on this school's AYP results, please see www.gadoe.org, then go to AYP Report.

ACADEMIC GOALS

In the space below please enter at least 3 goals but no more than 4 that are stated in your charter and report on the progress that your school has made towards meeting each goal. Please include at least 2 goals that measure quantifiable student test results. If your school has not met a goal, please offer a brief explanation. Please limit each response to 100 words or less.

Goal 1:

Murphey will create a safe, nurturing environment by establishing rituals and routines schoolwide, implementing a reward system through Effective Behavioral and Instructional Support, and providing sessions on anger management and self esteem. Murphey's staff has developed and uses a pyramid of intervention to guide implementation of school-wide rituals and routines. Also, the EBIS kick-off will be October 23rd where we will introduce the Maverick Market for students to use Maverick money earned for academic achievement, perfect attendance, and good character. Finally, students have begun participating in anger management and self esteem sessions as needed.

Goal 2:

By 2009, 76% of all students will meet or exceed standard on the reading and language arts portions of the CRCT. We met the goal with 79.1% of all students meeting or exceeding standard.

Goal 3:

By 2009, 69% of all students will meet or exceed standard on the math portion of the CRCT. Although we did not meet this goal, we made safe harbor which resulted in AYP for the first time since 2006.

Neighborhood Charter School

Principal: Jillian S. Kaechele

School Address: 688 Grant Street , Atlanta , GA 30315

Phone Number: 404-624-6226 **Email:** jkaechele@neighborhoodcharter.com

Mission Statement

The mission of the Neighborhood Charter School is to provide a learning environment for all students that demands high educational standards and high levels of parent/guardian involvement and responsibility.

At a Glance

District	Atlanta Public Schools	Enrollment	356
Type	LEA Start-up	Title I School	No
Opened	08-08-2002	Total Teachers	51
Converted		Total Administrators	2 (Includes Executive Assistant)
Grades Served	K-5	EMO contract	No
Wait List	Yes	Lottery	Yes

Academic Achievement CRCT

	School CRCT Math	District CRCT Math	Better than District? (Y/N)	School CRCT Reading	District CRCT Reading	Better than District? (Y/N)
Does Not Meet	29%	22%	N	7%	11%	Y
Meets	61%	51%	Y	64%	58%	Y
Exceeds Standards	10%	28%	N	29%	32%	N
Meets+Exceeds	71%	78%	N	93%	89%	Y

Financial Accountability and Facilities Information

Financial Accountability		Facilities Information	
School Surplus	Yes	School Owns Facility	No
Reserve Fund	Yes	Plans to purchase facility	No
Total Private Fundraising	\$170,731	Monthly Facility Cost	\$22,448.83
Total Debt	\$ 29,675 (Capital Lease - Computers)	Yearly Facility Cost	\$269,386

Adequate Yearly Progress (AYP) Information

Academic Accountability	2009	2008	2007
School Made AYP	No	Yes	Yes
School is in Needs Improvement	No	No	No

For more information on this school's AYP results, please see www.gadoe.org, then go to AYP Report.

ACADEMIC GOALS

In the space below please enter at least 3 goals but no more than 4 that are stated in your charter and report on the progress that your school has made towards meeting each goal. Please include at least 2 goals that measure quantifiable student test results. If your school has not met a goal, please offer a brief explanation. Please limit each response to 100 words or less.

Goal 1:

School will provide early intervention for all struggling students. As part of the NCS Response to Intervention (RTI) program, all students in grades K-5 complete "Universal Screeners" in mathematics, reading, writing and behavior management during the first four weeks of the school year. Students performing in the lower 15-20 percent of their class, not already identified for special education services, receive immediate remedial support through Academic Assistance for 12 weeks. After 12 weeks students either continue with Academic Assistance or are referred to the SST process. All students are re-evaluated using Universal Screeners in January and May.

Goal 2:

Student performance on the CRCT - Mathematics GPS - will have the combined students in grades of 1-5 at Neighborhood Charter School exceeding the mathematics standards by 2% each year. In 2009 student CRCT performance in mathematics exceeded the standard on the CRCT by 4.6%.

Goal 3:

Neighborhood Charter School will administer the State of Georgia selected national norm referenced test in grades 3 and 5, at the same time as APS schools. The Stanford-9 was originally used to assess performance criteria, but most recently the Iowa Test of Basic Skills has replaced the Stanford-9. NCS goal was to increase the percent of students in the highest quartile by 2% each year. 2009 percentage increases were 7% in total language, 2% in mathematics, and 4 % in social studies.

Goal 4:

The Neighborhood Charter School charter requires active involvement and volunteerism from all enrolled families. Two-parent households are required to contribute 20 hours of service annually and single-parent households volunteer 10 hours of service to the school community. Volunteer opportunities are available both at the school and for completion at home if a parent has employment or has childcare limitations. During the 2008-2009 school year, NCS families volunteered over 9,330 hours of service to the school; representing 148% of the total annual service requirement.

New Life Academy of Excellence Inc.

Principal: Mr. Alphonsa Foward Jr.

School Address: 3159 Campus Dr. Suite 100, Norcross, GA 30071

Phone Number: 770-248-3033 **Email:** afoward01@yahoo.com

Mission Statement

The mission of New Life Academy of Excellence is to assist the parents of Gwinnett County by providing a school of choice for parents of Gwinnett County. Our goal is to create an educational environment suitable for academic achievement. New Life Academy of Excellence Inc. will prepare students to be successful in a global economy.

At a Glance

District	Gwinnett County	Enrollment	297
Type	Locally Approved Start-up	Title I School	No
Opened	08-11-2007	Total Teachers	17
		Total Administrators	2
Grades Served	K-5	EMO contract	No
Wait List	Yes	Lottery	No

Academic Achievement CRCT

	School CRCT Math	District CRCT Math	Better than District? (Y/N)	School CRCT Reading	District CRCT Reading	Better than District? (Y/N)
Does Not Meet	13%	11%	N	9%	6%	N
Meets	50%	45%	Y	54%	54%	Equal
Exceeds Standards	38%	44%	N	37%	40%	N
Meets + Exceeds	88%	89%	N	91%	94%	N

Financial Accountability and Facilities Information

Financial Accountability		Facilities Information	
School Surplus	No	School Owns Facility	No
Reserve Fund	Yes	Plans to purchase facility	Yes
Total Private Fundraising	\$0	Monthly Facility Cost	\$28,687.25
Total Debt	\$74,000	Yearly Facility Cost	\$344,247

Adequate Yearly Progress (AYP) Information

Academic Accountability	2009	2008	2007
School Made AYP	Yes	Yes	
School is in Needs Improvement	No	No	

For more information on this school's AYP results, please see www.gadoe.org, then go to AYP Report.

ACADEMIC GOALS

In the space below please enter at least 3 goals but no more than 4 that are stated in your charter and report on the progress that your school has made towards meeting each goal. Please include at least 2 goals that measure quantifiable student test results. If your school has not met a goal, please offer a brief explanation. Please limit each response to 100 words or less.

Goal 1:

Target Goal 1: The Charter School Students will be proficient in reading.

Actual Performance: New Life Academy of Excellence, Inc. (NLAE) improved student reading achievement at the 3rd grade level as measured by the reading comprehension portion of the Criterion-Referenced Competency Test(CRCT). NLAE projected in its Charter Petition that in the second year of operation 73.3% of its grade 3 students would meet or exceed expectations on the reading portion of the CRCT. During the 2008-2009 School Year, 86% of 3rd graders passed the reading portion of the CRCT.

Goal 2:

Target Goal 2: The Charter School Students will be proficient in math.

Actual Performance: New Life Academy of Excellence, Inc.(NLAE) improved student math achievement at the 3rd grade as measured by the math portion of the Criterion-Referenced Competency Test(CRCT). NLAE projected in its Charter Petition that in the second year of operation that 66.7% of its grade 3 students would meet or exceed expectations on the math portion of the CRCT. During the 2008-2009 School Year, 87% of 3rd graders passed the math portion of the CRCT.

Goal 3:

Target Goal 3: The Charter School endeavors to be a financially secure educational organization.

Actual Performance: Despite of the many state budget cuts during the 2008-2009 School Year New Life Academy of Excellence, Inc. successfully maintained \$100,000 for future Curriculum Expansion and Improvements.

Goal 4:

Target Goal 4: The Charter School Students will learn the Chinese Language.

Actual Performance: New Life Academy of Excellence provided students with instruction in Chinese on a regular basis. Students, grades K-4th, successfully learned basic Chinese vocabulary, including the written characters, and were able to speak these words correctly.

North Springs Charter High School

Principal: Lisa Stueve

School Address: 7447 Roswell Road NE, Sandy Springs, GA 30328

Phone Number: 770-551-2490 **Email:** stueve@fultonschools.org

Mission Statement

The mission of North Springs Charter High School is to provide excellence equity and excitement in education for all students.

At a Glance

District	Fulton County	Enrollment	1315
Type	Conversion	Title I School	No
Opened	Fall 1963	Total Teachers	111
Converted	09-01-2007	Total Administrators	8
Grades Served	9-12	EMO contract	No
Wait List	No	Lottery	No

Academic Achievement GHSGT

	School GHSGT Math	District GHSGT Math	Better than District? (Y/N)	School GHSGT English/ Language Arts	District GHSGT English/ Language Arts	Better than District? (Y/N)
Does Not Meet	21%	16%	N	5%	5%	Equal
Meets	13%	11%	Y	27%	27%	Equal
Exceeds Standards	66%	73%	N	68%	68%	Equal
Meets + Exceeds	79%	84%	N	95%	95%	Equal

Financial Accountability and Facilities Information

Financial Accountability		Facilities Information	
School Surplus	Yes	School Owns Facility	No
Reserve Fund	Yes	Plans to purchase facility	No
Total Private Fundraising	\$10,000	Monthly Facility Cost	N/A
Total Debt	\$0	Yearly Facility Cost	N/A

Adequate Yearly Progress (AYP) Information

Academic Accountability	2009	2008	2007
School Made AYP	No	Yes	Yes
School is in Needs Improvement	No	No	No

For more information on this school's AYP results, please see www.gadoe.org, then go to AYP Report.

ACADEMIC GOALS

In the space below please enter at least 3 goals but no more than 4 that are stated in your charter and report on the progress that your school has made towards meeting each goal. Please include at least 2 goals that measure quantifiable student test results. If your school has not met a goal, please offer a brief explanation. Please limit each response to 100 words or less.

Goal 1:

Target Goal 1: Design time in the schedule for school-wide learning and create processes and procedures to identify and address our students' needs and goals.

Actual Performance: Met goal: In 2009-10 academic school year, stakeholders approved the Implementation of a new class schedule that provides an "8th period" one day per week allowing students tutoring and mentoring opportunities as a part of the school day; currently, 14 to 20 course subjects are addressed through help sessions during this period each week; the 8th period also allows students opportunities for enrichment or alternative learning experiences through school clubs, student government activities as describe in our charter.

Goal 2:

Target Goal 2: Increase the percentage of juniors passing GHSGT in areas on the first attempt.

Actual Performance: Met goal: In 2008-09 94% of juniors passed GHSGT English subject test on the first attempt a 2% increase; 95% of juniors passed GHSGT Math subject test on the first attempt a 5% increase; 90% of juniors passed GHSGT Social Studies subject test on the first attempt a 4% increase; 88% of juniors passed GHSGT Science subject test on the first attempt a 4% increase over 2007-08 academic year.

Goal 3:

Target Goal 3: Increase mean math SAT score; increase mean writing SAT scores; Increase mean critical reading SAT score

Actual Performance: Did not meet goal: In 2008-09 NSCHS reported a 4% decline in mean math SAT score; 13% decline in mean writing SAT scores; 8% decline in mean critical reading SAT scores. SAT scores continued to decline for the 2008-09 school year however at a slower rate than in the 2007-08 school year. Continued efforts to increase stakeholder involvement in SATOnline and SAT prep courses are planned for 2009-10.

Goal 4:

Target Goal 4: Integrate technology into the curriculum whenever appropriate.

Actual Performance: Goal met: Implementation grant funds used to complete phase 1 of technology integration enhancements through the installation of digital printing press, vhs and dvd equipment, film studio enhancements and data storage upgrades complete May 2009.

Odyssey School

Principal: Andy Geeter

School Address: 14 St. John Circle, Newnan, GA 30265

Phone Number: 770-251-6111 **Email:** ageeter@odysseycharterschool.net

Mission Statement

To provide a challenging, high quality education that creates an enthusiasm for learning through an innovative, hands-on curriculum, while maintaining a focus on the needs of each student.

At a Glance

District	Coweta County	Enrollment	189 Odyssey/4500 GVA
Type	State Special Charter School	Title I School	Yes
Opened	08-12-2004	Total Teachers	10 Odyssey/87 GVA
		Total Administrators	1/13
Grades Served	K-8	EMO contract	Yes
Wait List	Yes	Lottery	Yes

Academic Achievement CRCT¹⁹

	School CRCT Math	County CRCT Math	Better than County? (Y/N)	School CRCT Reading	County CRCT Reading	Better than County? (Y/N)
Does Not Meet	34%	16%	N	11%	8%	N
Meets	48%	54%	N	59%	58%	Y
Exceeds Standards	18%	31%	N	30%	34%	N
Meets+Exceeds	66%	84%	N	89%	92%	N

Financial Accountability and Facilities Information

Financial Accountability		Facilities Information	
School Surplus	No	School Owns Facility	Yes
Reserve Fund	Yes	Plans to purchase facility	No
Total Private Fundraising	\$10,000	Monthly Facility Cost	\$23,333.33
Total Debt	\$1,320,000	Yearly Facility Cost	\$280,000

¹⁹ Odyssey School is a state special charter school and its own LEA. It is geographically located within Coweta County but it is not part of the local school district.

Adequate Yearly Progress (AYP) Information

Academic Accountability	2009	2008	2007
School Made AYP	Yes	No	Yes
School is in Needs Improvement	No	No	No

For more information on this school's AYP results, please see www.gadoe.org, then go to AYP Report.

ACADEMIC GOALS

In the space below please enter at least 3 goals but no more than 4 that are stated in your charter and report on the progress that your school has made towards meeting each goal. Please include at least 2 goals that measure quantifiable student test results. If your school has not met a goal, please offer a brief explanation. Please limit each response to 100 words or less.

Goal 1:

Goal: 80% of students attending Odyssey for two years will improve their CRCT scores.

Performance: Did not meet goal. Odyssey brick and mortar students experienced the following CRCT increases: 52.68% raised Reading scores, 66.96% increased ELA scores, 64.29% improved in math, and 38.1% raised science scores. For GVA students, 54% improved in Reading test, 59% raised scores on the ELA test, and 54% increased their math scores. At the brick and mortar school, a significant percentage of students had score decreases but remained within performance level 3-30% in Reading, 21.6% in ELA, and 15% in math.

Goal 2:

Goal: 90% of students attending Odyssey for 3 years will experience positive growth in CRCT scores.

Performance: Partially met goal. The percentage of Odyssey students having CRCT scores that rose above their base year scores: Reading 68.1%, ELA 90.3%, math 70% and science 59.4%. GVA has no students meeting the criteria for this goal. There is a caution against drawing too many conclusions due to the small size of the sampling (72 students) and the fact that several cases the students had a perfect score in 2007 on a subsection, thus creating a situation where their score could only decline.

Goal 3:

Our original charter, under which we were operating for the 2008-2009 school year, only contained two goals.

Oglethorpe Charter School

Principal: Kevin Wall

School Address: 707 Stiles Ave, Savannah, GA 31415

Phone Number: 912-395-5075 **Email:** KevinD.Wall@sccpss.com

Mission Statement

Partnering with parents to inspire students to pursue educational excellence

At a Glance

District	Chatham County	Enrollment	420
Type	LEA Start-up	Title I School	No
Opened	08-01-1999	Total Teachers	29
Converted		Total Administrators	3
Grades Served	6-8	EMO contract	No
Wait List	Yes	Lottery	Yes

Academic Achievement CRCT

	School CRCT Math	District CRCT Math	Better than District? (Y/N)	School CRCT Reading	District CRCT Reading	Better than District? (Y/N)
Does Not Meet	12%	28%	Y	4%	13%	Y
Meets	56%	52%	Y	57%	66%	N
Exceeds Standards	32%	20%	Y	40%	22%	Y
Meets+Exceeds	88%	72%	Y	96%	87%	Y

Financial Accountability and Facilities Information

Financial Accountability		Facilities Information	
School Surplus	Yes	School Owns Facility	No
Reserve Fund	Yes	Plans to purchase facility	No
Total Private Fundraising	\$0	Monthly Facility Cost	\$6,580
Total Debt	\$0	Yearly Facility Cost	\$78,960

Adequate Yearly Progress (AYP) Information

Academic Accountability	2009	2008	2007
School Made AYP	Yes	Yes	Yes
School is in Needs Improvement	No	No	No

For more information on this school's AYP results, please see www.gadoe.org, then go to AYP Report.

ACADEMIC GOALS

In the space below please enter at least 3 goals but no more than 4 that are stated in your charter and report on the progress that your school has made towards meeting each goal. Please include at least 2 goals that measure quantifiable student test results. If your school has not met a goal, please offer a brief explanation. Please limit each response to 100 words or less.

Goal 1: By the end of the 2009 school year, Oglethorpe Charter School will have 83% of 8th graders passing the Math CRCT.

Actual Performance: Met Goal. During the 2008-2009 school year, 85 % of 8th graders passed the Math CRCT..

Goal 2: By the end of the 2009 school year, Oglethorpe Charter School will have 95% of all 6th, 7th and 8th graders passing the Reading and Language Arts CRCT: Actual Performance: Met Goal except for 6th grade reading

Goal 3: By the end of the 2009 school year, Oglethorpe Charter School will have 88% of 7th graders passing the Science CRCT.

Actual Performance: Met Goal. During the 2008-2009 school year, 90% of 7th graders passed the Science CRCT.

Peachtree Charter Middle School

Principal: Cynthia L. Cromer

School Address: 4664 North Peachtree Road, Dunwoody, GA 30338

Phone Number: 678-676-7702 **Email:** Cynthia_L_Cromer@fc.dekalb.k12.ga.us

Mission Statement

Through a spirit of teamwork, Peachtree Charter Middle School supports students in realizing their academic and personal dreams.

At a Glance

District	DeKalb County	Enrollment	1113
Type	Conversion	Title I School	No
Opened	08-13-2001	Total Teachers	84
Converted	08-13-2007	Total Administrators	4
Grades Served	6-8	EMO contract	No
Wait List	Yes	Lottery	Yes

Academic Achievement CRCT

	School CRCT Math	District CRCT Math	Better than District? (Y/N)	School CRCT Reading	District CRCT Reading	Better than District? (Y/N)
Does Not Meet	18%	25%	Y	8%	12%	Y
Meets	47%	51%	N	46%	62%	N
Exceeds Standards	36%	24%	Y	46%	26%	Y
Meets+Exceeds	82%	75%	Y	92%	88%	Y

Financial Accountability and Facilities Information

Financial Accountability		Facilities Information	
School Surplus	No	School Owns Facility	No
Reserve Fund	No	Plans to purchase facility	No
Total Private Fundraising		Monthly Facility Cost	\$2,250
Total Debt		Yearly Facility Cost	\$27,000

Adequate Yearly Progress (AYP) Information

Academic Accountability	2009	2008	2007
School Made AYP	Yes	Yes	Yes
School is in Needs Improvement	No	No	Yes

For more information on this school's AYP results, please see www.gadoe.org, then go to AYP Report.

ACADEMIC GOALS

In the space below please enter at least 3 goals but no more than 4 that are stated in your charter and report on the progress that your school has made towards meeting each goal. Please include at least 2 goals that measure quantifiable student test results. If your school has not met a goal, please offer a brief explanation. Please limit each response to 100 words or less.

Goal 1:

To increase reading comprehension in grades six through eight.

As measured on the CRCT, two percent per year or six percent of the Level One students who have been enrolled at Peachtree for three years will be reading on or above grade level by the end of grade eight. We exceeded our goal with a 47% improvement.

Goal 2:

To increase mathematical abilities in grades six through eight, as measured on the CRCT, two percent per year or six percent of the Level One students who have been enrolled at Peachtree for three years will be performing math computations on or above grade level by the end of grade eight. We exceeded our goal with approximately 27.7% improvement.

Goal 3:

To continue to promote parental and community involvement.

The school worked continuously during the year to get the families to log the opportunities via the web and are pleased to say over 6,500 hours were entered. We know more hours were donated and will work to get the families that do not have internet access the ability to submit hours as well. Peachtree is proud to state that at the close of the school year the school has fourteen active partners.

Goal 4:

To improve students' and teachers' ability to use technology effectively and appropriately.

We have made progress towards having web pages by 100% of the certified faculty as evidenced through the monitoring of the web pages by the administrators. Administrators and department chairs monitored weekly the MPEE Lesson Plans conference in First Class for posted lesson plans.

Ridgeview Charter School

Principal: Karen Cox

School Address: 5340 S. Trimble Road, Sandy Springs, GA 30342

Phone Number: 404-843-7710 **Email:** coxk@fultonschools.org

Mission Statement

Promote academic excellence for our diverse community by:

- Providing a progressive educational community, grades K-12, that includes parent, staff and community collaboration;
- Supporting seamless curriculum transitions between the elementary and middle school and between the middle and high school;
- Enriching the International Studies Magnet and International Baccalaureate programs offered at Riverwood High School;
- Promoting an international focus at the elementary and middle schools.

At a Glance

District	Fulton County	Enrollment	615
Type	Conversion	Title I School	Yes
Opened	08-07-2006	Total Teachers	64
Converted	06-08-2006	Total Administrators	3
Grades Served	6-8	EMO contract	No
Wait List	No	Lottery	Yes

Academic Achievement CRCT

	School CRCT Math	District CRCT Math	Better than District? (Y/N)	School CRCT Reading	District CRCT Reading	Better than District? (Y/N)
Does Not Meet	22%	15%	N	10%	6%	N
Meets	59%	45%	Y	60%	52%	Y
Exceeds Standards	20%	39%	N	30%	42%	N
Meets+Exceeds	78%	85%	N	90%	94%	N

Financial Accountability and Facilities Information

Financial Accountability		Facilities Information	
School Surplus	Yes	School Owns Facility	Yes
Reserve Fund	No	Plans to purchase facility	No
Total Private Fundraising	\$0	Monthly Facility Cost	\$0
Total Debt	\$0	Yearly Facility Cost	\$0

Adequate Yearly Progress (AYP) Information

Academic Accountability	2009	2008	2007
School Made AYP	Yes	Yes	No
School is in Needs Improvement	No	Yes	Yes

For more information on this school's AYP results, please see www.gadoe.org, then go to AYP Report.

ACADEMIC GOALS

In the space below please enter at least 3 goals but no more than 4 that are stated in your charter and report on the progress that your school has made towards meeting each goal. Please include at least 2 goals that measure quantifiable student test results. If your school has not met a goal, please offer a brief explanation. Please limit each response to 100 words or less.

Goal 1:

65% of students at level 2 and 3 on Math CRCT in all general education 6, 7, 8 grade math classes. Actual: Met with 73% at level 2 or 3

Goal 2:

80% of all gifted ELA CRCT scores at level 3.
Actual: Met with 81% at level 3.

Goal 3:

10% decrease in # of SEC math CRCT at level 1.
Actual: Met with 13% decrease at level 1.

Goal 4:

75% of 8th graders at "Meets" Level on the Middle Grades Writing Assessment. Actual: did not meet with 60% at the meets level, down from 73% the previous year.

Riverwood International Charter High School

Principal: Edward Echols

School Address: 5900 Heard Dr NW, Atlanta, GA 30328

Phone Number: (404) 847-1980 **Email:** echols@fultonschools.org

Mission Statement

Riverwood International Charter School prepares students to be confident, creative, and compassionate individuals through excellence in teaching, high expectations for learning, and engagement of parents and community.

At a Glance

District	Fulton County	Enrollment	1356
Type	Conversion	Title I School	No
Opened	08-01-1970	Total Teachers	85
Converted	10-09-2008	Total Administrators	4
Grades Served	9-12	EMO contract	No
Wait List	No	Lottery	Yes

Academic Achievement GHSGT

	School GHSGT Math	District GHSGT Math	Better than District? (Y/N)	School GHSGT English/ Language Arts	District GHSGT English/ Language Arts	Better than District? (Y/N)
Does Not Meet	10%	16%	Y	3%	5%	Y
Meets	9%	11%	N	21%	27%	N
Exceeds Standards	81%	73%	Y	76%	68%	Y
Meets + Exceeds	90%	84%	Y	97%	95%	Y

Financial Accountability and Facilities Information

Financial Accountability		Facilities Information	
School Surplus	No	School Owns Facility	No
Reserve Fund	No	Plans to purchase facility	No
Total Private Fundraising	N/A	Monthly Facility Cost	N/A
Total Debt	N/A	Yearly Facility Cost	N/A

Adequate Yearly Progress (AYP) Information

Academic Accountability	2009	2008	2007
School Made AYP	Yes	Yes	Yes
School is in Needs Improvement	No	No	Yes

For more information on this school's AYP results, please see www.gadoe.org, then go to AYP Report.

ACADEMIC GOALS

In the space below please enter at least 3 goals but no more than 4 that are stated in your charter and report on the progress that your school has made towards meeting each goal. Please include at least 2 goals that measure quantifiable student test results. If your school has not met a goal, please offer a brief explanation. Please limit each response to 100 words or less.

Goal 1: To increase the percentage of Hispanic students who meet + exceed standards on the English/Language Arts GHSGT.

Actual Performance: Met Goal. During the 2008-09 school year, the percentage of Hispanic students who met + exceeded standards on the English/Language Arts GHSGT increased from 10 points, from 85% to 95%.

Goal 2: To increase the graduation rate across all demographic groups.

Actual Performance: Met Goal/Did Not Meet Goal. During the 2008-09 school year, the graduation rate for Hispanic students increased from 54% to 70%. However, the graduation rate for Economically Disadvantaged students decreased from 81% to 77%.

Goal 3: To decrease the percentage of 9th grade Hispanic students who fail one class.

Actual Performance: Met Goal. During the 2008-09 school year, the percentage of 9th grade Hispanic students failing one class decreased from 84% to 71%.

Goal 4: To increase the number of teachers receiving training for the International Baccalaureate (IB) Middle Years Program (MYP).

Actual Performance Goal: Met Goal. During the 2008-09 school year, the total number of teachers trained for the Middle Years Program increased from 14 to 25.

Rockdale Career Academy

Principal: Timothy Melvin

School Address: 11064 Culpepper Dr SW, Conyers, GA 30094

Phone Number: 770-388-5677 **Email:** tmelvin@rockdale.k12.ga.us

Mission Statement

The mission of Rockdale Career Academy, an award winning technologically innovative Learning Community, is to ensure students achieve academic, social, and career success by providing a supportive environment that identifies, encourages, and develops each student's interests and abilities to prepare tomorrow's workforce today for a fulfilling, productive career.

At a Glance

District	Rockdale County	Enrollment	1270
Type	LEA Start-up	Title I School	No
Opened	07-31-2006	Total Teachers	41
		Total Administrators	4
Grades Served	P, 9-12	EMO contract	No
Wait List	No	Lottery	No

Academic Achievement GHSQT²⁰

	School GHSQT Math	District GHSQT Math	Better than District? (Y/N)	School GHSQT Reading	District GHSQT Reading	Better than District? (Y/N)
Does Not Meet						
Meets						
Exceeds Standards						
Meets+Exceeds						

Financial Accountability and Facilities Information

Financial Accountability		Facilities Information	
School Surplus	No	School Owns Facility	No
Reserve Fund	No	Plans to purchase facility	No
Total Private Fundraising	\$0.00	Monthly Facility Cost	\$392,370.75
Total Debt	\$0.00	Yearly Facility Cost	\$4,708,449

²⁰ Rockdale Career Academy is a career academy without full-time enrollment. Accordingly, students' test results are associated with their base high school instead of Rockdale Career Academy.

Adequate Yearly Progress (AYP) Information

Academic Accountability	2009	2008	2007
School Made AYP	N/A	N/A	N/A
School is in Needs Improvement	N/A	N/A	N/A

For more information on this school's AYP results, please see www.gadoe.org, then go to AYP Report.

ACADEMIC GOALS

In the space below please enter at least 3 goals but no more than 4 that are stated in your charter and report on the progress that your school has made towards meeting each goal. Please include at least 2 goals that measure quantifiable student test results. If your school has not met a goal, please offer a brief explanation. Please limit each response to 100 words or less.

Goal 1:

Target Goal 1: By year three, the RCA pass rate for first time test takers on the GHGT ELA Test will meet or exceed 95%.

Actual Performance: Met Goal. During the 2008-09 school year, 98% of first time test takers the GHST ELA Test. This goal replaces ones made moot by the new One Diploma Rule

Goal 2:

Target Goal 2: By year three, the RCA pass rate for first time test takers on the GHGT Science Test will meet or exceed 95%.

Actual Performance: Met Goal. During the 2008-09 school year, 99% of first time test takers the GHST Science Test. This goal replaces ones made moot by the new One Diploma Rule

Goal 3:

Target Goal 3: By year three, the RCA pass rate for first time test takers on the GHGT Social Studies Test will meet or exceed 95%.

Actual Performance: Met Goal. During the 2008-09 school year, 96% of first time test takers the GHST Social Studies Test. This goal replaces ones made moot by the new One Diploma Rule

Goal 4:

Target Goal 4: By year three, the RCA pass rate for first time test takers on the GHGT Math Test will meet or exceed 95%.

Actual Performance: Met Goal. During the 2008-09 school year, 99% of first time test takers the GHST Math Test. This goal replaces ones made moot by the new One Diploma Rule

Savannah Gateway Academy

Principal: Dr. Sandra Jenkins

School Address: 5717 White Bluff Road, Savannah, GA 31405

Phone Number: 912-443-5777 **Email:** sjenkins@savannahtech.edu

Mission Statement

The fundamental mission of the Savannah Gateway Academy (SGA) is to recover high school dropouts ages 16-20 and re-channel them into the public education pipeline.

At a Glance

District	Chatham County	Enrollment	106
Type	Locally Approved Start-up	Title I School	No
Opened	10-01-2008	Total Teachers	2
		Total Administrators	1
Grades Served	9-12	EMO contract	No
Wait List	Yes	Lottery	No

Academic Achievement GHSGT²¹

	School GHSGT Math	District GHSGT Math	Better than District? (Y/N)	School GHSGT English/ Language Arts	District GHSGT English/ Language Arts	Better than District? (Y/N)
Does Not Meet	%	26%	NA	%	7%	NA
Meets	%	21%	NA	%	41%	NA
Exceeds Standards	%	53%	NA	%	52%	NA
Meets+Exceeds	%	74%	NA	%	93%	NA

Financial Accountability and Facilities Information

Financial Accountability		Facilities Information	
School Surplus	No	School Owns Facility	Yes
Reserve Fund	No	Plans to purchase facility	No
Total Private Fundraising	\$0	Monthly Facility Cost	\$0 charter; \$55277.5 for STC Savannah campus
Total Debt	\$0	Yearly Facility Cost	\$0 charter; \$663,330 for STC Savannah campus

²¹ There are not enough students in this school for the AYP determination to be statistically reliable, therefore an AYP determination has not been made for this school. These students are included in the District and State AYP reports.

Adequate Yearly Progress (AYP) Information

Academic Accountability	2009	2008	2007
School Made AYP	N/A	N/A	
School is in Needs Improvement	N/A	N/A	

For more information on this school's AYP results, please see www.gadoe.org, then go to AYP Report.

ACADEMIC GOALS

In the space below please enter at least 3 goals but no more than 4 that are stated in your charter and report on the progress that your school has made towards meeting each goal. Please include at least 2 goals that measure quantifiable student test results. If your school has not met a goal, please offer a brief explanation. Please limit each response to 100 words or less.

Goal 1:

87.7% of students in each subgroup reach proficiency on the enhanced GHSGT in English/Language Arts.
Actual Performance: 71% (5 out of 7 students) of students passed the English/Language Arts portion of the GHSGT. We will continue our preparation and remediation efforts until we have exceeded our stated goal.

Goal 2:

74.9% of students in each subgroup reach proficiency in Math on GHSGT.
Actual Performance: 75% (6 out of 8 students) passed the Math portion of the GHSGT.

Goal 3:

95% participation in the GHSGT.
Actual Performance: 94% (17 out of 18 students) participated in GHSGT assessments. One student was ill during administration of exam.

Sawyer Road Elementary

Principal: Jill Sims

School Address: 840 Sawyer Road, Marietta , GA 30062

Phone Number: 770-429-9923 **Email:** JSims@marietta-city.k12.ga.us

Mission Statement

The Sawyer Road Elementary learning community will work together to maximize student achievement through a comprehensive, balanced curriculum, using the inquiry approach; and will include varied assignments and assessments, aiming to develop the whole child by cultivating individual talents along with presenting students with real world experiences.

At a Glance

District	Marietta City	Enrollment	564
Type	Conversion	Title I School	Yes
Opened	08-10-2005	Total Teachers	47
Converted	08-08-2007	Total Administrators	2
Grades Served	K-5	EMO contract	No
Wait List	No	Lottery	No

Academic Achievement CRCT

	School CRCT Math	District CRCT Math	Better than District? (Y/N)	School CRCT Reading	District CRCT Reading	Better than District? (Y/N)
Does Not Meet	26%	20%	N	15%	10%	N
Meets	57%	55%	Y	72%	63%	Y
Exceeds Standards	18%	25%	N	13%	27%	N
Meets+Exceeds	74%	80%	N	85%	90%	N

Financial Accountability and Facilities Information

Financial Accountability		Facilities Information	
School Surplus	No	School Owns Facility	Yes
Reserve Fund	No	Plans to purchase facility	No
Total Private Fundraising		Monthly Facility Cost	N/A
Total Debt		Yearly Facility Cost	N/A

Adequate Yearly Progress (AYP) Information

Academic Accountability	2009	2008	2007
School Made AYP	Yes	Yes	Yes
School is in Needs Improvement	No	No	No

For more information on this school's AYP results, please see www.gadoe.org, then go to AYP Report.

ACADEMIC GOALS

In the space below please enter at least 3 goals but no more than 4 that are stated in your charter and report on the progress that your school has made towards meeting each goal. Please include at least 2 goals that measure quantifiable student test results. If your school has not met a goal, please offer a brief explanation. Please limit each response to 100 words or less.

Goal 1:

Target Goal 1- 80% of students in grades one through five will score at “meet expectations” or higher on the Georgia CRCT Reading with 95% of the students from all subgroups participating.

Actual Performance: 1st= 91%, 2nd=94%, 3rd= 84%, 4th= 83%, 5th= 94%

Goal 2:

Target Goal 2- 80% of the students in grade five will score in level 4 or above on the Georgia CBA Writing Assessment.

Actual Performance: Met Goal. During the 2008-2009 school year.

Actual Performance: 80% of the students met or exceeded on the 5th Grade Writing Test.

Goal 3:

Target Goal 3- 90% of students in kindergarten will score at ready for first grade on the GKAP-R.

Actual Performance: GKAP-R for year 1 was 96% of the students scored ready for first grade. GKAP-R changed to GKIDS in 2008-2009. Baseline data in ELA is 81% of the students achieved Meets/Exceeds and the Math Total for Meets/Exceeds was 86%.

Scholars Academy

Principal: Elsa R. Celestine

School Address: 6390 Church Street, Riverdale, GA 30274

Phone Number: 770-756-9710 **Email:** erc.celestine@scholarsacademy.us

Mission Statement

The mission of Scholars Academy is to provide a creative, hands-on learning environment that stimulates academic achievement, ownership of learning and community involvement in the development of global learners.

At a Glance

County	Clayton County	Enrollment	97
Type	State Special Charter School	Title I School	Yes
Opened	08-07-2008	Total Teachers	6
Converted		Total Administrators	1
Grades Served	K-5	EMO contract	No
Wait List	Yes	Lottery	No

Academic Achievement CRCT²²

	School CRCT Math	County CRCT Math	Better than County? (Y/N)	School CRCT Reading	County CRCT Reading	Better than County? (Y/N)
Does Not Meet	58%	26%	N	31%	14%	N
Meets	35%	53%	N	44%	66%	N
Exceeds Standards	6%	21%	N	26%	20%	Y
Meets + Exceeds	42%	74%	N	69%	86%	N

Financial Accountability and Facilities Information

Financial Accountability		Facilities Information	
School Surplus	No	School Owns Facility	No
Reserve Fund	No	Plans to purchase facility	No
Total Private Fundraising	\$13,000	Monthly Facility Cost	\$7,916.67
Total Debt	\$0	Yearly Facility Cost	\$95,000

²² Scholars Academy is a state special charter school and its own LEA. It is geographically located within Clayton County but it is not part of the local school district.

Adequate Yearly Progress (AYP) Information

Academic Accountability	2009	2008	2007
School Made AYP	No		
School is in Needs Improvement	No		

For more information on this school's AYP results, please see www.gadoe.org, then go to AYP Report.

ACADEMIC GOALS

In the space below please enter at least 3 goals but no more than 4 that are stated in your charter and report on the progress that your school has made towards meeting each goal. Please include at least 2 goals that measure quantifiable student test results. If your school has not met a goal, please offer a brief explanation. Please limit each response to 100 words or less.

Goal 1:

Target Goal 1: Develop effective oral and written communication skills. In 2008-2009, SA will meet or exceed state and district scores on all mandated state assessment on the GA writing exam based on the System Strategic Plan

Actual Performance: Six of eight fifth grade students passed the Georgia writing exam.

Goal 2:

Target Goal 2: Master ownership of learning. In 2008-2009, SA will develop and implement student generated rubrics to evaluate the quality of selected work (in-class assessments, portfolios and presentations).

Actual Performance: SA's educators and students generated rubrics to evaluate the quality of selected work.

Goal 3:

Target Goal 3: Encourage Global Awareness. In 2008-2009, SA will work with partners/experts and utilize local natural resources to ensure expedition explore environmental science supported by ELOB.

Actual Performance: As an "Expeditionary Learning" school SA worked closely with Expeditionary Learning Outward Bound (ELOB) staff to develop learning workshops for educators and to present a fall and spring student-driven gallery night production for the community.

Sedalia Park Charter School

Principal: Patricia Thomas

School Address: 2230 Lower Roswell Rd., Marietta, GA 30068

Phone Number: 770-509-5162 **Email:** patricia.thomas@cobbk12.org

Mission Statement

To create an environment that emphasizes respect for academic and social responsibility. We believe all students will achieve and succeed. We celebrate learning.

At a Glance

District	Cobb County	Enrollment	769
Type	Conversion	Title I School	Yes
Opened	09-10-1956	Total Teachers	67
Converted	07-31-1996	Total Administrators	2
Grades Served	PK-5	EMO contract	No
Wait List	No	Lottery	No

Academic Achievement CRCT

	School CRCT Math	District CRCT Math	Better than District? (Y/N)	School CRCT Reading	District CRCT Reading	Better than District? (Y/N)
Does Not Meet	15%	13%	N	3%	6%	Y
Meets	50%	47%	Y	64%	55%	Y
Exceeds Standards	35%	40%	N	32%	39%	N
Meets+Exceeds	85%	87%	N	97%	94%	Y

Financial Accountability and Facilities Information

Financial Accountability		Facilities Information	
School Surplus	Yes	School Owns Facility	No
Reserve Fund	Yes	Plans to purchase facility	No
Total Private Fundraising	\$11,954.26 from school pictures	Monthly Facility Cost	N/A
Total Debt	\$0	Yearly Facility Cost	N/A (Budgeted by county)

Adequate Yearly Progress (AYP) Information

Academic Accountability	2009	2008	2007
School Made AYP	Yes	Yes	Yes
School is in Needs Improvement	No	No	No

For more information on this school's AYP results, please see www.gadoe.org, then go to AYP Report.

ACADEMIC GOALS

In the space below please enter at least 3 goals but no more than 4 that are stated in your charter and report on the progress that your school has made towards meeting each goal. Please include at least 2 goals that measure quantifiable student test results. If your school has not met a goal, please offer a brief explanation. Please limit each response to 100 words or less.

Goal 1:

Academic Goal: All students who have been enrolled at Sedalia Park for at least three continuous years will be on or above grade level in reading by the end of 5th grade. Benchmark goal is 90%: Met Goal. During the 2008-09 school year, 92.6 % of all students in 1st - 5th grade met standards on Reading CRCT. 96% of 5th grade students enrolled for 3 or more years met standards in reading and 31% of that group exceeded standards in reading.

Goal 2:

Academic Goal: All students who have been enrolled at Sedalia Park for at least three continuous years will be on or above grade level in math by the end of 5th grade. Benchmark goal 90%. During the 2008-09 school year, 84.2% of all students in 1st - 5th grade met standards on Math CRCT. 94% of 5th grade students enrolled for 3 or more years met standards in math and 52% of that group exceeded standards in math on CRCT.

Goal 3:

Academic Goal: All students who have been enrolled at Sedalia Park for at least three continuous years will be on or above grade level in ELA and writing by the end of 5th grade. Benchmark 90%: Met Goal. During the 2008-09 school year, 93.6% of all students in 1st-5th grade met standards in ELA on CRCT. 93% of fifth graders enrolled for 3 or more years met standards and 57% of that group exceeded standards in ELA on CRCT. 89% of our fifth graders met standards in GA Writing Assessment.

Goal 4:

Behavior Goal: Students will demonstrate positive character traits as outlined in the Contract for Learning.

Spalding Drive Charter Elementary School

Principal: Christine M. Young

School Address: 130 West Spalding Drive, Atlanta, GA 30338

Phone Number: 770-551-5880 **Email:** youngc@fultonschools.org

Mission Statement

Spalding Drive Charter is committed to providing an excellent education with the belief and expectation that all students will learn, achieve, and succeed. Provide the best! Expect the best!

At a Glance

District	Fulton County	Enrollment	645 on the last day of school
Type	Conversion	Title I School	Yes
Opened	08-23-1965	Total Teachers	50 Full Time / 14 Part Time
Converted	11-08-2003	Total Administrators	2
Grades Served	PK - 5	EMO contract	No
Wait List	No	Lottery	No

Academic Achievement CRCT

	School CRCT Math	District CRCT Math	Better than District? (Y/N)	School CRCT Reading	District CRCT Reading	Better than District? (Y/N)
Does Not Meet	14%	15%	Y	9%	6%	N
Meets	50%	45%	Y	60%	52%	Y
Exceeds Standards	36%	39%	N	31%	42%	N
Meets + Exceeds	86%	85%	Y	91%	94%	N

Financial Accountability and Facilities Information

Financial Accountability		Facilities Information	
School Surplus	Yes	School Owns Facility	Yes
Reserve Fund	Yes	Plans to purchase facility	No
Total Private Fundraising	N/A	Monthly Facility Cost	N/A
Total Debt	N/A	Yearly Facility Cost	Paid by FCBOE

Adequate Yearly Progress (AYP) Information

Academic Accountability	2009	2008	2007
School Made AYP	Yes	Yes	Yes
School is in Needs Improvement	No	No	No

For more information on this school's AYP results, please see www.gadoe.org, then go to AYP Report.

ACADEMIC GOALS

In the space below please enter at least 3 goals but no more than 4 that are stated in your charter and report on the progress that your school has made towards meeting each goal. Please include at least 2 goals that measure quantifiable student test results. If your school has not met a goal, please offer a brief explanation. Please limit each response to 100 words or less.

Goal 1:

Increase percentage of 1st grade students who meet/exceed expectations on the ELA component of the CRCT. Met Goal: In 08-09, 92% of the first graders scored at the meets/exceeds level in ELA. This was a 17% increase over the three year charter.

Goal 2:

Increase percentage of FAY SWD subgroup of students in grades 3-5 who meets/exceeds expectations on the mathematics component of the CRCT. Met Goal: Although this was an 8% increase over the three year charter, it was a 15% increase from 07-08.

Goal 3:

Increase percentage of FAY students in grades 3-5 who meet/exceed expectations on the science component of the CRCT. Met Goal: In 08-09, 81% of FAY 3rd-5th graders scored at meets/exceeds level in science. This was a 14% increase over the three year charter.

Goal 4:

Increase the percentage of FAY black subgroup of students in grades 3-5 who meet/exceed expectations on the reading/ELA component of the CRCT. Met Goal: In 08-09, 91% of the FAY black subgroup of 3rd-5th grade students scored at the meets/exceeds level in reading/ELA component. This was a 5% increase over the 3 year charter.

TEACH Charter High School

Principal: Avni Cokavci

School Address: 4100 Old Milton Pkwy., Alpharetta, GA 30005

Phone Number: 770-475-3223 **Email:** acokavci@fultonteach.org

Mission Statement

TEACH's mission is to provide technology enriched high school curriculum in a small learning community.

At a Glance

District	Fulton County	Enrollment	182
Type	Locally Approved Start-up	Title I School	No
Opened	08-14-2006	Total Teachers	20
		Total Administrators	3
Grades Served	9-12	EMO contract	No
Wait List	No	Lottery	No

Academic Achievement GHSGT

	School GHSGT Math	District GHSGT Math	Better than District? (Y/N)	School GHSGT English/ Language Arts	District GHSGT English/ Language Arts	Better than District? (Y/N)
Does Not Meet	3%	16%	Y	3%	5%	Y
Meets	10%	11%	N	6%	27%	N
Exceeds Standards	87%	73%	Y	90%	68%	Y
Meets + Exceeds	97%	84%	Y	97%	95%	Y

Financial Accountability and Facilities Information

Financial Accountability		Facilities Information	
School Surplus	Yes	School Owns Facility	No
Reserve Fund	No	Plans to purchase facility	No
Total Private Fundraising	\$157,295	Monthly Facility Cost	\$24,416.42
Total Debt	\$424,467	Yearly Facility Cost	\$292,997

Adequate Yearly Progress (AYP) Information

Academic Accountability	2009	2008	2007
School Made AYP	Yes	Yes	No
School is in Needs Improvement	No	No	No

For more information on this school's AYP results, please see www.gadoe.org, then go to AYP Report.

ACADEMIC GOALS

In the space below please enter at least 3 goals but no more than 4 that are stated in your charter and report on the progress that your school has made towards meeting each goal. Please include at least 2 goals that measure quantifiable student test results. If your school has not met a goal, please offer a brief explanation. Please limit each response to 100 words or less.

Goal 1:

Average scores of TEACH students who are administered Physical Science EOCT will be statistically significantly higher than that of FCSS average in the same course in every year the course administered. TEACH achieved this goal satisfactorily: TEACH and FCSS mean scale scores in Physical Science EOCT are 625 and 599.

Goal 2:

Average scores of TEACH students who are administered GHSGT-English will be statistically significantly higher than that of FCSS average in the same course in every year the course administered. TEACH achieved this goal satisfactorily: TEACH and FCSS mean scale scores in GHSGT-English are 255 and 248.

Goal 3:

TEACH will also be evaluated on the number of students enrolled who complete the school year at the charter school. TEACH started 08-09 school year with 202 students and 182 students completed the school year at TEACH which yields a retention rate of 90%.

Tech High School

Principal: Elisa A. Falco

School Address: 1043 Memorial Drive, Atlanta, GA 30316

Phone Number: 678-904-5091 **Email:** falco.techhigh@gmail.com

Mission Statement

Tech High maximizes the learning of every student by delivering an integrated curriculum with a focus on engineering, medical science, information technology, and business leadership.

At a Glance

District	Atlanta Public Schools	Enrollment	237
Type	LEA Start-up	Title I School	Yes
Opened	08-16-2004	Total Teachers	18
Converted		Total Administrators	2
Grades Served	9-12	EMO contract	No
Wait List	No	Lottery	No

Academic Achievement GHSGT

	School GHSGT Math	District GHSGT Math	Better than District? (Y/N)	School GHSGT English/ Language Arts	District GHSGT English/ Language Arts	Better than District? (Y/N)
Does Not Meet	54%	40%	N	8%	12%	Y
Meets	22%	19%	Y	63%	49%	Y
Exceeds Standards	24%	41%	N	29%	38%	N
Meets + Exceeds	46%	60%	N	92%	88%	Y

Financial Accountability and Facilities Information

Financial Accountability		Facilities Information	
School Surplus	Yes	School Owns Facility	No
Reserve Fund	No	Plans to purchase facility	No
Total Private Fundraising	\$455,732	Monthly Facility Cost	\$28,648.33
Total Debt	\$0	Yearly Facility Cost	\$343,780

Adequate Yearly Progress (AYP) Information

Academic Accountability	2009	2008	2007
School Made AYP	No	Yes	Yes
School is in Needs Improvement	No	No	No

For more information on this school's AYP results, please see www.gadoe.org, then go to AYP Report.

ACADEMIC GOALS

In the space below please enter at least 3 goals but no more than 4 that are stated in your charter and report on the progress that your school has made towards meeting each goal. Please include at least 2 goals that measure quantifiable student test results. If your school has not met a goal, please offer a brief explanation. Please limit each response to 100 words or less.

Goal 1:

Target Goal 1(as stated in charter): Tech High students will pass the Georgia High School Graduation Tests, on the first attempt, at a rate higher than local and state averages.

Actual Performance: For the 2008-2009 school year, 57.41% of first-time test takers passed all five Georgia High School Graduation Tests. The local pass rate for APS students 67.45% (first-time test takers passing all exams on the first attempt).

Goal 2:

Target Goal 2:

Tech High students will pass the Georgia High School Graduation Test (Math) at a rate higher than local and state averages.

Actual Performance: Tech High students passed the GHSGT (Math) exam at a rate of 81.03% as compared to the local system (APS) which had a pass rate of 85.7%.

Goal 3:

Target Goal 3: 90% of Tech High school graduates will be successfully engaged in post-secondary roles within six months of graduating from Tech High.

Actual Performance: We are not yet at the 6 month point (past graduation); however, to date, 89% of our students have been placed in post-secondary programs.

Unidos Dual Language Charter School

Principal: Dell Perry Giles

School Address: 4475 Hendrix Drive, Forest Park, GA 30297

Phone Number: 404-361-3494 **Email:** dperry@clayton.k12.ga.us

Mission Statement

Our mission is for our students to be able to read, write and speak Spanish and English and to respect and learn from people who are different from themselves.

At a Glance

District	Clayton County	Enrollment	427
Type	LEA Start-up	Title I School	Yes
Opened	08-01-2006	Total Teachers	30
		Total Administrators	2
Grades Served	PK - 4	EMO contract	No
Wait List	Yes	Lottery	Yes

Academic Achievement CRCT

	School CRCT Math	District CRCT Math	Better than District? (Y/N)	School CRCT Reading	District CRCT Reading	Better than District? (Y/N)
Does Not Meet	58%	26%	N	30%	14%	N
Meets	30%	53%	N	60%	66%	N
Exceeds Standards	12%	21%	N	10%	20%	N
Meets + Exceeds	42%	74%	N	70%	86%	N

Financial Accountability and Facilities Information

Financial Accountability		Facilities Information	
School Surplus	No	School Owns Facility	Yes
Reserve Fund	No	Plans to purchase facility	No
Total Private Fundraising	N/A	Monthly Facility Cost	
Total Debt	N/A	Yearly Facility Cost	District covers total facility costs

Adequate Yearly Progress (AYP) Information

Academic Accountability	2009	2008	2007
School Made AYP	Yes	Yes	Yes
School is in Needs Improvement	No	No	No

For more information on this school's AYP results, please see www.gadoe.org, then go to AYP Report.

ACADEMIC GOALS

In the space below please enter at least 3 goals but no more than 4 that are stated in your charter and report on the progress that your school has made towards meeting each goal. Please include at least 2 goals that measure quantifiable student test results. If your school has not met a goal, please offer a brief explanation. Please limit each response to 100 words or less.

Goal 1:

Target Goal 1: To increase student achievement in reading by increasing the number of students who score in levels II and III on the reading portion of the CRCT from 84% in 2008 to 86% in 2009.

Actual Performance: Did not meet goal. In 2009, 76% of students scored in levels II and III on the reading portion of the CRCT.

Goal 2:

Target Goal 2: To increase student achievement in mathematics by increasing the number of students who score in levels II and III on the mathematics portion of the CRCT from 76.2% in 2008 to 80% in 2009.

Actual Performance: Did not meet goal. In 2009, 70% of students scored in levels II and III on the mathematics portion of the CRCT.

Goal 3:

Target Goal 3: To maintain a teaching staff that is 93% highly qualified.

Actual Performance: Met Goal. In 2008-2009, we had a teaching staff that was 97% highly qualified.

University Community Academy

Principal: Guy Cooper

School Address: 2050 Tiger Flowers Dr. NW, Atlanta, GA 30314

Phone Number: 404-753-4050 **Email:** cooper@uca-atlanta.com

Mission Statement

The mission is to create an environment that allows students to excel academically/socially. We believe all students can succeed & most will excel. We will instill a thirst for knowledge, provide continued staff development, take tremendous measures to include parents in their children's educational advancement, & include the community in creating/maintaining a successful institution of learning.

At a Glance

District	Atlanta Public Schools	Enrollment	413
Type	LEA Start-up	Title I School	Yes
Opened	08-12-2002	Total Teachers	33
		Total Administrators	1
Grades Served	K-8	EMO contract	Yes
Wait List	No	Lottery	No

Academic Achievement CRCT

	School CRCT Math	District CRCT Math	Better than District? (Y/N)	School CRCT Reading	District CRCT Reading	Better than District? (Y/N)
Grades K-8						
Does Not Meet	31%	22%	N	14%	11%	N
Meets	57%	51%	Y	72%	58%	Y
Exceeds Standards	12%	28%	N	14%	32%	N
Meets+Exceeds	69%	78%	N	86%	89%	N

Financial Accountability and Facilities Information

Financial Accountability		Facilities Information	
School Surplus	Yes	School Owns Facility	No
Reserve Fund	Yes	Plans to purchase facility	Yes
Total Private Fundraising	\$0	Monthly Facility Cost	\$57,930.67
Total Debt	\$0	Yearly Facility Cost	\$695,168

Adequate Yearly Progress (AYP) Information

Academic Accountability	2009	2008	2007
School Made AYP	Yes	Yes	Yes
School is in Needs Improvement	No	No	No

For more information on this school's AYP results, please see www.gadoe.org, then go to AYP Report.

ACADEMIC GOALS

In the space below please enter at least 3 goals but no more than 4 that are stated in your charter and report on the progress that your school has made towards meeting each goal. Please include at least 2 goals that measure quantifiable student test results. If your school has not met a goal, please offer a brief explanation. Please limit each response to 100 words or less.

Goal 1:

Average Yearly Progress (AYP) - Each grade level will meet or exceed federal AYP requirements, as measured by GCRCT's.

As posted on the Georgia Department of Education accountability web site for 2009 AYP, the school has met AYP criteria including the three areas of Test Participation (for both Mathematics and Reading/English Language Arts), Academic Performance (for both Mathematics and Reading/English Language Arts), and a Second Indicator (Attendance).

Goal 2:

CRCT (reading, mathematics, science, social studies) - Meet Georgia standards (e.g., Scale Scores of 300 or 800 or greater and as modified by the Georgia State Department of Education).

Analysis of CRCT scores shows that the school met the standard of 800 or greater for 88.2% of the subtests (30 of 34 subtests) and 15 of 20 (75%) classrooms met this standard. Grades 1 and 7 had greater than 800 in all subtests (Grade 7 social studies scores were eliminated, statewide). Reading, English/language arts, and math mean scores of 800 or more were posted by all grades.

Goal 3:

Gates MacGinitie Reading Test - On grade level for Grade-Equivalence.

Grade level equivalence averages for each grade level were as follows: K – 1.8, 1st – 3.2, 2nd – 2.8, 3rd – 3.6, 4th – 4.4, 5th – 5.9, 6th – 8.6, 7th – 8.6, 8th – 10.0. These data indicate that all but four grade levels were above grade level. Grades 2 and 5 was nearly above level and Grades 3 and 4 were slightly below level. More importantly, 11 of 21 classes showed improvement of more than one grade level for the year of instruction with a school-wide improvement of 1.9. Five classes had improvements of .8 or .9, just missing the 1.0 target for improvement.

Goal 4:

Scholastic Reading Inventory - Lexile level targets as follows: Grade 1, 250 Grade 2, 370 Grade 3, 530 Grade 4, 650 Grade 5, 710 Grade 6, 900 Grade 7, 900 Grade 8, 1000.

All grade levels except one exceeded these targets (Grade 1 518, Grade 2 367, Grade 3 568, Grade 4 701, Grade 5 740, Grade 6 962, Grade 7 1068, Grade 8 1113) with Grade 1 significantly above its target. More importantly, 15 of 20 classes Grades 1-8, met improvement targets of 100 Lexiles for Grades 1-5 and 50 Lexiles for Grades 6-8.

Walton Career Academy

Principal: Mark Peevy

School Address: 212 Bryant Road, Monroe, GA 30655

Phone Number: 770-207-3140 **Email:** mpeevy@walton.k12.ga.us

Mission Statement

Walton Career Academy (WCA) is a publicly-funded charter school that operates as a joint venture among local businesses, the Walton County School System and Athens Technical College with the single mission of “ensuring a viable 21st Century Workforce”.

The WCA’s focus is on seamless education which is accomplished by breaking down barriers between high school and college, between college and career, and between education and the business world. The WCA’s blend of academic and technical courses prepares our team members for the workforce or additional post-secondary education.

WCA connects Walton County’s citizens and businesses with the opportunities created by a more global and “technical” economy.

At a Glance

District	Walton County	Enrollment	385
Type	Locally Approved Start-up	Title I School	No
Opened	07-30-2006	Total Teachers	15
Converted		Total Administrators	2
Grades Served	9-12	EMO contract	No
Wait List	No	Lottery	No

Academic Achievement GHSGT²³

	School GHSGT Math	District GHSGT Math	Better than District? (Y/N)	School GHSGT Reading	District GHSGT Reading	Better than District? (Y/N)
Does Not Meet						
Meets						
Exceeds Standards						
Meets+Exceeds						

Financial Accountability and Facilities Information

Financial Accountability		Facilities Information	
School Surplus	No	School Owns Facility	No
Reserve Fund	No	Plans to purchase facility	No
Total Private Fundraising	\$44,000	Monthly Facility Cost	\$26,666.67
Total Debt	\$0	Yearly Facility Cost	\$320,000

²³ Walton County Career Academy is a career academy without full-time enrollment. Accordingly, students test results are associated with their base high school instead of Walton County Career Academy.

Adequate Yearly Progress (AYP) Information

Academic Accountability	2009	2008	2007
School Made AYP	Yes	Yes	
School is in Needs Improvement	No	No	

For more information on this school's AYP results, please see www.gadoe.org, then go to AYP Report.

ACADEMIC GOALS

In the space below please enter at least 3 goals but no more than 4 that are stated in your charter and report on the progress that your school has made towards meeting each goal. Please include at least 2 goals that measure quantifiable student test results. If your school has not met a goal, please offer a brief explanation. Please limit each response to 100 words or less.

Goal 1:

95% of graduates will be enrolled in a related post secondary education or employed in a related field within 90 days of graduation. In the summer of 2008 exit surveys from the base schools (Loganville High School and Monroe Area High School) were examined to determine the post-secondary plans of Walton Career Academy graduates. The results of this examination are positive but incomplete. Approximately 90-95% of students made post-secondary applications to schools offering higher education degrees or diplomas in fields related to the programs of study at the career academy. The range of uncertainty in reporting is due a lack of information regarding the actual courses taken by former students at the post-secondary institution and military enlistments. For the Spring of 2010, the Walton Career Academy will conduct its own exit survey to include a stamped card to be mailed back during the next year. The card will be a simple survey of current employment or enrollment activities.

Goal 2:

Walton Career Academy will produce dual seal diploma graduates. The number of dual seal diplomas will be substantially the same as are the number of college prep diplomas in Years 1-5 of the agreement. The number of dual seal diplomas constitutes a majority of all diploma types earned for Walton Career Academy students in 2009 as evidenced in the base school exit survey.

Goal 3:

Walton Career Academy, in concert with Walton County Schools, will exceed the majority of the US Department of Education benchmarks in Perkins' accountability measures in years one-five of the agreement." The Walton Career Academy has exceeded all of the US Department of Education benchmarks required to be measured by Perkins for the 2008-09 school year.

Goal 4:

The Charter School will cause the percentage of Walton County students dual- enrolled in technical college programs to increase throughout the term of the Charter." Eleven Walton County students were dual enrolled in the fall of 2008. That number has increased to 16 in the fall of 2009. We are still struggling with uncertainty over funding for dual enrolled students.

Webster County High School

Principal: Janie Downer

School Address: 7168 Washington Street, Preston, GA 31824

Phone Number: 229-828-3365 **Email:** jdowner@webster.k12.ga.us

Mission Statement

The mission of Webster County Charter High School will be to provide a quality education, thus empowering individuals to become caring, competent, responsible citizens who value education as a lifelong process.

At a Glance

District	Webster County	Enrollment	108
Type	LEA Start-up	Title I School	No
Opened	07-01-2007	Total Teachers	6
		Total Administrators	1
Grades Served	9-11	EMO contract	No
Wait List	No	Lottery	No

Academic Achievement GHSGT²⁴

	School GHSGT Math	State GHSGT Math	Better than State? (Y/N)	School GHSGT English/ Language Arts	State GHSGT English/ Language Arts	Better than State? (Y/N)
Does Not Meet	41%	22%	N	14%	8%	N
Meets	28%	16%	Y	66%	37%	Y
Exceeds Standards	31%	63%	N	21%	55%	N
Meets+Exceeds	59%	78%	N	86%	92%	N

Financial Accountability and Facilities Information

Financial Accountability		Facilities Information	
School Surplus	Yes	School Owns Facility	Yes
Reserve Fund	Yes	Plans to purchase facility	No
Total Private Fundraising	N/A	Monthly Facility Cost	\$0
Total Debt	N/A	Yearly Facility Cost	\$0

²⁴ Webster County High School is the only high school in the district and is compared to state averages.

Adequate Yearly Progress (AYP) Information

Academic Accountability	2009	2008	2007
School Made AYP	No	No	
School is in Needs Improvement	Yes	No	

For more information on this school's AYP results, please see www.gadoe.org, then go to AYP Report.

ACADEMIC GOALS

In the space below please enter at least 3 goals but no more than 4 that are stated in your charter and report on the progress that your school has made towards meeting each goal. Please include at least 2 goals that measure quantifiable student test results. If your school has not met a goal, please offer a brief explanation. Please limit each response to 100 words or less.

GOAL 1:

Increase the number of students passing the end of course tests. Accomplished. 2007-2008, Webster had grades 9-10 only. No students tested in American Literature and Economics, therefore, no comparison possible. 2008-2009, Webster tested in Math 1. The state did not report results. No students tested Math 1 in 2007-2008 – no comparison data available. Due to small student numbers tested in 2008-2009 – no data reported on the School Summary Report for Algebra and Geometry, therefore, no accurate comparison possible. Courses with 2 years comparable data-US History (+16%), Physical Science (+27%), 9th Literature (+27%) -only Biology had less than 10% increase.

Goal 2:

To increase the number of students passing the Georgia High School Writing Test. Goal Met. Because Webster County only had 3 students eligible to test during spring 08, the percentage passing does not seem to create accurate data for comparison to the spring 09 group of 31. However, if comparing the data, ELA and Math show an increase of 11% and Science shows an increase of 84%. A decrease of 5% occurred in Social Studies when comparing the Spring 07 and Spring 08 percentage passing.

Goal 3:

To increase the number of students passing the Georgia High School Writing Test. Tests have not been scored, therefore, no data is available to compare.

Whitfield County Career Academy

Principal: Phillip Brown

School Address: 2300 Maddox Chapel Road, Dalton, GA 30721

Phone Number: 706-876-3600 **Email:** pbrown@whitfield.k12.ga.us

Mission Statement

The Mission of the Whitfield County Career Academy is to increase the graduation and transition into post-secondary settings of the students in the school. This mission is in line with the systems mission to increase student learning by providing students and staff with meaningful, challenging, and engaging educational experiences in a safe and supportive environment.

At a Glance

District	Whitfield County	Enrollment	600
Type	LEA Start-up	Title I School	No
Opened	07-30-2005	Total Teachers	42
Converted		Total Administrators	3
Grades Served	9-12	EMO contract	No
Wait List	No	Lottery	Yes

Academic Achievement GHSGT

	School GHSGT Math	District GHSGT Math	Better than District? (Y/N)	School GHSGT English/ Language Arts	District GHSGT English/ Language Arts	Better than District? (Y/N)
Does Not Meet	21%	15%	N	4%	6%	Y
Meets	20%	13%	Y	49%	38%	Y
Exceeds Standards	60%	71%	N	48%	56%	N
Meets + Exceeds	79%	85%	N	96%	94%	Y

Financial Accountability and Facilities Information

Financial Accountability		Facilities Information	
School Surplus	No	School Owns Facility	Yes
Reserve Fund	No	Plans to purchase facility	No
Total Private Fundraising	\$0	Monthly Facility Cost	N/A
Total Debt	\$0	Yearly Facility Cost	N/A

Adequate Yearly Progress (AYP) Information

Academic Accountability	2009	2008	2007
School Made AYP	Yes	Yes	No
School is in Needs Improvement	No	No	No

For more information on this school's AYP results, please see www.gadoe.org, then go to AYP Report.

ACADEMIC GOALS

In the space below please enter at least 3 goals but no more than 4 that are stated in your charter and report on the progress that your school has made towards meeting each goal. Please include at least 2 goals that measure quantifiable student test results. If your school has not met a goal, please offer a brief explanation. Please limit each response to 100 words or less.

Goal 1:

Develop a baseline in year one and make progress toward increasing by 1% per year or a total of 95%, whichever is greater, the passing rate of Career Academy students on the Georgia High School Graduation Test (GHS GT), End of Course Tests (EOCT), and the Georgia High School Writing Test (GHS WT) by the end of the 5 year term of the Charter Agreement. GHS GT Enhanced Math Results - 79.3, ELA 96.3, EOCT results vary but continue to improve.

Goal 2:

Develop a baseline in year one and make progress toward decreasing the number of students with 15 or more absences in a school year by a cumulative 25% or a total of 10%, whichever is greater, by the end of the 5 year term of the Charter Agreement. Met this goal less than 11% of students had 15 or more absences.

Goal 3:

Develop a baseline of the students eligible for earning a dual seal diploma in year one and make progress toward increasing the number of students eligible for a dual seal diploma by 25% or a total of 50%, whichever is greater, by the end of the 5 year term of the Charter Agreement. Most students earn at least one pathway completion and beginning with 2010 graduates all full time students at the Career Academy are expected to be dual seal completers.

Woodland Elementary Charter School

Principal: Dr. Ruth L. Baskerville

School Address: 1130 Spalding Drive, Sandy Springs, GA 30350

Phone Number: 770-551-5890 **Email:** baskerviller@fultonschools.org

Mission Statement

It is the mission of Woodland Elementary Charter School to provide a high quality education for each student and an optimum learning environment that will aid in the development of the total child. This is a cooperative effort between home, school and community with the goal of achieving academic, social and emotional well-being within our global society.

At a Glance

District	Fulton County	Enrollment	868
Type	Conversion	Title I School	Yes
Opened	09-01-1971	Total Teachers	89
Converted	07-01-2000	Total Administrators	3
Grades Served	PK-5	EMO contract	No
Wait List	No	Lottery	No

Academic Achievement CRCT

	School CRCT Math	District CRCT Math	Better than District? (Y/N)	School CRCT Reading	District CRCT Reading	Better than District? (Y/N)
Does Not Meet	13%	15%	Y	4%	6%	Y
Meets	46%	45%	Y	60%	52%	Y
Exceeds Standards	41%	39%	Y	36%	42%	N
Meets + Exceeds	87%	85%	Y	96%	94%	Y

Financial Accountability and Facilities Information

Financial Accountability		Facilities Information	
School Surplus	Yes	School Owns Facility	No
Reserve Fund	No	Plans to purchase facility	No
Total Private Fundraising	\$0	Monthly Facility Cost	N/A
Total Debt	\$0	Yearly Facility Cost	N/A

Adequate Yearly Progress (AYP) Information

Academic Accountability	2009	2008	2007
School Made AYP	Yes	Yes	Yes
School is in Needs Improvement	No	No	No

For more information on this school's AYP results, please see www.gadoe.org, then go to AYP Report.

ACADEMIC GOALS

In the space below please enter at least 3 goals but no more than 4 that are stated in your charter and report on the progress that your school has made towards meeting each goal. Please include at least 2 goals that measure quantifiable student test results. If your school has not met a goal, please offer a brief explanation. Please limit each response to 100 words or less.

Goal 1:

“By April 2011, 95% of students in grades 1-5 will meet or exceed READING standards, as measured by the CRCT.” In 2008-09, 95% of students in grades 1-5 met or exceeded READING standards on the CRCT.

Goal 2:

“By April 2011, 90% of students in grades 3-5 will meet or exceed MATHEMATICS standards, as measured by the CRCT.” In 2008-09, 87% of students in grades 3-5 met or exceeded MATHEMATICS standards on the CRCT.

Goal 3:

“By April 2011, 92% of students in grades 1-5 will meet or exceed ENGLISH/LANGUAGE ARTS standards, as measured by the CRCT.” In 2008-09, 89% of students in grades 1-5 met or exceeded ENGLISH/LANGUAGE ARTS standards on the CRCT.

Goal 4:

“By April 2011, 27% of students in grades 3-5 will exceed SCIENCE standards, as measured by the CRCT.” In 2008-09, 38% of students in grades 3-5 exceeded SCIENCE standards on the CRCT.

The World Language Academy at Chestnut Mountain

Principal: Susan J. Vaughn

School Address: 4670 Winder Highway, Flowery Branch, GA 30542

Phone Number: 770-967-5854 **Email:** susan.vaughn@hallco.org

Mission Statement

It is the mission of the World Language Academy at Chestnut Mountain to offer students at the very earliest stages of public school education the opportunity to engage in the study of world languages and to engage in a dual language immersion program in Spanish.

At a Glance

District	Hall County	Enrollment	517
Type	Conversion	Title I School	No
Opened	08-07-2008	Total Teachers	34
Converted	08-07-2008	Total Administrators	2
Grades Served	K-5	EMO contract	No
Wait List	Yes	Lottery	Yes

Academic Achievement CRCT

	School CRCT Math	District CRCT Math	Better than District? (Y/N)	School CRCT Reading	District CRCT Reading	Better than District? (Y/N)
Does Not Meet	16%	21%	Y	6%	9%	Y
Meets	35%	53%	N	43%	63%	N
Exceeds Standards	49%	26%	Y	51%	28%	Y
Meets + Exceeds	84%	79%	Y	94%	91%	Y

Financial Accountability and Facilities Information

Financial Accountability		Facilities Information	
School Surplus	Yes	School Owns Facility	Yes
Reserve Fund	No	Plans to purchase facility	No
Total Private Fundraising	\$0	Monthly Facility Cost	N/A
Total Debt	\$0	Yearly Facility Cost	N/A

Adequate Yearly Progress (AYP) Information

Academic Accountability	2009	2008	2007
School Made AYP	Yes		
School is in Needs Improvement	No		

For more information on this school's AYP results, please see www.gadoe.org, then go to AYP Report.

ACADEMIC GOALS

In the space below please enter at least 3 goals but no more than 4 that are stated in your charter and report on the progress that your school has made towards meeting each goal. Please include at least 2 goals that measure quantifiable student test results. If your school has not met a goal, please offer a brief explanation. Please limit each response to 100 words or less.

Goal 1:

Goal 1: Students in grades 1 through 5 will meet or exceed State standards of 59.5 Math and 73.3 Reading/Language Arts

Actual Performance: Met Goal. During the 2008-2009 school year 91% of students met or exceeded the ELA State standards. For Math, 86% of the students met or exceeded the State standards.

Goal 2:

Goal 2: K-1 students who begin a dual language immersion program will be functional in a second language by grade 3, and proficient by Grade 5. Students who enter WLA in Grades 2-5 in the 2008-2009 school year will be functional in their third year of study.

Actual Performance: Met Goal – IPT (Oral Proficiency Test)

Kindergarten and First Grade:	50% at Level B	Actual Result: 95% at Level B
2nd through 4th Grades:	30% at Level B	Actual Result: 52% at Level B
5th grade	20% at Level B	Actual Result: 45% at Level C

Goal 3:

Goal 3: DRA2 Reading Assessment – Kindergarten = 90% at Level 3; First Grade = 90% at Level 18; Second Grade = 90% @ Level 28; Third Grade = 90% @ Level 38; Fourth Grade = 90% @ Level 48

Actual Performance: Met Goal in all grade levels except for Grades 1 and 3. First grade was at 74%, and Third grade was 85%.

Wynnton Arts Academy

Principal: Nancy Johnson

School Address: 2303 Wynnton Rd., Columbus, GA 31906

Phone Number: 706-748-3147 **Email:** njohnson@mcsdga.net

Mission Statement

The mission of Wynnton Arts Academy is to continue our tradition of excellence in education through the positive interaction of students, staff, parents, and community in order to prepare students for successful living by igniting the desire for lifelong learning through immersion in the arts.

At a Glance

District	Muscogee County	Enrollment	435
Type	Conversion	Title I School	Yes
Opened	08-04-2008	Total Teachers	32
Converted	08-04-2008	Total Administrators	2
Grades Served	PK - 5	EMO contract	No
Wait List	Yes	Lottery	No

Academic Achievement CRCT

	School CRCT Math	District CRCT Math	Better than District? (Y/N)	School CRCT Reading	District CRCT Reading	Better than District? (Y/N)
Does Not Meet	33%	27%	N	13%	11%	N
Meets	52%	52%	Equal	70%	63%	Y
Exceeds Standards	15%	21%	N	17%	26%	N
Meets+Exceeds	67%	73%	N	87%	89%	N

Financial Accountability and Facilities Information

Financial Accountability		Facilities Information	
School Surplus	No	School Owns Facility	No
Reserve Fund	No	Plans to purchase facility	No
Total Private Fundraising	\$0	Monthly Facility Cost	\$482,258.25
Total Debt	\$0	Yearly Facility Cost	5,787,099

Adequate Yearly Progress (AYP) Information

Academic Accountability	2009	2008	2007
School Made AYP	Yes	Yes	Yes
School is in Needs Improvement	No	No	No

For more information on this school's AYP results, please see www.gadoe.org, then go to AYP Report.

ACADEMIC GOALS

In the space below please enter at least 3 goals but no more than 4 that are stated in your charter and report on the progress that your school has made towards meeting each goal. Please include at least 2 goals that measure quantifiable student test results. If your school has not met a goal, please offer a brief explanation. Please limit each response to 100 words or less.

Goal 1:

Target Performance: The percent of students in the all category meeting/exceeding the standards in reading/language arts as measured by the spring administration of the Georgia Criterion Referenced Competency Test will increase 3 percentage points in 2009 and 2010.

Actual Performance: Met Goal. 86.8 Percent of the students in the all category on the 2009 Spring administration of the Reading/Language Arts CRCT met or exceeded the standards as compared to 84.2% for the 2008 Spring administration of the CRCT.

Goal 2:

Target Goal. The percent of students in the all category meeting or exceeding standards in math as measured by the Spring 2009 administration of the Mathematics CRCT will increase 3 percentage points in 2009 and 2010.

Actual Performance: Met Goal. 66.7 % of the students in the all category met or exceeded the standards for math on the 2009 spring administration of the CRCT compared to 57.6% on the 2008 CRCT.

Goal 3:

Target Goal 3: 90% of students enrolled in Wynnton Arts Academy Charter School will demonstrate mastery of drama, art, music, and dance standards.

Actual Performance: Goal Met. Less than 1% of the students enrolled failed to meet mastery of the standards in art, music, drama, and dance.

Goal 4:

Target Goal: 95% of professional staff will participate in needs-based training in year 1 with mastery training topics measured by survey and classroom observation by the administration.

Actual Performance: Met Goal. 100% of the professional staff participated in needs-based training and met mastery as determined by school administrators.

City Schools of Decatur

Superintendent: Dr. Phyllis A. Edwards

System Address: 758 Scott Boulevard, Decatur, GA 30030

Phone Number: 404-370-4400 **Email:** pedwards@csdecatur.net

Mission Statement

City Schools of Decatur challenges every student to succeed by providing a rigorous, engaging, and authentic learning experienced delivered by highly qualified, caring adults in safe and inviting schools.

At a Glance

District	City Schools of Decatur	Enrollment	2912
Number of Schools	6	Total Teachers	220
		Total Administrators	28
Converted	08-01-2008	Grades Served	K-12

Adequate Yearly Progress (AYP) Information

Academic Accountability	2009	2008	2007
System Made AYP	Yes	No	Yes
System is in Needs Improvement	No	No	No

For more information on this school's AYP results, please see www.gadoe.org, then go to AYP Report.

Academic Achievement CRCT

	District Math CRCT	State Math CRCT	Better than State? (Y/N)	District Reading CRCT	State Reading CRCT	Better than State? (Y/N)
Does Not Meet	11%	19%	Y	6%	9%	Y
Meets	46%	51%	N	49%	60%	N
Exceeds Standards	42%	30%	Y	44%	31%	Y
Meets+Exceeds	89%	81%	Y	94%	91%	Y

Academic Achievement GHS GT

	District Math GHS GT	State Math GHS GT	Better than State? (Y/N)	District English/ Language Arts GHS GT	State English/ Language Arts GHS GT	Better than State? (Y/N)
Does Not Meet	18%	22%	Y	3%	8%	Y
Meets	15%	16%	N	32%	37%	N
Exceeds Standards	67%	63%	Y	65%	55%	Y
Meets+Exceeds	82%	78%	Y	97%	92%	Y

ACADEMIC GOALS

In the space below please enter at least 3 goals but no more than 4 that are stated in your charter that are above and beyond otherwise mandated NCLB expectations. Please report on the progress that your system has made towards meeting each goal. At least 2 of these goals should measure quantifiable student achievement. If your system has not met a goal please offer a brief explanation. Please limit each response to 100 words or less.

Goal 1:

By 2008-2009, City Schools of Decatur will create an articulated plan to purchase electronic norm-referenced assessments for assessing foreign language.

Met goal. Purchased NOELLA for grade 5 and STAMP for grade 8 oral proficiency assessments.

Goal 2:

By 2008-2009, City Schools of Decatur will decrease the achievement gap by 30%.

Partially met goal. Gap has decreased by 68.09% in reading, 58.59% in language arts, and 14.56% in mathematics.

Goal 3:

All students will meet academic standards by 2013-2014.

Each year from now until then has specific student learning targets by grade level by subject. Example: Grade 4 Black students 91% pass Reading CRCT. Goal met: 91% of Black 4th graders passed Reading CRCT.

Gainesville City Schools

Superintendent: Merrienne Dyer

System Address: 508 Oak Street NW, Gainesville, GA 30501-3506

Phone Number: 770-536-5275 **Email:** merriannnd.dyer@gcssk12.net

Mission Statement

The Gainesville City Schools Charter System seeks to ensure that we do everything possible to help each child maximize achievement and establish a pattern of life-long learning:

- * by focusing on quality instruction
- * and expecting and celebrating excellence
- * in a disciplined, nurturing learning environment
- * while communicating openly and honestly
- *and working together to meet the challenges and the opportunities arising from the dynamic multicultural community, state, and world in which we live.

At a Glance

District	Gainesville City Schools	Enrollment	5,936
Number of Schools	7	Total Teachers	
		Total Administrators	
Converted	08-01-2008	Grades Served	K-12

Adequate Yearly Progress (AYP) Information

Academic Accountability	2009	2008	2007
System Made AYP	Yes	Yes	Yes
System is in Needs Improvement	No	No	No

For more information on this school's AYP results, please see www.gadoe.org, then go to AYP Report.

Academic Achievement CRCT

	District Math CRCT	State Math CRCT	Better than State ? (Y/N)	District Reading CRCT	State Reading CRCT	Better than State ? (Y/N)
Does Not Meet	23%	19%	N	10%	9%	N
Meets	53%	51%	Y	64%	60%	Y
Exceeds Standards	24%	30%	N	26%	31%	N
Meets+Exceeds	77%	81%	N	90%	91%	N

Academic Achievement GHSGT

	District Math GHSGT	State Math GHSGT	Better than State? (Y/N)	District English/ Language Arts GHSGT	State English/ Language Arts GHSGT	Better than State? (Y/N)
Does Not Meet	11%	22%	Y	4%	8%	Y
Meets	12%	16%	N	34%	37%	N
Exceeds Standards	77%	63%	Y	62%	55%	Y
Meets+Exceeds	89%	78%	Y	96%	92%	Y

ACADEMIC GOALS

In the space below please enter at least 3 goals but no more than 4 that are stated in your charter that are above and beyond otherwise mandated NCLB expectations. Please report on the progress that your system has made towards meeting each goal. At least 2 of these goals should measure quantifiable student achievement. If your system has not met a goal please offer a brief explanation. Please limit each response to 100 words or less.

Goal 1:

After 1 year of Operation, the district will increase the number of students exceeding expectations on the ELA of the CRCT by 4%.

Actual Performance: Met Goal within .1%- Increased number of students exceeding expectations on the ELA CRCT by 3.9%

Goal 2:

After 1year of operation, the district will increase the number of students meeting or exceeding expectations on the MATH CRCT by 5%.

Actual Performance: Met Goal- Increased number of students meeting and exceeding expectations on MATH CRCT by 5.4%.

Goal 3:

After 1 year of operation, the district will improve the number of students meeting or exceeding on the MATH GHSGT by 5%.

Actual Performance: Met Goal Increased number of students meeting and exceeding expectations on the MATH GHSGT by 10.9%.

Goal 4:

After 1 year of operation, the district will increase the number of graduates enrolling in two-year or four-year colleges and technical schools by 5%.

Actual Performance: The district increased the enrollment of graduates in two-year or four-year colleges and technical schools by 20%.

Marietta City Schools

Superintendent: Emily Lembeck

System Address: 250 Howard Street, Marietta, GA 30060

Phone Number: 770-429-3100 **Email:** elembeck@marietta-city.k12.ga.us

Mission Statement

The mission of Marietta City Schools is to prepare each of our students through academic achievement for life success.

At a Glance

District	Marietta City Schools	Enrollment	6,838
Number of Schools	9	Total Teachers	522
		Total Administrators	26
Converted	08-01-2008	Grades Served	K-12

Adequate Yearly Progress (AYP) Information

Academic Accountability	2009	2008	2007
System Made AYP	Yes	No	Yes
System is in Needs Improvement	No	No	No

For more information on this school's AYP results, please see www.gadoe.org, then go to AYP Report.

Academic Achievement CRCT

	District Math CRCT	State Math CRCT	Better than State? (Y/N)	District Reading CRCT	State Reading CRCT	Better than State? (Y/N)
Does Not Meet	20%	19%	N	10%	9%	N
Meets	55%	51%	Y	63%	60%	Y
Exceeds Standards	25%	30%	N	27%	31%	N
Meets+Exceeds	80%	81%	N	90%	91%	N

Academic Achievement GHS GT

	District Math GHS GT	State Math GHS GT	Better than State? (Y/N)	District English/ Language Arts GHS GT	State English/ Language Arts GHS GT	Better than State? (Y/N)
Does Not Meet	16%	22%	Y	8%	8%	Equal
Meets	12%	16%	N	32%	37%	N
Exceeds Standards	72%	63%	Y	60%	55%	Y
Meets+Exceeds	84%	78%	Y	92%	92%	Equal

ACADEMIC GOALS

In the space below please enter at least 3 goals but no more than 4 that are stated in your charter that are above and beyond otherwise mandated NCLB expectations. Please report on the progress that your system has made towards meeting each goal. At least 2 of these goals should measure quantifiable student achievement. If your system has not met a goal please offer a brief explanation. Please limit each response to 100 words or less.

Goal 1:

Target Goal 1: By Year 1 of operation, the district will increase the number of students graduating from High School – target goal of 75%.

Actual Performance: Met Goal. During the 2008-2009 school year, high school graduation rate increased to 83.5. Exceeded anticipated target by 8.5.%

Goal 2:

Target Goal 2: By Year 1 of operation, the district will increase the number of eighth grade students exceeding expectations in Reading/ELA CRCT – target goal of 16%

Actual Performance: Met Goal. During the 2008-2009 school year, 27% of eighth grade students exceeded expectations on the Reading/ELA CRCT. Exceeded anticipated target by 11%.

Goal 3:

Target Goal 3: By Year 1 of operation, the district will increase the number of sixth grade students exceeding expectations in Reading/ELA CRCT – target goal of 21%

Actual Performance: Met Goal. During the 2008-2009 school year, 30% of sixth grade students exceeded expectations on the Reading/ELA CRCT. Exceeded anticipated target by 9%.

Goal 4:

Target Goal 4: By Year 1 of operation, the district will increase the number of fifth grade students exceeding expectations in Science CRCT – target goal of 16%

Actual Performance: Met goal. During the 2008-2009 school year, 19.8% of fifth grade students exceeded expectations on the Science CRCT. Exceeded anticipated target by 3.8%.

Warren County

Superintendent: Carole Jean Carey

System Address: 107 Academy St., Warrenton, GA 30828

Phone Number: 706-465-3383 **Email:** cjcarey@warren.k12.ga.us

Mission Statement

Because the Warren County School System strives to be the catalyst for community unity, the Charter School System's mission is as follows: The mission of the Warren County School System and each school is to promote academic success for students.

W – Warren

A – Always

V – Values

E – Education

At a Glance

District	Warren County	Enrollment:	780
Number of Schools	3	Total Teachers	55
		Total Administrators	7.5
Converted	08-01-2008	Grades Served	K-12

Adequate Yearly Progress (AYP) Information

Academic Accountability	2009	2008	2007
System Made AYP	No	No	No
System is in Needs Improvement	No	No	No

For more information on this school's AYP results, please see www.gadoe.org, then go to AYP Report.

Academic Achievement CRCT

	District Math CRCT	State Math CRCT	Better than State? (Y/N)	District Reading CRCT	State Reading CRCT	Better than State? (Y/N)
Does Not Meet	29%	19%	N	13%	9%	N
Meets	60%	51%	Y	77%	60%	Y
Exceeds Standards	11%	30%	N	10%	31%	N
Meets+Exceeds	71%	81%	N	87%	91%	N

Academic Achievement GHS GT

	District Math GHS GT	State Math GHS GT	Better than State? (Y/N)	District English/ Language Arts GHS GT	State English/ Language Arts GHS GT	Better than State? (Y/N)
Does Not Meet	53%	22%	N	9%	8%	N
Meets	19%	16%	Y	58%	37%	Y
Exceeds Standards	28%	63%	N	33%	55%	N
Meets+Exceeds	47%	78%	N	91%	92%	N

ACADEMIC GOALS

In the space below please enter at least 3 goals but no more than 4 that are stated in your charter that are above and beyond otherwise mandated NCLB expectations. Please report on the progress that your system has made towards meeting each goal. At least 2 of these goals should measure quantifiable student achievement. If your system has not met a goal please offer a brief explanation. Please limit each response to 100 words or less.

Goal 1:

There will be an 18% increase in the percent of students making a 516 in math each year from 228-2009 through 2010-2011.

Although we have made progress, we have not met this goal. From the 2007 baseline (baseline used when the charter was written), we have increased from 34.4% of our first time GSHGT takers passing math with a score of 516 to 46.5% passing math with a score of 516, a gain of 12.1%. Math is a priority at every level as we strive to give the students the background information and prerequisite skills that they need to be successful in high school and on the math portion of the GHS GT.

Goal 2:

The goal is that the graduation rate will return to 75% immediately in 2008-2009, but no later than the 2010-2011 school year through 5% increases each year.

Again, we have made progress in that the baseline score that we were working from was a 56% graduation rate. In 2007-2008, the graduation rate increased to 70%. In 2009, it has fallen back to 68%, a difference of one student. We continue to have the graduation advantage program and tutoring services. We have new social studies teachers and are supporting them as they seek to help students in this area, which is now our main area of concern for the GHS GT/graduation rate.

Goal 3:

Parent approval surveys regarding the school system will be administered during the next SACS visit in 2001-2012 and the goal in an 85% approval rate.

We have met this goal. Over 400 confidential parent surveys were completed in May of 2009. We considered an average or above rating as approval. Considering all the possible questions and answers, the approval rate for the elementary school was 95%, the middle school was 98% and the high school was 99%.

Goal 4:

The system will effectively use data to improve instruction. The system will use the data room consistently beginning in 2008-2009. The balanced scorecard will be used to rate school performance and communicate with stakeholders.

We have met this goal. We have held data retreats in the summer of 2008 and 2009. Data from these retreats and from other analysis of data has been shared with the entire school community.