

**2009 - 2010**  
**Annual Report on**  
**Georgia's Charter Schools**

Georgia  
Department of Education

**Brad Bryant,**  
**State Superintendent of Schools**

Submitted to the State General Assembly on  
December 31, 2010

## Table of Contents

<b>Executive Summary .....</b>	<b>i-xvii</b>
<b>I. Georgia Charter School Facts at a Glance .....</b>	<b>ii</b>
<b>II. Georgia Charter School Performance .....</b>	<b>iv</b>
<b>III. Georgia Charter School Student Performance .....</b>	<b>viii</b>
<b>IV. Appendix A (including acknowledgements).....</b>	<b>xv</b>
<b>Charter School Individual Reports in alphabetical order .....</b>	<b>1 - 197</b>
<b>Addison Elementary (Cobb County).....</b>	<b>1</b>
<b>Atlanta Charter Middle School (Atlanta Public).....</b>	<b>4</b>
<b>Baconton Community Charter School (Mitchell County).....</b>	<b>7</b>
<b>Berrien Academy Performance Learning Center (Berrien County).....</b>	<b>11</b>
<b>Bishop Hall Charter School (Thomas County).....</b>	<b>14</b>
<b>Brighten Academy Charter School (Douglas County).....</b>	<b>17</b>
<b>CCAT School (Bulloch County).....</b>	<b>20</b>
<b>Challenge Charter Academy (Newton County).....</b>	<b>23</b>
<b>Chamblee High School (DeKalb County).....</b>	<b>25</b>
<b>Chesnut Elementary School (DeKalb County).....</b>	<b>28</b>
<b>Clubview Elementary School (Muscogee County).....</b>	<b>31</b>
<b>Coastal Empire Montessori Charter School (Chatham County).....</b>	<b>34</b>
<b>DeKalb Academy of Technology and the Environment (DeKalb County).....</b>	<b>36</b>
<b>DeKalb: PATH Academy (DeKalb County).....</b>	<b>39</b>
<b>Dougherty Comprehensive High School (Dougherty County).....</b>	<b>42</b>
<b>Dougherty International Education Middle School (Dougherty County).....</b>	<b>45</b>
<b>Charles R. Drew Charter School (Atlanta Public School) .....</b>	<b>48</b>
<b>Effingham Gateway to College Academy (Effingham County) .....</b>	<b>51</b>
<b>Fulton Science Academy (Fulton County) .....</b>	<b>53</b>
<b>Futrel Road Elementary (Spalding County).....</b>	<b>56</b>
<b>Gwinnett School of Math, Science &amp; Technology (Gwinnett County).....</b>	<b>59</b>
<b>Hapeville Charter Middle School (Fulton County).....</b>	<b>61</b>
<b>Imagine International Academy of Smyrna (Cobb County).....</b>	<b>64</b>
<b>Imagine Wesley International Academy (Atlanta Public).....</b>	<b>67</b>
<b>International Community School (DeKalb County).....</b>	<b>70</b>
<b>International Studies Elementary Magnet School (Dougherty).....</b>	<b>73</b>
<b>Ivy Preparatory Academy (Commission) .....</b>	<b>76</b>
<b>Jenkins-White Elementary School (Richmond County) .....</b>	<b>79</b>
<b>Kennesaw Charter School (Cobb County).....</b>	<b>82</b>
<b>Kingsley Elementary School (DeKalb County).....</b>	<b>85</b>

<b>KIPP South Fulton (Fulton County)</b> .....	<b>88</b>
<b>KIPP Strive Academy (Fulton County)</b> .....	<b>91</b>
<b>KIPP West Atlanta Young Scholars Academy (Atlanta Public)</b> .....	<b>93</b>
<b>Lake Oconee Charter (Greene County)</b> .....	<b>96</b>
<b>Marietta Charter School (Marietta City)</b> .....	<b>99</b>
<b>Morgan County Elementary (Morgan County)</b> .....	<b>102</b>
<b>Morgan County High School (Morgan County)</b> .....	<b>105</b>
<b>Morgan County Middle School (Morgan County)</b> .....	<b>108</b>
<b>Morgan County Primary School (Morgan County)</b> .....	<b>111</b>
<b>Mountain Education Center (Townsend County)</b> .....	<b>114</b>
<b>Murphy Middle Charter School (Richmond)</b> .....	<b>117</b>
<b>Neighborhood Charter School (Atlanta Public)</b> .....	<b>120</b>
<b>New Life Academy of Excellence (Clayton County)</b> .....	<b>123</b>
<b>North Springs Charter High School (Fulton County)</b> .....	<b>126</b>
<b>Odyssey Charter School (State Charter)</b> .....	<b>129</b>
<b>Oglethorpe Charter School (Chatham County)</b> .....	<b>132</b>
<b>Peachtree Charter Middle School (DeKalb County)</b> .....	<b>135</b>
<b>Reese Road Elementary School (Muscogee County)</b> .....	<b>138</b>
<b>Ridgeview Charter School (Fulton County)</b> .....	<b>141</b>
<b>Riverwood International Charter School (Fulton County)</b> .....	<b>144</b>
<b>Sandy Springs Middle School (Fulton County)</b> .....	<b>147</b>
<b>Sardis Elementary School (Hall County)</b> .....	<b>150</b>
<b>Savannah Gateway Academy (Chatham County)</b> .....	<b>153</b>
<b>Sawyer Road Elementary (Marietta City)</b> .....	<b>155</b>
<b>Scholars Academy of Excellence (Clayton County)</b> .....	<b>158</b>
<b>Sedalia Park Elementary School (Cobb County)</b> .....	<b>161</b>
<b>Smoke Rise Elementary School (DeKalb County)</b> .....	<b>164</b>
<b>Spalding Drive Elementary School (Fulton County)</b> .....	<b>167</b>
<b>T.E.A.C.H. Charter High School (Fulton County)</b> .....	<b>170</b>
<b>Tech High School (Atlanta Public)</b> .....	<b>173</b>
<b>UNIDOS Dual Language Charter School (Clayton County)</b> .....	<b>176</b>
<b>Webster County High School (Webster County)</b> .....	<b>179</b>
<b>Whitfield County Career Academy (Whitfield County)</b> .....	<b>182</b>
<b>World Language Academy (Hall County)</b> .....	<b>185</b>
<b>Wynnton Arts Academy (Muscogee County)</b> .....	<b>188</b>

## **Charter Systems**

<b>Decatur City Schools</b> .....	<b>191</b>
<b>Gainesville County Schools</b> .....	<b>193</b>
<b>Marietta City Schools</b> .....	<b>195</b>
<b>Warren County Schools</b> .....	<b>197</b>

## Start-up Charter Schools Audit Reports

Audit Definitions .....	199
Amana Academy, Inc. ....	201
Atlanta Preparatory Academy .....	202
Charter Conservatory .....	203
Coastal Empire Montessori Charter Organization.....	204
DeKalb Path Academy .....	205
Drew Charter School .....	206
Fulton Science Academy High School.....	207
Fulton Science Academy Middle School .....	208
Gateway To College Academy.....	209
Golden Isles Technical and Career Learning.....	210
Gwinnett School of Mathematics, Science and Technology .....	211
Hapeville Charter School .....	212
Imagine International Academy of Mableton.....	214
Imagine International Academy of Smyrna .....	216
Imagine Wesley.....	218
International Community School.....	220
Ivy Preparatory Academy .....	221
KIPP Atlanta Collaborative.....	222
KIPP South Fulton Academy.....	223
Lake Oconee Academy .....	224
Marietta Charter School Inc. ....	225
Mountain Education Center.....	227
Neighborhood Charter School.....	228
Odyssey School.....	229
Oglethorpe Charter School .....	230
Savannah Gateway to College Academy .....	231
South Eastern Early College & Career Academy.....	232
Southeast Atlanta Charter Middle School .....	233
Whitfield County Career Academy .....	234

## **2009-2010 Executive Summary of Charter Schools Annual Report 2009-2010**

Charter schools moved to the forefront of the national and state educational reform agendas during the 2009-2010 school year. Both President Obama and Secretary of Education Arne Duncan stressed the importance of providing school choice to parents and pledged increased funding for charter schools. Additionally, Georgia received one of the 12 Federal Race to the Top grants. The strength of each state's charter school law and sector was a critical part of the Race to the Top application process.

Additional national attention came from the National Center for Educational Reform which this year gave Georgia a "C" for its charter school law. In 2009, Georgia received a "B". The study cited the lack of a truly independent authorizer and the limited number of new charter schools that Georgia added over the last year as reasons why Georgia received a lower grade in 2010.

In 2010, Georgia received its fourth federal Public Charter Schools Program grant. Georgia was one of only 12 states to receive the competitive grant. Georgia was awarded \$13 million for two years. It is anticipated that Georgia will fund approximately 40 new charter schools during the two-year grant program. The new grant will increase the implementation grant funding levels for new charter schools and create incentives for charter school developers to locate in rural or low-performing districts. For the first time since 2004, the Georgia Department of Education will be able to offer federal planning grants to recently approved charter schools. Planning grants will enable new charter schools to develop curriculum, provide professional development and governance training.

The state continued to provide funding for two specific charter school grants: planning and facilities. The planning grant provides potential charter school developers with grant funds to help develop a charter petition. Approved charter schools can apply for a facility grant. Facility grants can be used to help improve charter school facilities and improve the safety of school buildings. Even as state funding for the facilities grant was reduced due to statewide budget reductions, a record X number of charter schools applied for the facility grant. Many charter schools faced leaner budgets this year as a result of QBE cuts, so the number of charter schools seeking supplemental financial assistance increased.

Authorized by 2008 legislation, the Georgia Charter Schools Commission held its third application round. The Commission received 23 applications: 4 virtual charter schools and 19 "bricks and mortar" schools. The Commission established a high quality charter authorizing process that used national best practices as a guide. The Commission also approved two statewide virtual charter schools in June. The virtual schools anticipated opening for the 2011-2012 school year if an acceptable funding level is available.

The Georgia Department of Education's Charter Schools Division (CSD) increased the amount of technical assistance and training offered to new and existing charter schools. The CSD provided workshops on grant writing and management, developing a charter school, career academies, charter school employment law, and Title III requirements. The CSD anticipates expanding its training opportunities over the next year to include financial management, special education, gifted education and legal requirements for charter schools.

The CSD increased the rigor of the charter school renewal process. Charter schools seeking to renew their charter were asked to provide academic data for the length of its previous charter term. The CSD partnered with the Georgia Department of Education's accountability division to analyze and assess each renewal applicant's academic performance. To comply with federal law, the CSD will continue to consider a charter school's academic performance as the most important factor when reviewing a renewal petition.

### **Things to look for in 2011**

The Georgia Department of Education (Department) expects to revise the charter school rule in the early months of 2011. Additionally, the Department will continue to develop training opportunities for petitioners and existing charter schools. The Department will also embark on providing training and guidance for local authorizers.

### **Georgia Charter School Facts at a Glance**

#### Charter Schools by the Numbers 2009-2010

- 121 charter schools
- 18 approved during 2009-2010
- 13 start-ups, 5 conversion charter schools
- 19 Career academies, 4 existing charter systems, 4 new charter systems

#### Charter School Academic Performance

- 80% of charter schools made AYP in 2009-2010
- 80% charter school high school graduation rate

#### Charter School Characteristics of Operating Schools 2009-2010

- 1 single-gender school
- 7 charter schools offer single gender classes
- 12 charter schools offer an International Baccalaureate Program
- Largest Charter School: 5,109 students (Odyssey School/Georgia Cyber Academy)
- Smallest Charter School: 23 students (Effingham Gateway Academy)

### Charter School Landscape

- 23 applications submitted to the Commission in 2010
- 26 new and renewal start-up and conversion applications submitted to the Georgia Department of Education in 2010-2011
- Fulton County has the greatest number of charter schools (13)

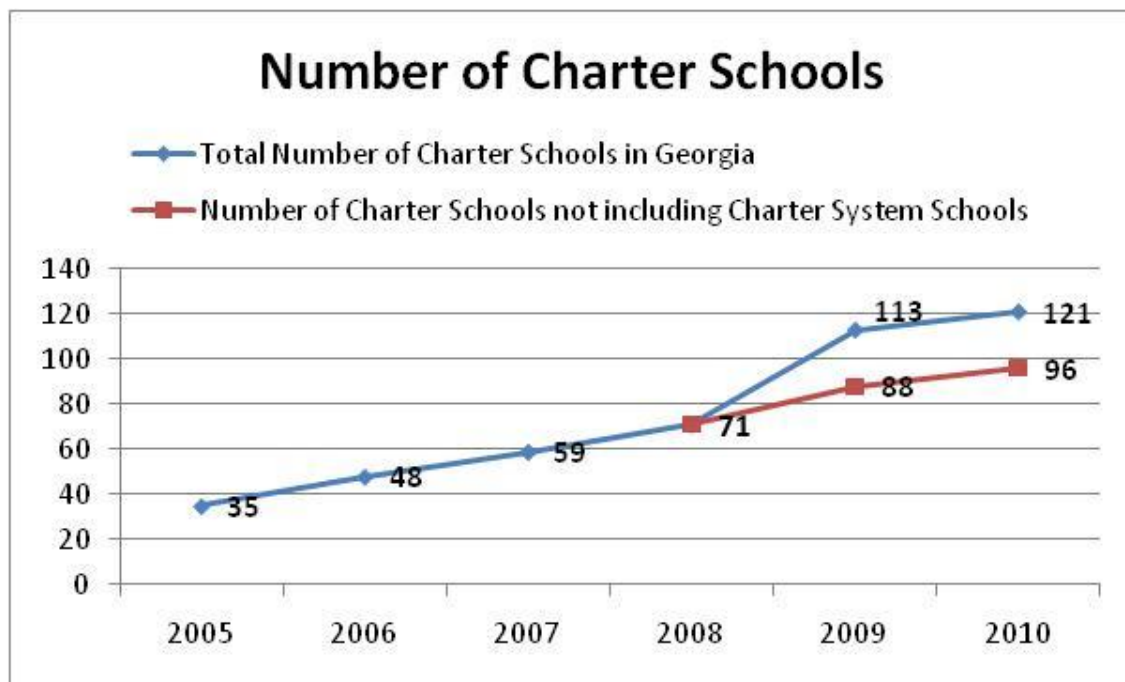
This Annual Report is compiled by the Georgia Department of Education under the leadership of the State Superintendent of Schools Brad Bryant and provided to the General Assembly by December 31. The report is divided into three sections:

- A general overview of the Georgia charter school sector including a demographic overview, including enrollment numbers, student population served, distribution of charter schools across the state and an analysis of student performance data;
- Individual school and system reports that provide information on enrollment, AYP achievement, academic performance and achievement of goals; and
- A summary of individual start-up charter school audited financial statements.

## 1. Georgia Charter School Performance

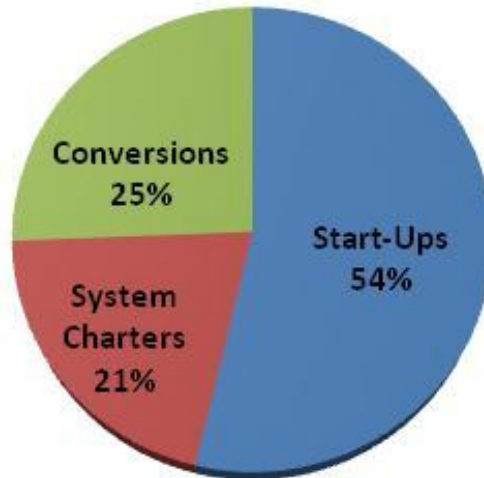
Over the past two years, a number of academic studies have examined the relative academic performance of charter schools compared to their traditional public school counterparts. While none of the studies are conclusive, the Georgia Department of Education has increased the academic oversight of its charter schools. The data and analysis included in this report is generated by the Georgia Department of Education's data collections, accountability and policy divisions. The information was compiled by the Charter Schools Division.

The number of charter schools operating in Georgia has continued to increase, with a total of 121 charter schools and programs. As of this 2009-2010 report, the two authorizers in Georgia, the State Board of Education and the Georgia Charter Schools Commission have granted 135 charters since 1995. Fourteen charter schools are expected to open for the 2010-2011 school year. Four school districts became new charter systems at the beginning of the 2010-2011 school year and are not included in this report.



Georgia has two types of charter schools: start-ups and conversions. Start-up charter schools are new schools that did not exist prior to receiving a charter. Conversion charter schools existed as a traditional public school prior to receiving a charter school. Until 1998, conversion charter schools were the only type of charter allowed in Georgia. With the passing of the amended Georgia Charter Schools Act in 1998, start-up charters quickly became the most common type of charter school in Georgia. Today 54% of charter schools are start-up schools.

## 2009-2010 Charter Schools by Types

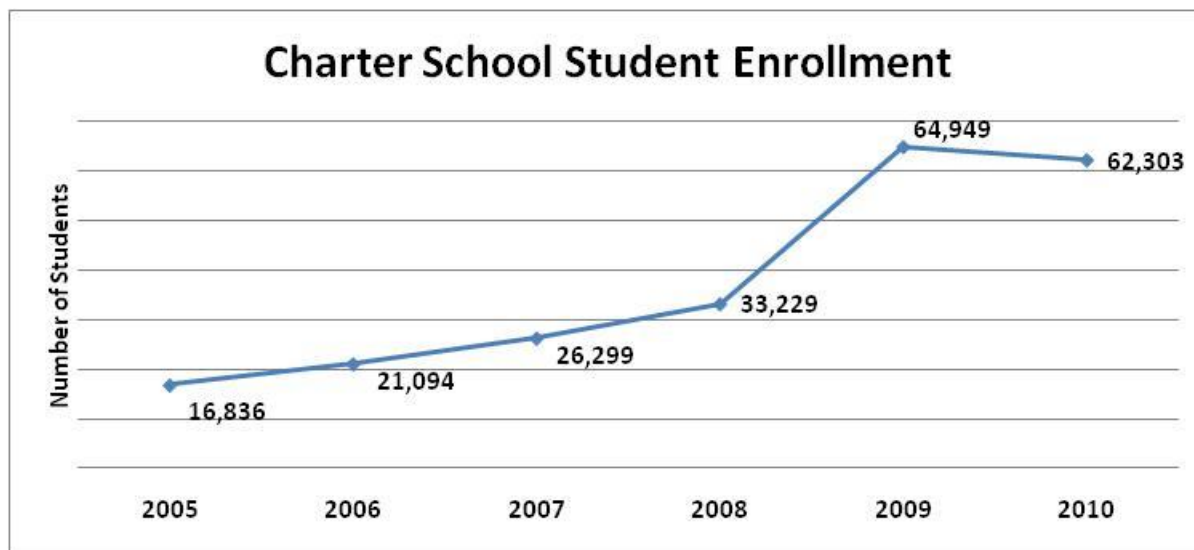


There are a number of varieties of charter schools within both types of charter. A conversion charter school can be either a single school located within a traditional school district or an entire system of schools that converted. The charter option is commonly referred to as a charter system. Since 2007, four charter systems have been operating in Georgia: Decatur City Schools, Gainesville City Schools, Marietta City Schools and Warren County Schools.

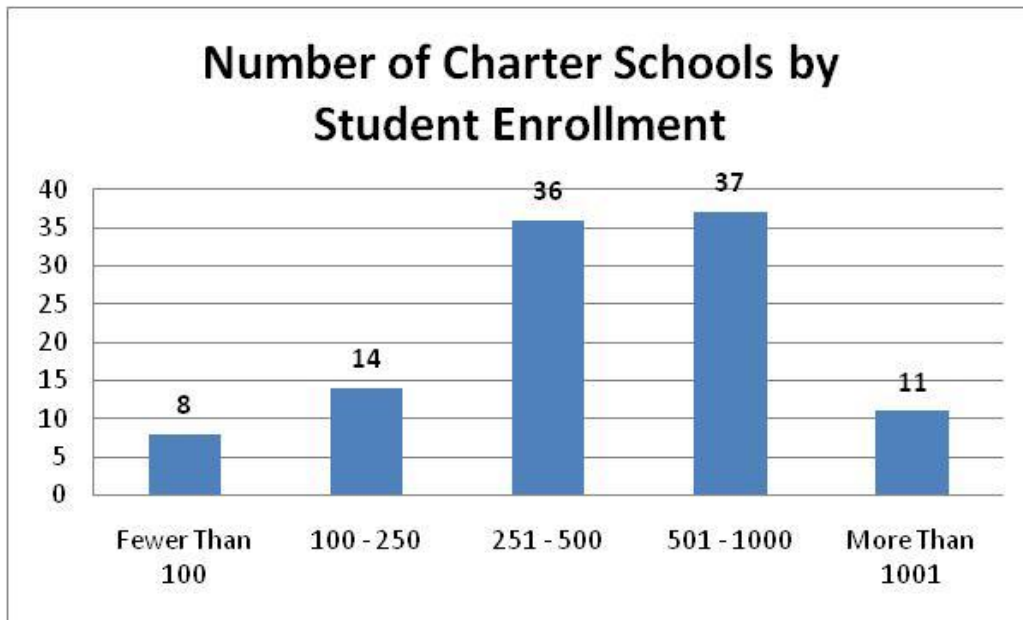
Within the start-up category, charter schools can be distinguished by their authorizer. Start-up charter schools authorized by their local district and the State Board of Education are commonly referred to as LEA start-ups. Start-up charter schools authorized by only the State Board of Education are known as State Chartered Special schools. Start-up charter schools authorized by the Georgia Charter Schools Commission are commonly referred to as Commission charter schools. All three types share many of the same challenges when creating a brand new school. The majority of start-up charter schools within Georgia are authorized by both the local district and the State Board of Education.

Additionally, there is a special type of locally approved charter school commonly referred to as a career academy. Career academies partner with the local school system, a technical college and local businesses to create a school or program that provides relevant technical training and courses to high school students. There are 19 charter career academies in Georgia. The career academies without fulltime enrollment are excluded from the academic and descriptive charts in this report.

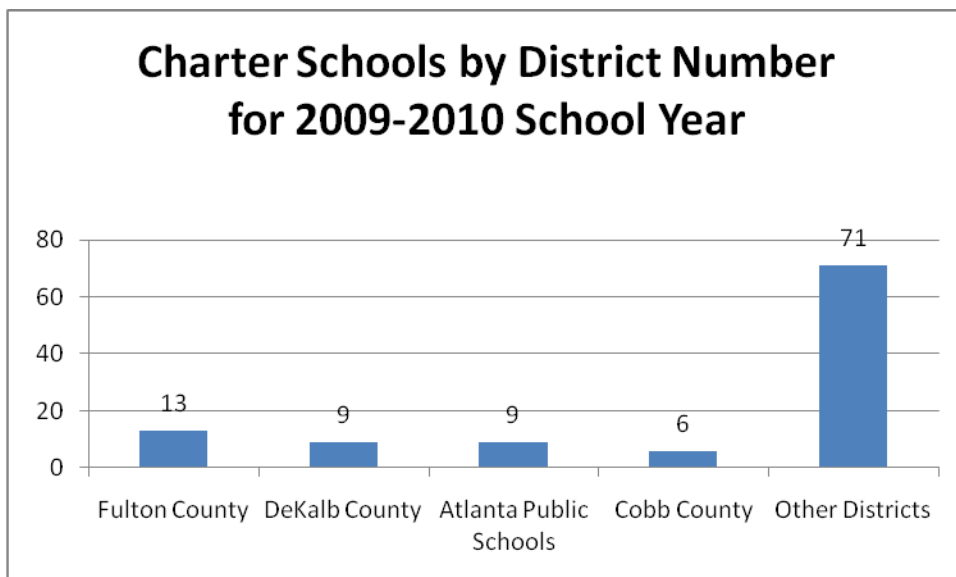
In 2008-2009, Georgia experienced a dramatic increase in the percentage of students enrolled in a charter school as a result of the four charter systems converting their schools to charter schools. While the number of students enrolled in a charter school roughly doubled from 33,229 to 64,949 students in last year's report, the number declined slightly to 62,303 in 2009-2010. The overall percentage of Georgia students enrolled in a charter school is still very small at 4%.



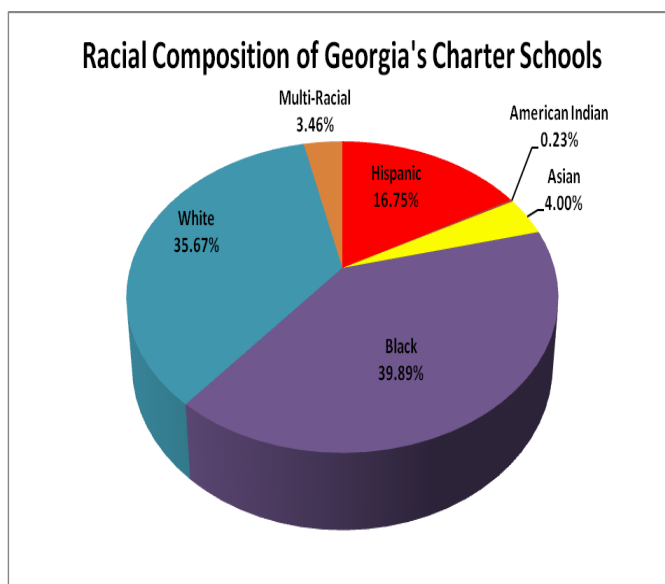
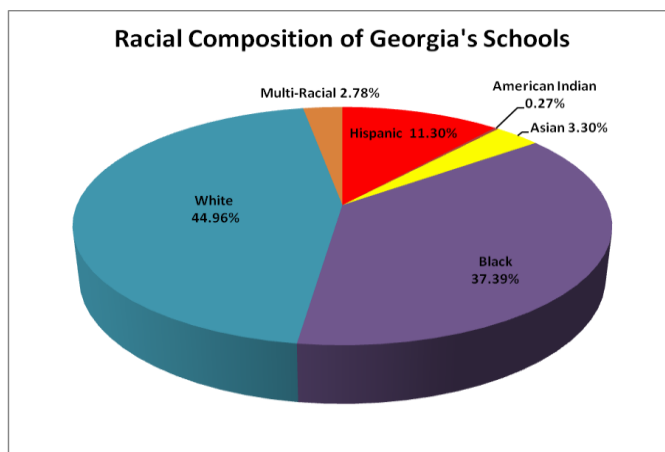
Charter schools have been smaller than their traditional public school counterparts. In 2009, Georgia experienced a growth in the average enrollment of charter schools. This trend continued in 2009-2010. While the majority of charter schools still have fewer than 500 students, the growth of existing schools coupled with the four charter systems caused the average school size to increase. The number of schools serving students with more than 500 students increased from 40 to 48 in the 2009-2010 school year. All the charter schools that enroll fewer than 100 students are start-up charter schools.



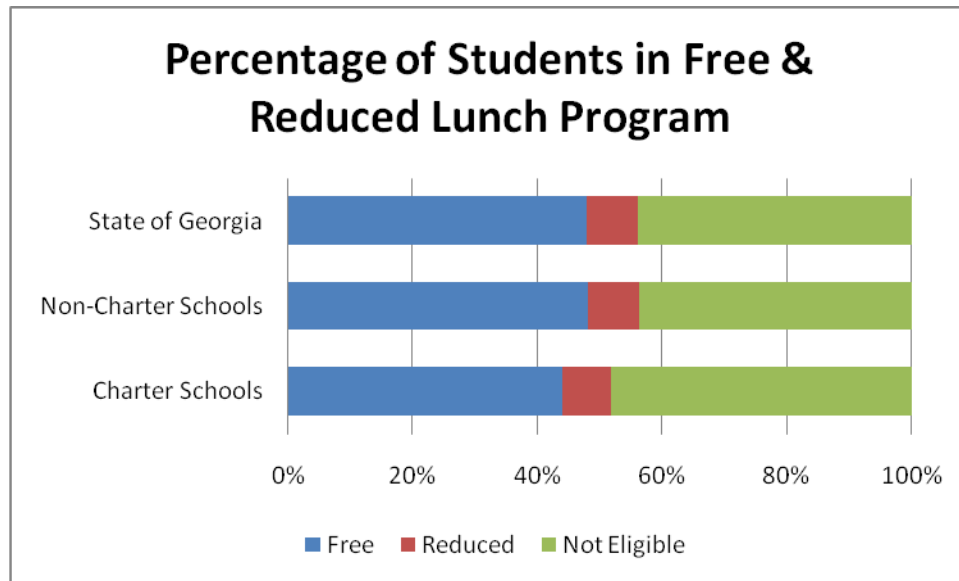
Additionally, charter school distribution is heavily clustered in the greater metro-Atlanta area. Excluding charter systems, the four districts- Cobb County Schools, DeKalb County Schools, Fulton County Schools and Atlanta Public Schools- with the largest number of charter schools did not create any new charter schools this year. Only five districts located outside the metro Atlanta area have three or more charter schools: Dougherty County Schools, Hall County Schools, Morgan County Schools, Muscogee County Schools and Savannah-Chatham Schools. Of these, only Savannah-Chatham Schools has authorized a start-up charter school.



In terms of gender and racial composition, charter schools in Georgia are equally likely to enroll as many male students as female students and are somewhat more likely to enroll racial minorities. Racial minorities comprise 64% of all charter schools compared to 55% statewide.



During the 2009-2010 school year, 52% of students enrolled in charter schools qualified for the free and reduced lunch program (FRL) compared to 56% statewide. This represents a decline in the percentage of FRL-eligible students in charter schools. Nationwide trends show that charter schools on average enroll a less affluent population than traditional public schools enroll.



## 2. Charter School Student Performance

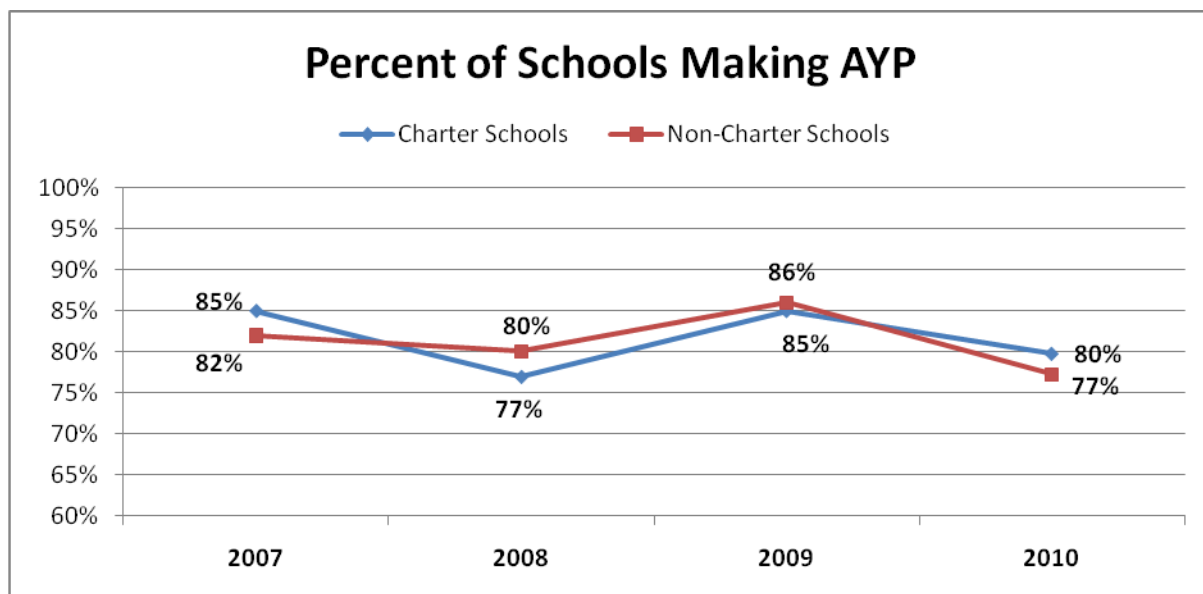
As noted in previous Annual Reports, the issue of whether students enrolled in charter schools perform better than they would have performed had they attended traditional public schools is difficult to answer because there is no data to determine how well they would have done had they stayed in traditional public schools. Additionally, many of Georgia's charter school students enter a charter school in kindergarten and have no prior experience in a traditional public school setting. However, the information presented in this report can provide a basic level of understanding of how charter schools are performing.

### A. Adequate Yearly Progress Comparisons

Adequate Yearly Progress (AYP) is an achievement measure that determines whether a school's performance met the annual targets in various subjects and grade levels. AYP figures provide an measure of whether a school is improving from year to year.

- 80 % of charter schools made AYP for the 2009-2010 school year
- Two out of four charter systems made AYP in 2009-2010
- 2 charter schools made AYP in 2009-2010 after failing to make it in 2008-2009
- 1 new start-ups made AYP in their first year of operation

In 2009-2010, Georgia charter schools made AYP at a rate slightly higher than traditional public schools. Over the past five years, Georgia charter schools have performed similarly to their traditional public school counterparts at the aggregate level. Examining the charter school data by type of charter school increases our understanding of how charter schools are performing throughout the state.

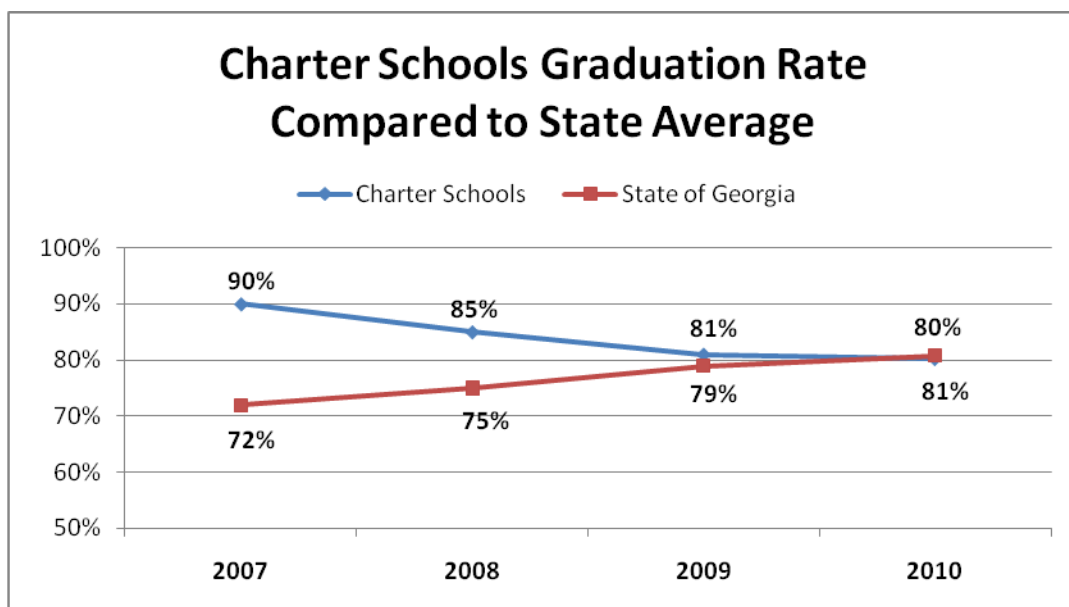


A more complete picture appears if charter schools are divided into three categories: conversion, start-up and system. Start up charter schools performed slightly worse than conversion schools. Of the 42 start-ups, 31 made AYP with an overall AYP rate of 73%. Out of the 11 start-ups that did not make AYP, only one is in Needs Improvement Status. This is a reversal from last year's performance in which 84% of all start-up charter schools made AYP.

Conversion school performance is somewhat stronger than start-up performance. Approximately 78% of conversion charter schools have made AYP for at least 3 consecutive years, a rate somewhat lower than start up schools. In addition, several conversion charters have found success using chartering as a turnaround strategy. Failing public schools can apply for a charter as a way to use flexibility and innovation to improve student performance. Moreover, of the seven conversion schools that did not make AYP, four are high schools and two are using chartering as a turnaround strategy.

Two charter systems made AYP in 2009-2010: Decatur City Schools and Marietta City Schools. For the third consecutive year, Warren County School District failed to make AYP based on Warren County High School's academic performance and graduation rate. Gainesville City Schools failed to make AYP for the first time in a number of years.

## B. State High School Graduation Rate



The Georgia charter high school graduation rate continued to decline in 2009-2010. Because of the way high school graduation rates are reported, however, this statistic does not capture the effect of all charter high schools. Georgia has experienced a rapid two-year increase in the number of career academies statewide—there are now 19 approved career academies in Georgia, up from only six two years ago. Career academies are charter schools that partner with local school systems to offer relevant career specific training and increase local school systems graduation rates. These career academies have experienced remarkable success, with reported graduation rates for career academy students above 90% for all but one of the nineteen career academy schools. Because career academies are programs rather than schools, however, this increase in the graduation rate is reported through the traditional high school and is not included in the charter school graduation rate, thus creating a somewhat artificially low graduation rate among charter high schools.

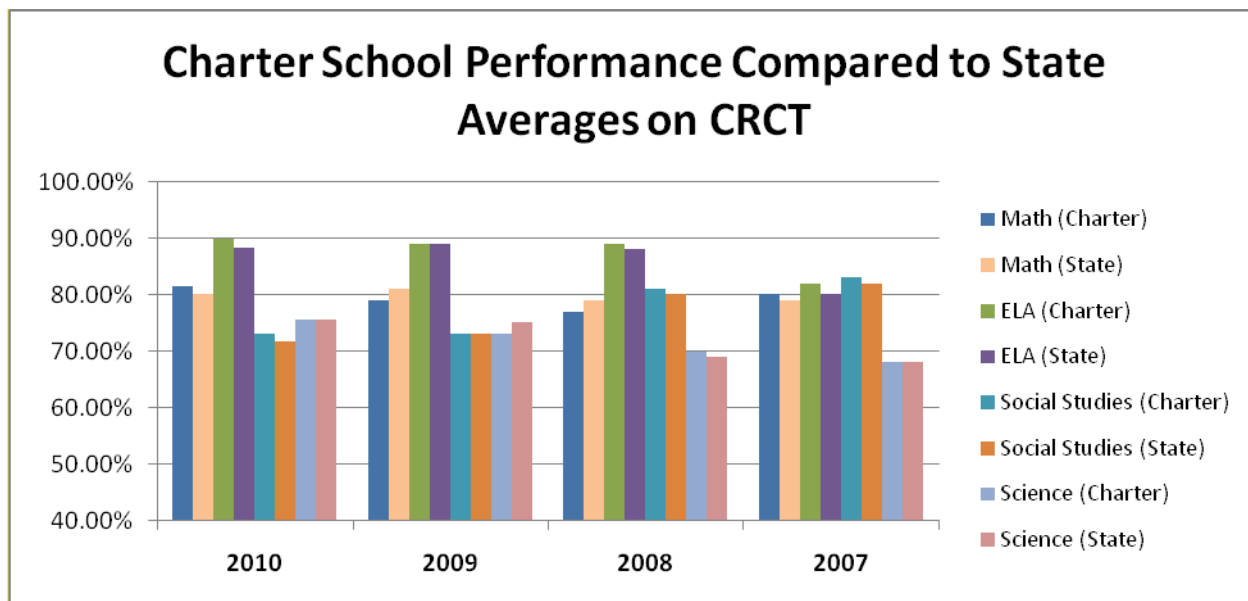
## C. Criterion Reference Competency Test Results

Turning to standardized test results, the data reveal that Georgia charter school student performance has improved in most areas over time. The following figures show the performance on the Criterion Referenced Competency Test (“CRCT”)<sup>1</sup> subjects over a four-year span: Social Studies,

<sup>1</sup> The CRCT test is administered in grades 1 – 8, while the Georgia High School Graduation Test (GHS GT) is administered to high school students.

English/Language Arts, Mathematics, and Science. Comparison scores for all students enrolled in traditional public schools are provided as well.

Historically, Georgia charter school students have performed at a higher rate than traditional public school students in most CRCT content areas over time. In the past three years, the achievement difference between charter schools and traditional public schools narrowed somewhat and in 2009 reversed. In 2010, charter school students performed slightly better than the state's averages. The following charts compare the percentage of charter school students who passed the Criterion Referenced Competency Test (CRCT) over the past four years with the state averages.



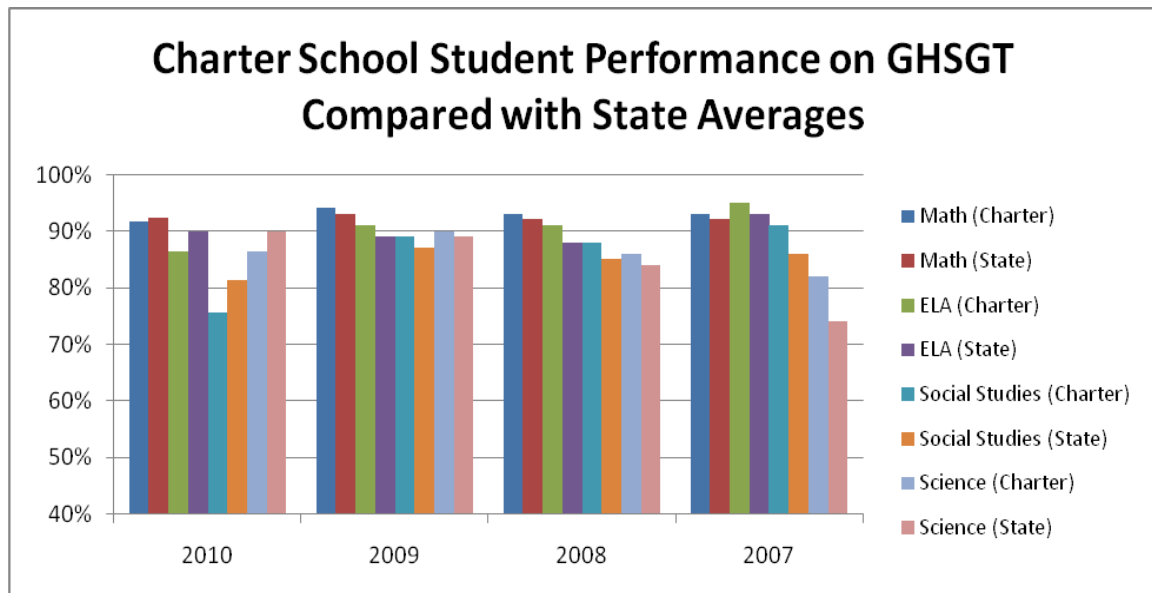
#### Relative Performance of Charter Schools Students on CRCT Compared to State Averages

	2010	2009	2008	2007
Math	1%	-2%	-2%	1%
ELA	2%	0%	1%	2%
Science	0%	-2%	1%	0%
Social Studies	1%	0%	1%	1%

\*Percentage shown is the difference yielded when the state average is subtracted from the charter school's average (for students who met or exceeded standards on the CRCT). Positive numbers denotes that the charter school percentages are higher than state's percentages.

#### D. Georgia High School Graduation Test Results

Data from 2009-2010 showed a decline in Georgia's charter school high school achievement performance. Over the past four years, charter school students performed slightly better on the Georgia High School Graduation Test than their traditional public high school peers on all subject tests. In 2010, students performed slightly worse than the state's traditional high schools. Note that this data excludes career academy students results.



**Relative Performance of Charter Schools Students on GHS GT Compared to  
State Averages**

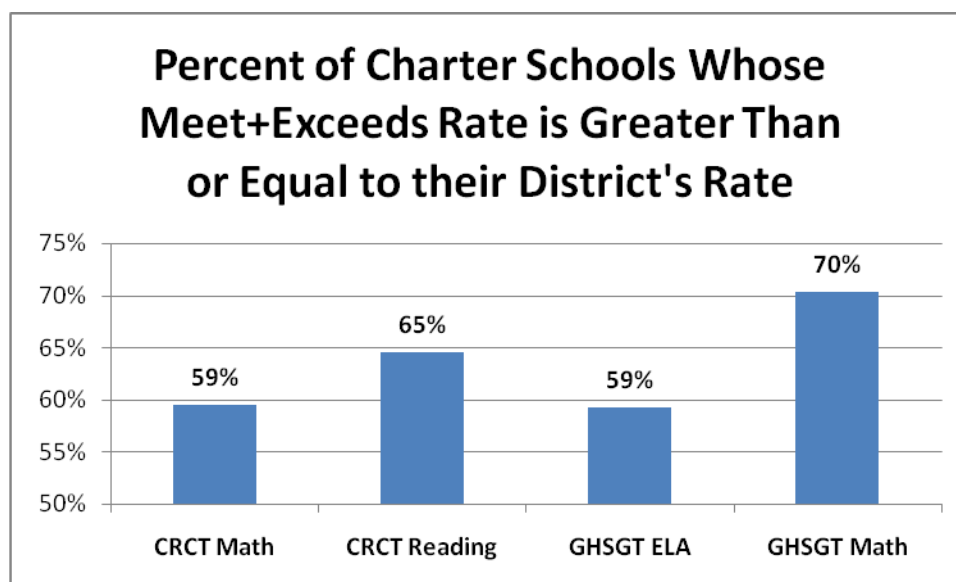
	2010	2009	2008	2007
Math	0%	1%	1%	1%
ELA	-4%	2%	3%	2%
Science	-3%	1%	2%	8%
Social Studies	-6%	2%	3%	5%

\* Percentage shown is the difference yielded when the state average is subtracted from the charter school's average (for students who met or exceeded standards on the GHS GT). Positive numbers denotes that the charter school percentages are higher than state's percentages.

#### E. Comparative Achievement Results

The preceding data compares overall charter school student averages against the overall state averages. Because charter school students typically enroll in a local charter school within an existing school district, state averages are limited in their ability to make accurate local comparisons. Another way to examine the data is by determining whether or not charter school students in a given district performed better than other public school students in that same district. One way to examine this question is to determine the percentage of charter school students who either meet or exceed standards and compare that to the average for the district in which the charter school is located.

The following chart depicts the percentage of charter schools whose “meet and exceed rate” is greater than or equal to the average for the district in which the charter is located.



As illustrated above, the majority of charter schools exhibited an overall “meets and exceeds” rate that was higher than that of their district as a whole. The performance was strongest on the GHSCT for Math, in which 70% of charter schools had a passage rate that was higher than their district’s average.

This comparison, while certainly more useful than statewide averages, is also somewhat limited by several relevant factors. First, in several Georgia districts, charter school demographics vary quite dramatically from the overall demographics of the district in which the charter school is located. For instance, a charter school might enroll a much higher proportion of English language learners or students with disabilities than the district generally. Comparing such schools to the overall district performance without controlling for relevant variables that affect student achievement might limit the analysis. Likewise, traditional public schools tend to enroll students from a specific attendance zone drawn adjacent to the school itself. While some charter schools utilize this model, a far higher

proportion of charter schools have county-wide attendance zones and some even enroll a substantial number of students from neighboring counties.

A finer level of detail is provided by comparing the percentage of charter school students who either meet or exceed standards to the neighboring school to which the charter schools' students would otherwise be zoned. This largely controls for the first challenge noted above because it locates the charter school within a specific portion of the district, likely the areas from which the charter school will enroll the majority of its students. After all, Georgia parents and students are not selecting among a composite statewide school, a composite district-wide school, and their zoned school. Instead, they are selecting between a specific traditional public school to which the student is zoned and a charter option. In most respects, this is the best comparison to answer the question of how charter schools perform.

## Appendix A

### Charter Types referred to in this report

1. Conversion: a charter school that existed as a local school prior to becoming a charter school. To apply as a conversion, a majority of the faculty and instructional staff members and a majority of parents or guardians of students enrolled in the petitioning school must vote by secret ballot to apply for a charter.
  - a. System Charter School: a charter school that is included in system charter granted by the SBOE.
2. Start-up: a charter school created by a petition brought forth by private individuals, private organizations, or a state or local public entity.
  - a. State Chartered Special School: a charter school created as a special school that is operating under the terms of a charter between the charter petitioner and the SBOE. Petitioners may apply to become a state chartered special school if their petition is first denied by the local board and they apply for state chartered special school status to the SBOE. Conversion charter school petitioners may not apply to be state chartered special schools.
  - b. Charter Commission School: a charter school created as an independent school that is operating under terms of a charter between the charter petitioner and the Georgia Charter Schools Commission. Petitioners may apply to become a charter commission school if their petition is denied by their local board or if they draw students from five or more counties. They can then apply to the Georgia Charter Schools Commission. Conversion charter school petitioners may not apply to be a commission school.

Conversions, start-ups, and system charter schools are under the management and control of their local board, with the SBOE as a third party to the contract. Only state-chartered special schools are under the management and control of the SBOE. Commission schools are managed and monitored by the Georgia Charter Schools Commission.

### Testing History

In 2000, the State instituted the first year of the state assessment, the Criterion Referenced Competency Tests (CRCT), for grades four, six, and eight. Spring 2002 and 2004 marked the first operational administrations in all grades, which included English/ Language Arts, Mathematics, and Reading in grades 1 through 8. Science and Social Studies are covered in grades 3 through 8.

### Academic Data

From the academic data available on Georgia's public schools, this Report highlights the most useful. To look at progress over time, this Report includes standardized test scores for each charter school, its local district, and the state. This selection of data allows readers to compare the charter school's achievement level to the local district and the State as well as to compare the charter school's

rate of improvement to the local district and state. Further disaggregated data can be found for each charter school on the Governor's Office of Student Achievement website ([www.gaosa.org](http://www.gaosa.org)).

### Progress Towards Goals and Financial Audit

For locally-approved charter schools, information on academic goals and the financial audit was provided by each charter school. This Report also contains information about the financial condition of each charter school, including whether each school had a surplus at the end of the reporting period and how much each school spent on facilities costs. Charter schools' progress towards the academic goals stated in their charters is important because, in conjunction with state and national accountability systems, charter schools are held accountable for meeting these goals. Strong financial management is a best practice for charter schools.

### Acronyms

Throughout the report, a number of acronyms appear. Among these are AYP or Adequate Yearly Progress; CRCT or Criterion Reference Competency Test; GHSGT or Georgia High School Graduation Test; GAEL or Georgia Association of Educational Leaders; GaDOE or Georgia Department of Education; SEA or State Educational Agency; LEA or Local Educational Agency; QBE or Quality Basic Education; NACSA or National Association of Charter School Authorizers; OPB or Office of Planning and Budget.

### Acknowledgements

A special thank you from the Charter Schools Division to the following individuals and teams for contributing time and data to this report:

#### State Board of Education Charter Schools Committee:

Ms. Linda Zechmann, Chair  
Mr. Brian Burdette  
Mr. Jose Perez  
Mr. Allen Rice

#### Georgia Department of Education:

Ms. Clara Keith, Deputy Superintendent Policy, External Affairs and Charter Schools  
Dr. Garry McGiboney, Associate Superintendent Policy, External Affairs and Charter Schools  
Mr. Dennis Kramer, Federal Policy Analyst

Georgia Charter Schools Division Contact Information

Georgia Department of Education

2053 Twin Towers East

205 Jesse Hill Jr. Dr. SE

Atlanta, Georgia 30334-5040

(404) 657-0515

(404) 657-6978 (Fax)

STAFF: Charter Schools Division

Mr. Louis Erste, Director

Ms. Tabitha Press, Strategic Development Coordinator

Ms. Marissa Key, Petition Program Manager

Ms. Morgan Felts, Staff Attorney and Petition Specialist

Ms. Samantha Graham, Administrative Assistant

Ms. Michelle Hansberry, Program Associate

Mr. Terence Washington, Fiscal Analyst

Mr. Gregory Wickersham, Education Program Specialist

# Addison Elementary School

**Principal:** Karen Crowder  
**School Address:** 3055 Ebenezer Rd, Marietta, Georgia 30066  
**Phone Number:** 770-578-2700 **Email:** karen.crowder@cobbk12.org

## Mission Statement:

Addison Elementary Staff assures our citizens literate, confident children who are interested in learning by providing a relevant curriculum facilitated by caring, lifelong learners in a child-centered environment.

## At a Glance:

District:	Cobb County	Enrollment:	557
Type:	Conversion	Title I:	No
Open:	08/01/95	Total Teachers:	47
Converted:	06/17/05	Total Administrators:	2
Grades Served:	SNPK - 5	EMO Contract:	No
Waiting List:	No	Lottery:	No

## Academic Achievement CRCT:

	School CRCT Math	District CRCT Math	Better Than District? (Y/N)	School CRCT Reading	District CRCT Reading	Better Than District? (Y/N)
Does Not Meet	6.7%	13.3%	Yes	1.8%	5.5%	Yes
Meets	42.8%	46.8%	No	48.6%	53.3%	No
Exceeds Standard	50.4%	40.0%	Yes	49.7%	41.2%	Yes
Meets + Exceeds	93.3%	86.7%	Yes	98.2%	94.5%	Yes

## Financial Accountability and Facilities Information:

Financial Accountability		Facilities Information	
School Surplus	No	School Owns Facility	No
Reserve Fund	Yes	Plans to Purchase Facility	Does not apply
Total Private Funding	\$8,700.00	Monthly Facility Cost	N/A
Total Debt	\$0.00	Yearly Facility Cost	N/A

## Adequate Yearly Progress (AYP) Information:

Academic Accountability	2010	2009	2008	2007
School Made AYP	Met	Met	Met	Met
School is in Needs Improvement	No	No	No	No

For more information on this schools AYP results, please see [www.gadoe.org](http://www.gadoe.org) then go to AYP Report

**Academic Goals:**

In the space below, please enter at least three (3) goals but no more than four (4) that are stated in your charter and report on the progress that your school had made towards meeting each goal. Please provide at least two (2) goals that measure quantifiable student test results. If your school has not met a goal, please offer a brief explanation. Please limit each response to 100 words or less.

**Goal 1:**

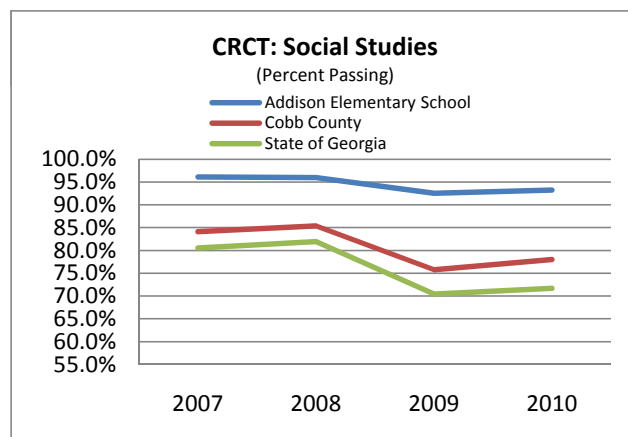
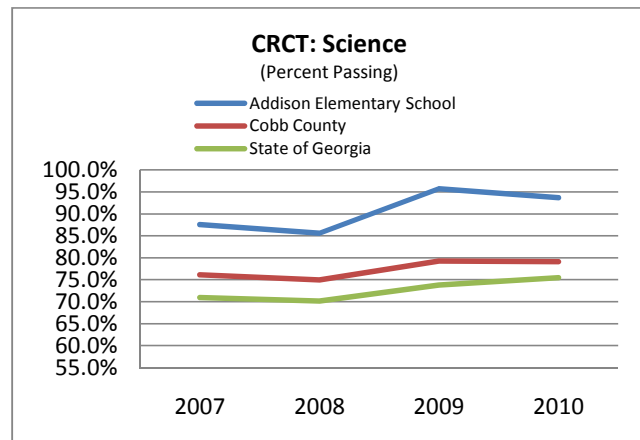
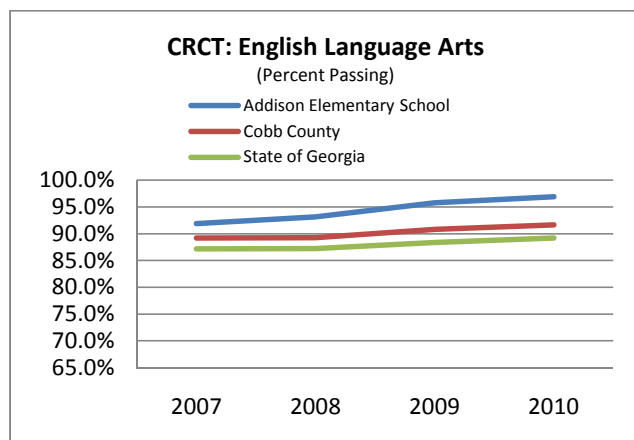
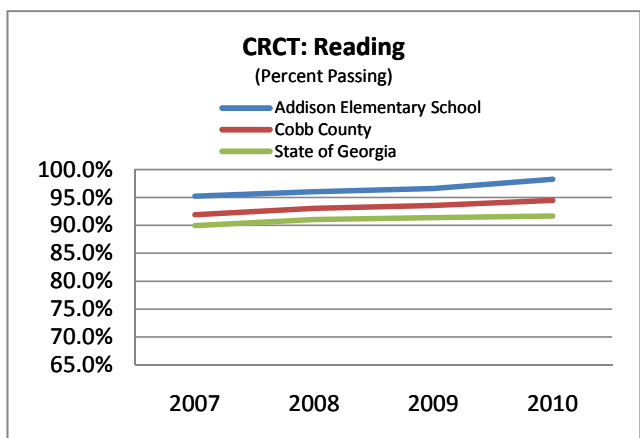
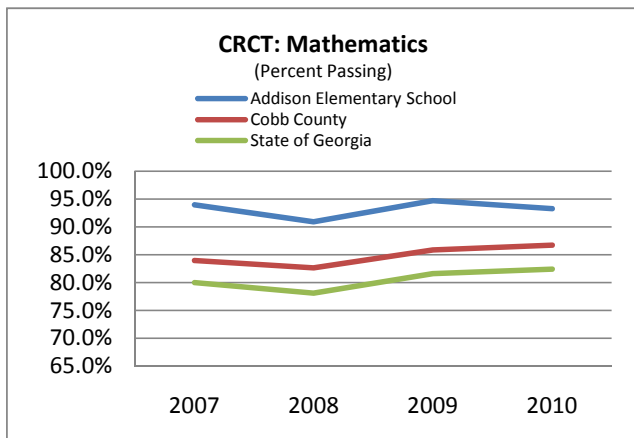
By the end of third and fifth grades, ninety percent of Addison students will be on or above grade level in reading as measured by state mandated assessments or other data sources. MET - 98.6 met or exceeded on CRCT in Reading/ELA. From our AYP data on the Georgia CRCT our results show 98.6% of all students met or exceeded on the CRCT in Reading/ELA. All subgroups were above 90% as well in the area of Reading/ELA. Our students with disabilities were our lowest performing sub-group at 93.6%.

**Goal 2:**

By the end of third and fifth grades, ninety percent of Addison students will be on or above grade level in math as measured by state mandated assessments and/or data. From our AYP data on the Georgia CRCT our results show 92.9% of all students met or exceeded on the CRCT in math. We have one subgroup of 40 or more students in the area of economically disadvantaged. In that subgroup we have 85.5% who met or exceeded math standards. We will be monitoring our sub-groups to increase the number of students who meet or exceed in math.

**Goal 3:**

Students will work cooperatively with others and develop appropriate social skills to become productive citizens with a sense of civic responsibility in our democratic, culturally diverse society. All students that have attended Addison for 3 or more years will have participated in at least one service learning project before leaving Addison. Projects implemented were Student Leadership Team elected class representatives who implemented behavior management in cafeteria. Second graders participated in a Flower Pen Project and donated money for a Rock Eagle Scholarship. Third grade sold candy cane reindeer to help raise funds for disadvantaged students. Fourth grade students participated in an academic project (individual comic books written) and in an art project for Cobb County result in one student's art work chosen for the Cobb County Financial Report Calendar.



# Atlanta Charter Middle School

**Principal:** Matt Underwood  
**School Address:** 820 Essie Ave SE, Atlanta, Georgia 30316  
**Phone Number:** 678-904-0051 **Email:** munderwood@atlantachartermiddle.com

## Mission Statement:

The mission of the Atlanta Charter Middle School (ACMS) is to create a small, focused, diverse middle school that nurtures the whole child through strong parental/community involvement and challenging academics.

## At a Glance:

District:	Atlanta Public Schools	Enrollment:	162
Type:	Start-up	Title I:	Yes
Open:	08/01/05	Total Teachers:	20
Converted:	N/A	Total Administrators:	1
Grades Served:	6-8	EMO Contract:	No
Waiting List:	Yes	Lottery:	Yes

## Academic Achievement CRCT:

	School CRCT Math	District CRCT Math	Better Than District? (Y/N)	School CRCT Reading	District CRCT Reading	Better Than District? (Y/N)
Does Not Meet	19.6%	27.9%	Yes	3.8%	13.2%	Yes
Meets	59.5%	50.1%	Yes	60.1%	61.6%	No
Exceeds Standard	20.9%	22.0%	No	36.1%	25.3%	Yes
Meets + Exceeds	80.4%	72.1%	Yes	96.2%	86.8%	Yes

## Financial Accountability and Facilities Information:

Financial Accountability		Facilities Information	
School Surplus	Yes	School Owns Facility	Yes
Reserve Fund	Yes	Plans to Purchase Facility	Does not apply
Total Private Funding	\$36,420.00	Monthly Facility Cost	\$8,660.00
Total Debt	\$1,311,804.00	Yearly Facility Cost	\$ 222,858 (with telephone & internet)

## Adequate Yearly Progress (AYP) Information:

Academic Accountability	2010	2009	2008	2007
School Made AYP	Met	Met	Met	Met
School is in Needs Improvement	No	No	No	No

For more information on this schools AYP results, please see [www.gadoe.org](http://www.gadoe.org) then go to AYP Report

**Academic Goals:**

In the space below, please enter at least three (3) goals but no more than four (4) that are stated in your charter and report on the progress that your school had made towards meeting each goal. Please provide at least two (2) goals that measure quantifiable student test results. If your school has not met a goal, please offer a brief explanation. Please limit each response to 100 words or less.

**Goal 1:**

Goal 1: The Charter School will meet or exceed all State and Federally mandated school performance standards including those established in the No Child Left Behind Act and Georgia's plan for compliance with that Act.

Actual Performance: Met goal. ACMS met or exceeded all school performance standards established by Georgia for compliance with the No Child Left Behind Act. The school made Adequate Yearly Progress (AYP), a target it has reached in each year of the school's existence. ACMS was once again recognized as a "Distinguished School" by the Georgia DOE for making AYP for five consecutive years as a Title I school.

**Goal 2:**

Goal 2: As a group of students progresses through the 3 grades offered at the school their progress toward meeting or exceeding expectations on the State mandated criterion referenced test will improve each year.

Actual Performance: Each cohort group at ACMS during the 2009-10 school year saw a greater number of students meeting or exceeding standards on the Reading, ELA, and Math CRCTs. The 8th grade class went from 95% meeting/exceeding on reading in 2008 to 98% this past year. In ELA they went from 83% in 2008 to 98% this year, and in math, from 46% in 2008 to 73% this year. The 7th grade class maintained a 98% and 96% meeting/exceeding rate on the reading and ELA tests respectively compared to last year, and in math, the class went from 68% to 92%.

**Goal 3:**

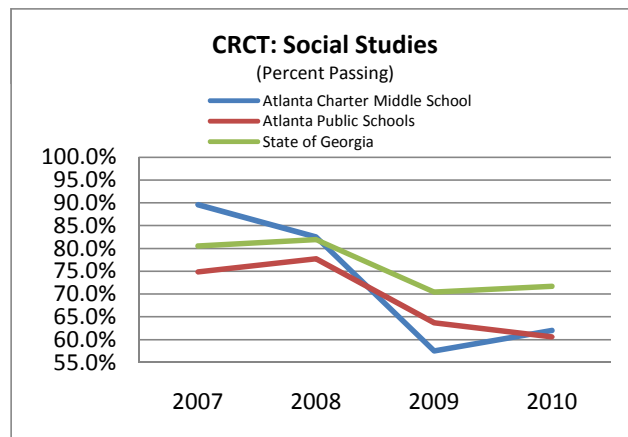
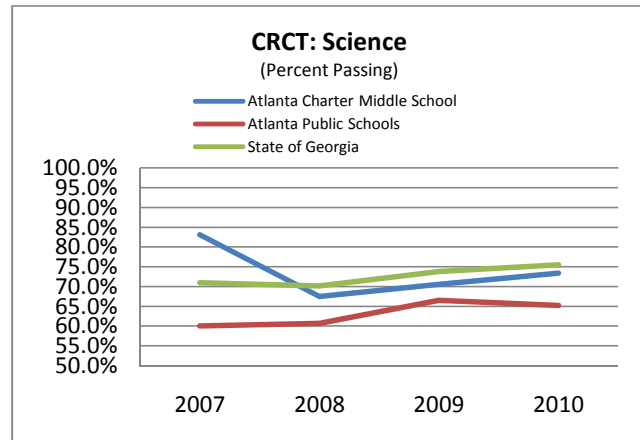
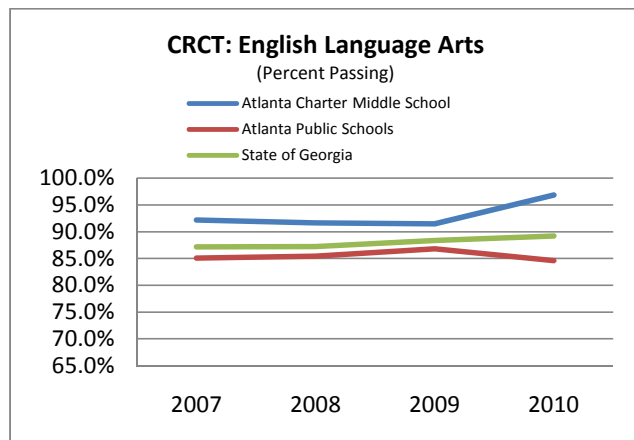
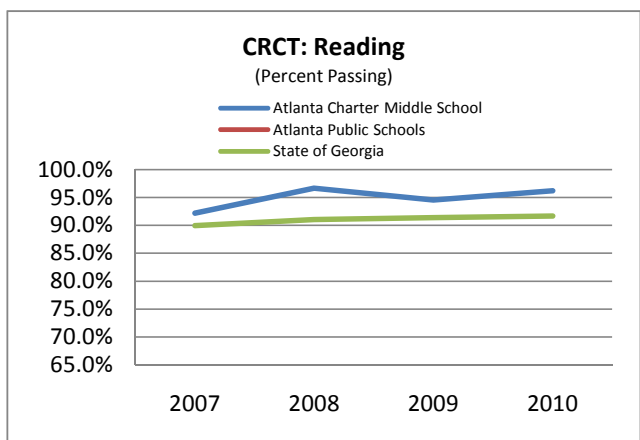
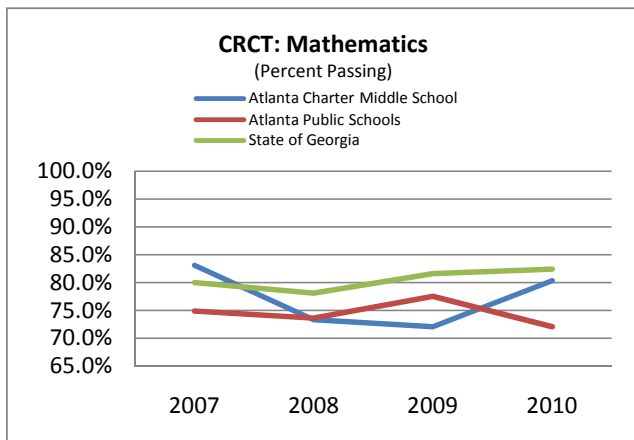
Goal 3: Each student at the Charter School will participate in at least 10 hours of community building and service activities each year.

Actual Performance: Each student enrolled at ACMS for the full academic year completed the required hours of community building and service, primarily through the school's advisory program. Some of these activities were focused on the school community itself, such as assisting with Grandparents Day, installing a new tetherball pole, and helping with yard work. Other activities turned students' attention outside of the school through service to the larger community. Some of these activities included volunteering at a neighborhood preschool, working at a homeless shelter, and organizing a school supplies drive for students in Honduras and in Haiti.

**Goal 4:**

Goal 4: The Charter School Governing Board will have three positions that will be filled by appointees from local community organizations and/or businesses.

Actual Performance: The ACMS Governing Board maintained close ties with the local community through continued representation on the board from South Atlantans for Neighborhood Development (SAND), the East Atlanta Community Association (EACA), and the Grant Park Neighborhood Association (GPNA). The SAND representative was Scott Smith, EACA was represented by Kelly Simons, and GPNA was represented by Ramiro Garcia. These members and school staff members also gave regular school updates at their respective neighborhood organization meetings.



# Baconton Community Charter School

**Principal:** Lynn Pinson  
**School Address:** 260 Walton St, Baconton, Georgia 31716  
**Phone Number:** 229-787-9999 **Email:** lhpinson@yahoo.com

## Mission Statement:

The mission of Baconton Community Charter School is to provide a safe, nurturing atmosphere in which to guide a diverse student body in the development of character and academic potential through a rigorous, content-rich, hands-on curriculum and on-going character enrichment that leads to an understanding of virtuous behavior and civic responsibility.

## At a Glance:

District:	Mitchell County	Enrollment:	729
Type:	Start-up	Title I:	No
Open:	09/05/00	Total Teachers:	47
Converted:	no	Total Administrators:	1
Grades Served:	PK-12	EMO Contract:	No
Waiting List:	Yes	Lottery:	Yes

## Academic Achievement CRCT:

	School CRCT Math	District CRCT Math	Better Than District? (Y/N)	School CRCT Reading	District CRCT Reading	Better Than District? (Y/N)
Does Not Meet	9.1%	15.9%	Yes	3.4%	6.5%	Yes
Meets	58.8%	64.3%	No	58.4%	72.3%	No
Exceeds Standard	32.1%	19.8%	Yes	38.3%	21.3%	Yes
Meets + Exceeds	90.9%	84.1%	Yes	96.6%	93.5%	Yes

## Academic Achievement GHSCT:

	School GHSCT Math	District GHSCT Math	Better Than District? (Y/N)	School GHSCT ELA	District GHSCT ELA	Better Than District? (Y/N)
Does Not Meet	0.0%	15.9%	Yes	0.0%	6.5%	Yes
Meets	35.1%	64.3%	No	35.1%	72.3%	No
Exceeds Standard	64.9%	19.8%	Yes	64.9%	21.3%	Yes
Meets + Exceeds	100.0%	84.1%	Yes	100.0%	93.5%	Yes

## Financial Accountability and Facilities Information:

Financial Accountability		Facilities Information	
School Surplus	No	School Owns Facility	Yes
Reserve Fund	Yes	Plans to Purchase Facility	No
Total Private Funding	\$10,000.00	Monthly Facility Cost	\$12,800.00
Total Debt	\$90,000.00	Yearly Facility Cost	\$261,340.00

**Adequate Yearly Progress (AYP) Information:**

Academic Accountability	2010	2009	2008	2007
School Made AYP	Met	Met	Met	Met
School is in Needs Improvement	No	No	No	No

For more information on this schools AYP results, please see [www.gadoe.org](http://www.gadoe.org) then go to AYP Report

**Academic Goals:**

In the space below, please enter at least three (3) goals but no more than four (4) that are stated in your charter and report on the progress that your school had made towards meeting each goal. Please provide at least two (2) goals that measure quantifiable student test results. If your school has not met a goal, please offer a brief explanation. Please limit each response to 100 words or less.

**Goal 1:**

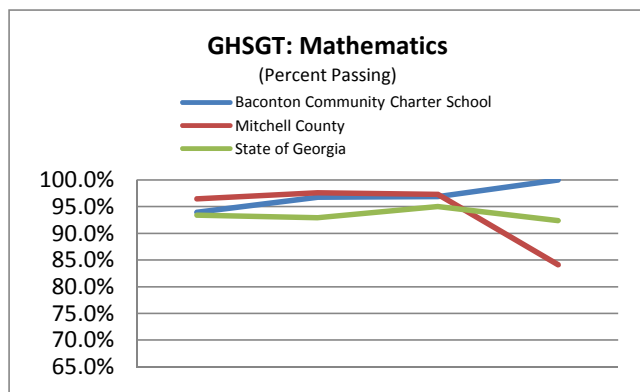
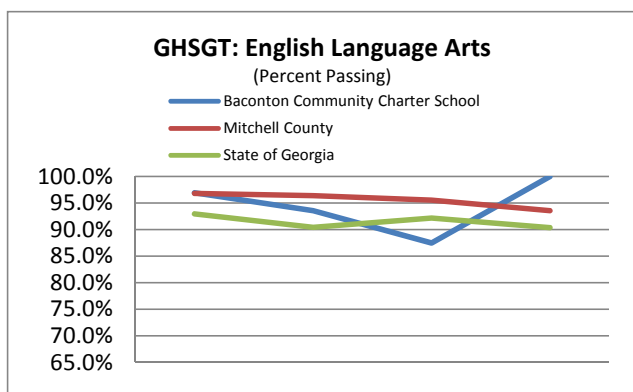
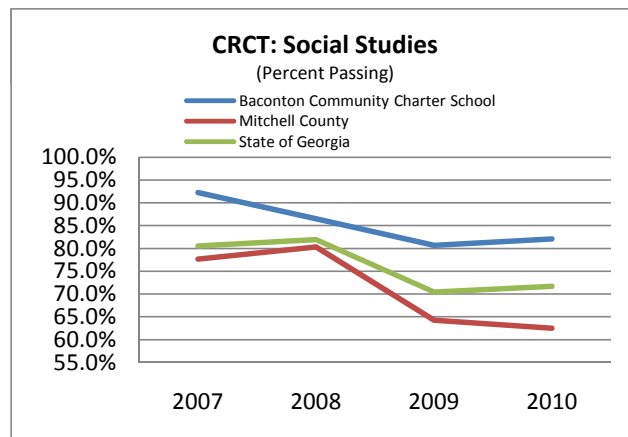
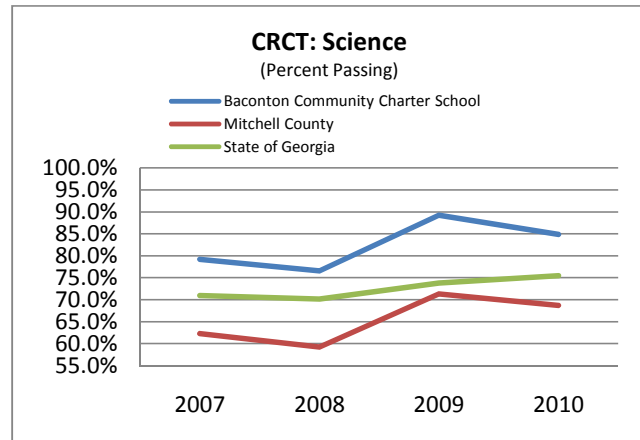
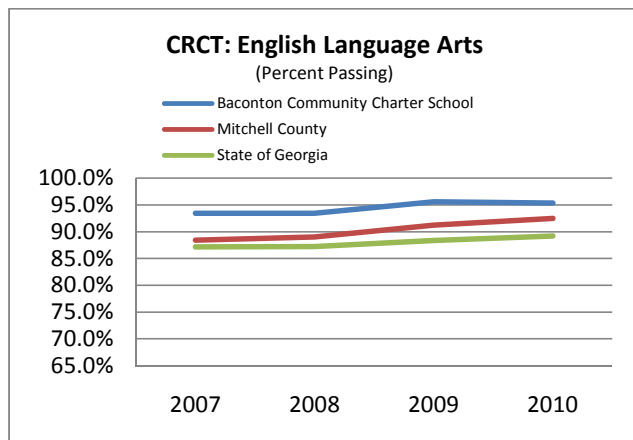
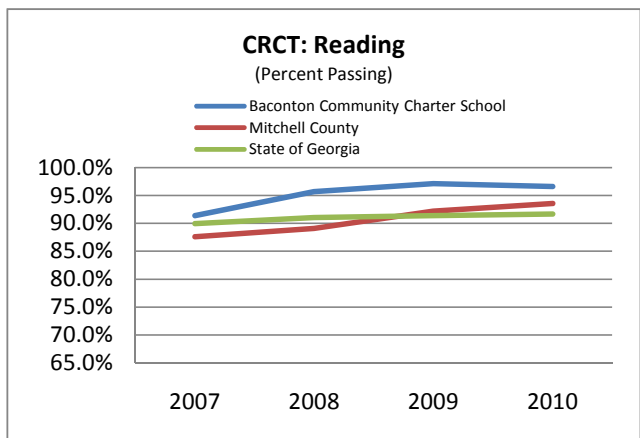
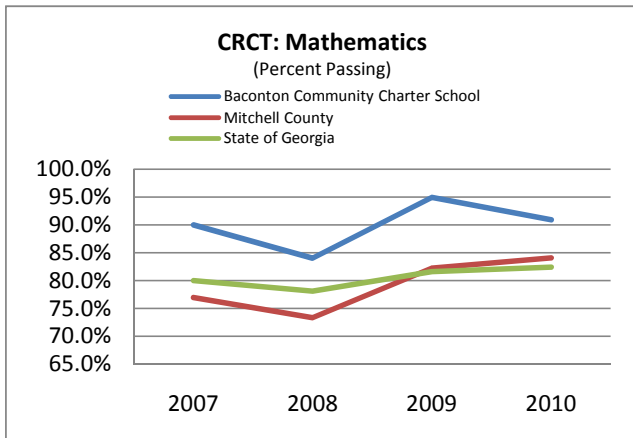
Goal 1: On the SAT-9 is grades 2-11 will perform at the 60%ile, K at the 75%ile and 1st at 70%ile in reading and math. Performance: All grades exceeded the math achievement goals on the SAT-9 as follows: K = 73; 1st = 78; 2nd = 76; 3rd = 79; 4th = 86; 5th = 66; 6th = 83 7th = 73; 8th = 72; 9th = 79; 10th = 63; 11th = 64. Seven of twelve grades exceeded the reading achievement goals on the SAT-9. The average percentiles for each grade were as follows: K = 86; 1st = 80; 2nd = 79; 3rd = 68; 4th = 66; 5th = 56; 6th = 63; 7th = 57; 8th = 61; 9th = 53; 10th = 54; 11th = 57.

**Goal 2:**

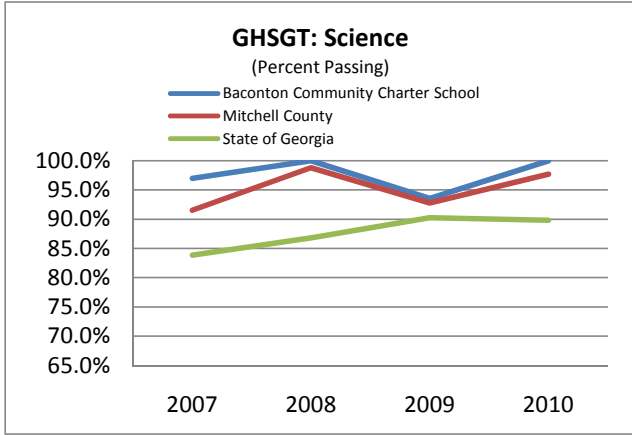
Goal 2: On the CRCT, 90% of students in each grade will meet or exceed the standards in reading and math. Performance: All grades exceeded the goal in reading, with 100% of students in 2nd, 3rd and 8th grade passing. Meet + Exceed percentages were as follows: 1st = 97%; 4th = 95%; 5th = 90.4%; 6 = 93%; 7 = 95%. Six grades exceeded in math; meet + exceed percentages were as follows: 1st = 93%; 2nd = 98.3%; 3rd = 92%; 4th = 93%; 6th = 93%; 7th = 82%. Fifth grade (87% pass) and eighth grade (67% pass) did not meet the goal.

**Goal 3:**

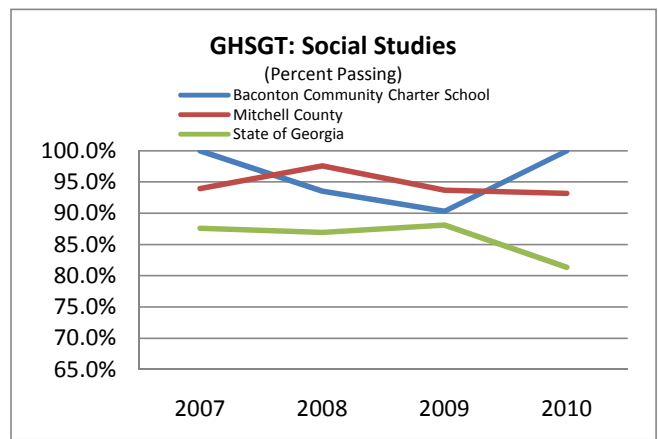
Goal 3: On the GHSGT 90% of students will meet or exceed the standard. Performance: Meets + Exceeds percentages were as follows: writing 100%, ELA 97%, math 97%, science 100%, social studies 94%. In ELA 63% scored advanced or honors. In math 73% scored Advanced. In science 70% scored Advanced or Honors. In social studies 51% scored Advanced or Honors.



2007      2008      2009      2010



2007      2008      2009      2010



# Berrien Academy Performance Learning Center

**Principal:** Chris Huckans  
**School Address:** 1015 Exum St, Nashville, Georgia 31639  
**Phone Number:** 229-686-6576 **Email:** karen.ball@berrien.k12.ga.us

## Mission Statement:

Berrien Academy's mission is to achieve high levels of learning for all students in a safe and positive environment.

## At a Glance:

District:	Berrien County	Enrollment:	67
Type:	Locally Approved Start-up	Title I:	No
Open:	08/07/05	Total Teachers:	5
Converted:	N/A	Total Administrators:	1
Grades Served:	9-12	EMO Contract:	No
Waiting List:	No	Lottery:	No

## Academic Achievement GHS GT:

	School GHS GT Math	District GHS GT Math	Better Than District? (Y/N)	School GHS GT ELA	District GHS GT ELA	Better Than District? (Y/N)
Does Not Meet	7.7%	17.4%	Yes	25.9%	5.9%	No
Meets	80.8%	55.4%	Yes	48.1%	61.9%	No
Exceeds Standard	11.5%	27.2%	No	25.9%	32.2%	No
Meets + Exceeds	92.3%	82.6%	Yes	74.1%	94.1%	No

## Financial Accountability and Facilities Information:

Financial Accountability		Facilities Information	
School Surplus	No	School Owns Facility	No
Reserve Fund	No	Plans to Purchase Facility	Does not apply
Total Private Funding	\$88,400.00	Monthly Facility Cost	\$0.00
Total Debt	\$0.00	Yearly Facility Cost	\$12,343.00

## Adequate Yearly Progress (AYP) Information:

Academic Accountability	2010	2009	2008	2007
School Made AYP	Did Not Meet	N/A	N/A	N/A
School is in Needs Improvement	No	N/A	N/A	N/A

For more information on this schools AYP results, please see [www.gadoe.org](http://www.gadoe.org) then go to AYP Report

**Academic Goals:**

In the space below, please enter at least three (3) goals but no more than four (4) that are stated in your charter and report on the progress that your school had made towards meeting each goal. Please provide at least two (2) goals that measure quantifiable student test results. If your school has not met a goal, please offer a brief explanation. Please limit each response to 100 words or less.

**Goal 1:**

Target Goal 1: Decrease the dropout rate in Berrien County. Each year, a new goal will be set for the following year for the duration for the charter. By the end of SY2008-09, the dropout rate for grades 9-12 will be below the dropout rate for the State of Georgia.

Actual Performance: This goal was met in 2009. Berrien County's dropout rate was 3.6 while the dropout rate for the state of Georgia was 3.8%. The Berrien County's 9-12 dropout rate of 3.8% is a 1.6% decrease from the previous year's dropout rate of 5.2%.

**Goal 2:**

Target Goal 2: Increase on-time graduation in Berrien County. Each year, a new goal will be set for the following year for the duration for the charter. By the end of SY2008-09, the high school graduation rate will meet or exceed the graduation rate for the State of Georgia.

Actual Target Performance: Berrien County's graduation rate was higher than the state's graduation both in 2006-2007 (Berrien – 77.3%; State – 72.3%) and 2007-2008 (Berrien 77.6%; State – 75.4%). The Berrien County graduation rate dipped to 70% in 2009 while the state rate was 78.9%. The 2009 graduation was a more realistic graduation rate for the county. Due to the need to regain lost ground, a reasonable growth rate of 3% was set. For this past year, Berrien County again rose to 75.2%, an increase of 5.2%. As the state rate for 2010 is listed at 79.8%, Berrien County has not completely made up lost ground.

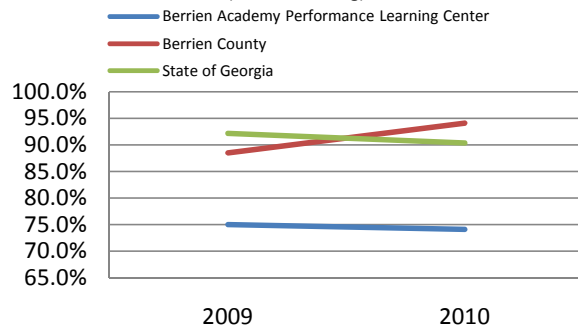
**Goal 3:**

Goal 3: Increase the number of students receiving college preparatory diplomas. Baseline data will be established at the end of SY2005-06. Each year, a new goal will be set for the following year for the duration for the charter. The number of students receiving a college preparatory diploma within the Berrien County School System will increase.

Performance: In 2005-2006 there were a total of 145 regular diplomas awarded with 72 college prep/dual diplomas; 2006-2007 - 109 college prep/dual diplomas; 2007-2008 - 114 college prep/dual diplomas; 2008-2009 - 98 college prep/dual diplomas; 2009-2010 - 114 college prep/dual diplomas.

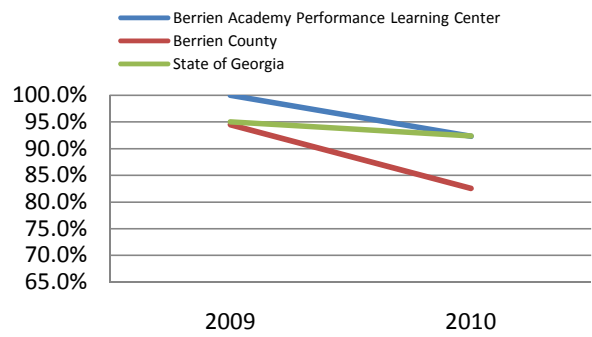
### GHSGT: English Language Arts

(Percent Passing)



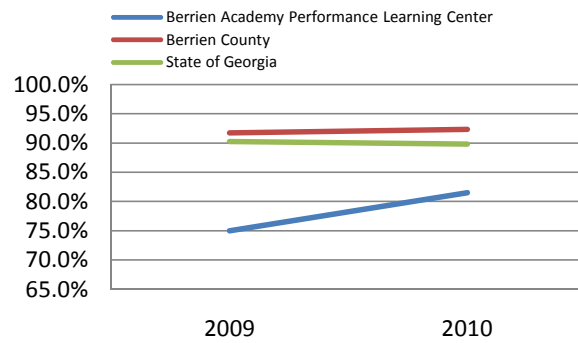
### GHSGT: Mathematics

(Percent Passing)



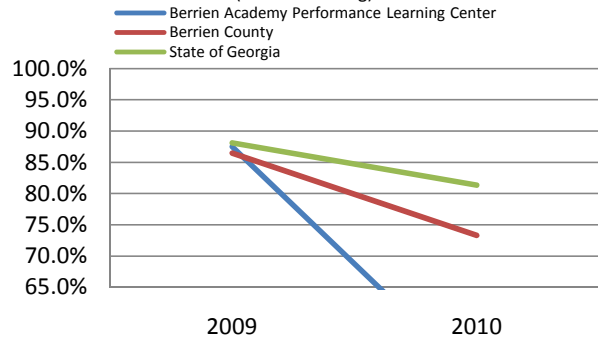
### GHSGT: Science

(Percent Passing)



### GHSGT: Social Studies

(Percent Passing)



# Bishop Hall Charter School

**Principal:** Rich Johnson  
**School Address:** 1819 E Clay St, Thomasville, Georgia 31792  
**Phone Number:** 229-227-1397 **Email:** johnsonr@rose.net

## Mission Statement:

Our mission is to provide students with academically sound and individually relevant curricula and social services within a safe, caring, and challenging environment which builds self-respect, self-reliance, and healthy decision-making skills.

## At a Glance:

District:	Thomas County	Enrollment:	112
Type:	Locally Approved Start-up	Title I:	No
Open:	07/01/99	Total Teachers:	11
Converted:	N/A	Total Administrators:	2
Grades Served:	9-12	EMO Contract:	No
Waiting List:	Yes	Lottery:	No

## Academic Achievement GHS GT:

	School GHS GT Math	District GHS GT Math	Better Than District? (Y/N)	School GHS GT ELA	District GHS GT ELA	Better Than District? (Y/N)
Does Not Meet	24.3%	20.0%	No	35.1%	8.1%	No
Meets	67.6%	58.3%	Yes	45.9%	63.6%	No
Exceeds Standard	8.1%	21.6%	No	18.9%	28.3%	No
Meets + Exceeds	75.7%	80.0%	No	64.9%	91.9%	No

## Financial Accountability and Facilities Information:

Financial Accountability		Facilities Information	
School Surplus	Yes	School Owns Facility	Yes
Reserve Fund	Yes	Plans to Purchase Facility	No
Total Private Funding	\$250,000.00	Monthly Facility Cost	\$4,880.00
Total Debt	\$0.00	Yearly Facility Cost	\$58,560.00

## Adequate Yearly Progress (AYP) Information:

Academic Accountability	2010	2009	2008	2007
School Made AYP	Did Not Meet	Did Not Meet	Did Not Meet	Did Not Meet
School is in Needs Improvement	No	N/A	N/A	N/A

For more information on this schools AYP results, please see [www.gadoe.org](http://www.gadoe.org) then go to AYP Report

**Academic Goals:**

In the space below, please enter at least three (3) goals but no more than four (4) that are stated in your charter and report on the progress that your school had made towards meeting each goal. Please provide at least two (2) goals that measure quantifiable student test results. If your school has not met a goal, please offer a brief explanation. Please limit each response to 100 words or less.

**Goal 1:**

Goal 1 Bishop Hall Charter School will increase the graduation rate in Thomas County by 5% each year until the graduation rate is 100%. If the graduation rate is greater than 95%, then the target increase will be 1% - 4% required to obtain 100% by the academic year 2013-14 subject to NCLB and AYP requirements..

Target rate was 80% this year for the county, and the achieved rate was 80.7%. Our goal was to support that rate with 5% of the graduates. This year we graduated 47 students out of the county total of 386. Our percentage of the county's rate was approximately 12%. We exceeded our primary goal by nearly 7%. The target number of grads for Bishop Hall was twenty. Graduation rate including BHCS was 80.8%

**Goal 2:**

Goal 2: Goal 5: Bishop Hall Charter School students will increase the percentage of passing grades on each of the five GHS GT (Georgia High School Graduation Tests) by significant enough percentage to reach 100% in each category( or as required by revised NCLB/AYP Annual Measurable Objectives) by academic year 2013-14.

Target rates were 80% for each of the five GHS GT areas for our seniors. BHCS achieved over 90% in each area. LA: 98%, Math 96%, Writing 95%, Social Studies 92%, and Science 97%

**Goal 3:**

Goal 3: Goal 4: Bishop Hall Charter School will expose students to experiences which serve to further their educational and occupational goals.

All students at Bishop Hall will be required to take at least one academic class at a technical college or a public/private college/university prior to graduation; or students at Bishop Hall will have the opportunity to participate in a quality internship/externship in order to facilitate career development.

At least 50% of Bishop Hall students will participate in at least one field trip/experiential activity during the course of each academic year. One hundred percent of our graduates completed at least one class at Southwest Georgia Technical College or Thomas University or successfully completed a quality internship. Out of the 47 grads, six completed internships. Forty-one grads completed a college level course. Seventy-five percent of our student population participated in field trips, exceeding our goal of 50%.

**Goal 4:**

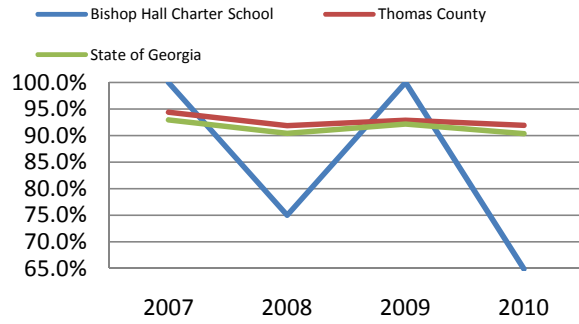
Goal 4: Goal 2: Bishop Hall Charter School will put in place interventions to improve student academic performance.

Upon entrance, each student will be TABE tested to determine baseline academic functioning in the areas of Language and Mathematics. Students at Bishop Hall will increase their grade level performance, as determined by diagnostic testing, at least one grade level per year in the areas of Language and Mathematics. Bishop Hall Charter School will increase the average number of academic credits earned per student per year by at least one.

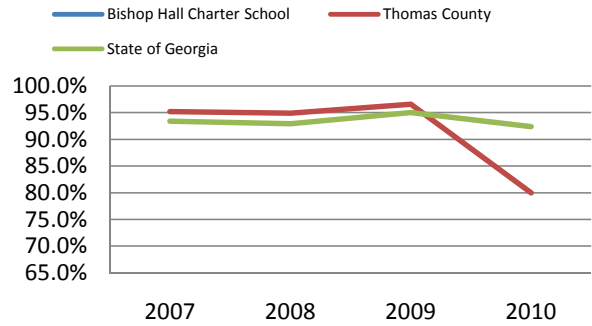
Sixty percent of math students and fifty-four percent of Language students improved by one grade level according to TABE testing. However, forty percent of our students were graduating seniors and were only tested on the graduation test. Seniors passing the graduation test (see Goal #2...our Goal 5) allowed Bishop Hall to meet its academic goal of 80% successfully improving academically.

This year 58% of our students increased their credit accrual as compared to the year before. Twenty-five percent of our student population were seniors and although they did not increase their credit accrual, their credit requirements for graduation were also less. In actuality, only 13% of our students did not increase the number of credits earned when compared to their last academic year.

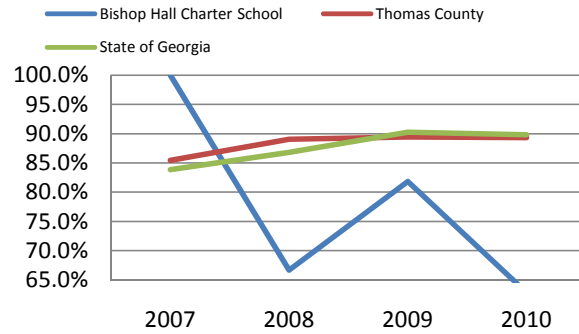
### GHSGT: English Language Arts (Percent Passing)



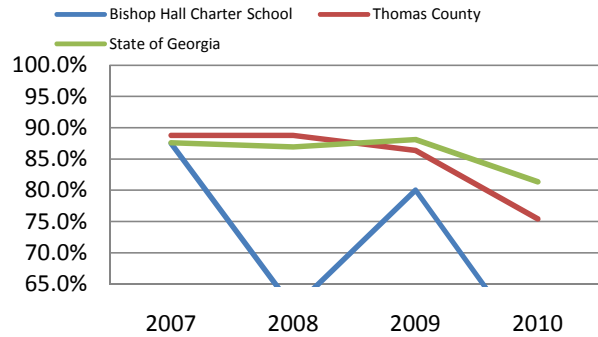
### GHSGT: Mathematics (Percent Passing)



### GHSGT: Science (Percent Passing)



### GHSGT: Social Studies (Percent Passing)



# Brighten Academy

**Principal:** Soundra Pollocks  
**School Address:** 3264 Brookmont Pkwy, Douglasville, Georgia 30135  
**Phone Number:** 770-615-3675 **Email:** spollocks@brightenacademy.com

## Mission Statement:

The mission of Brighten Academy is to provide a productive learning environment with a highly qualified staff committed to using an innovative, research based instructional model that produces measured growth in every student every year.

## At a Glance:

District:	Douglas County	Enrollment:	387
Type:	Start-up	Title I:	No
Open:	08/01/06	Total Teachers:	25
Converted:	N/A	Total Administrators:	2
Grades Served:	K-8	EMO Contract:	No
Waiting List:	Yes	Lottery:	Yes

## Academic Achievement CRCT:

	School CRCT Math	District CRCT Math	Better Than District? (Y/N)	School CRCT Reading	District CRCT Reading	Better Than District? (Y/N)
Does Not Meet	8.8%	21.0%	Yes	1.7%	8.5%	Yes
Meets	40.8%	52.2%	No	40.2%	59.7%	No
Exceeds Standard	50.4%	26.8%	Yes	58.1%	31.8%	Yes
Meets + Exceeds	91.2%	79.0%	Yes	98.3%	91.5%	Yes

## Financial Accountability and Facilities Information:

Financial Accountability		Facilities Information	
School Surplus	Yes	School Owns Facility	Yes
Reserve Fund	No	Plans to Purchase Facility	Does not apply
Total Private Funding	\$96,469.00	Monthly Facility Cost	\$19,491.00
Total Debt	\$1,987,556.94	Yearly Facility Cost	\$357,183.00

## Adequate Yearly Progress (AYP) Information:

Academic Accountability	2010	2009	2008	2007
School Made AYP	Met	Met	Met	Met
School is in Needs Improvement	No	No	No	No

For more information on this schools AYP results, please see [www.gadoe.org](http://www.gadoe.org) then go to AYP Report

**Academic Goals:**

In the space below, please enter at least three (3) goals but no more than four (4) that are stated in your charter and report on the progress that your school had made towards meeting each goal. Please provide at least two (2) goals that measure quantifiable student test results. If your school has not met a goal, please offer a brief explanation. Please limit each response to 100 words or less.

**Goal 1:**

Goal 1: Meet or exceed state and district average standardized test scores on the CRCT

Brighten Academy exceeded state and district scores in all content areas of the CRCT and in all grade levels. On average, Brighten students in Kindergarten through grade five exceeded the county's reading scores by 6.6%, math scores by 11.2%, and English Language Arts by 11.4%. Our middle school students in grades six through eight exceeded the county scores in reading by 8.4%, math by 12%, and English Language Arts by 7.6%.

**Goal 2:**

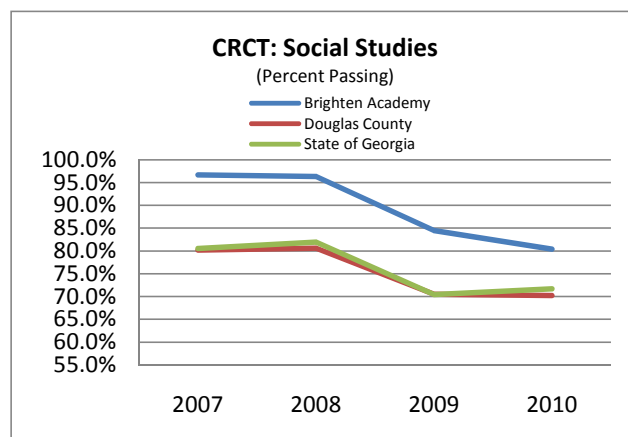
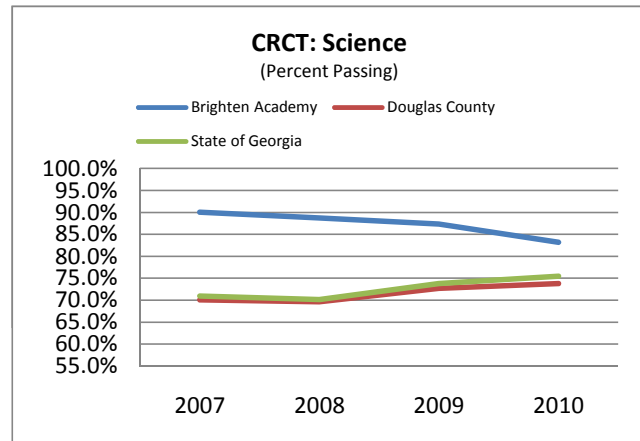
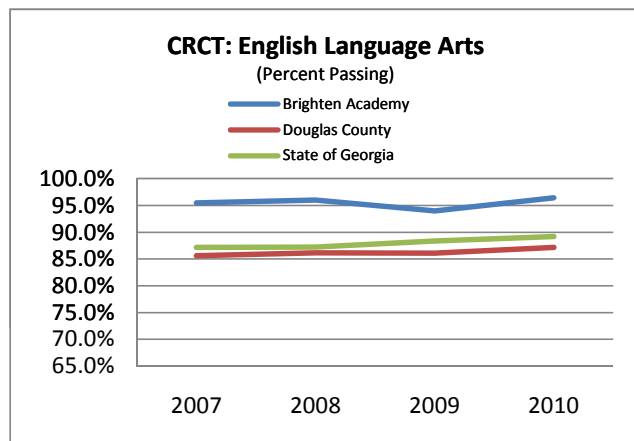
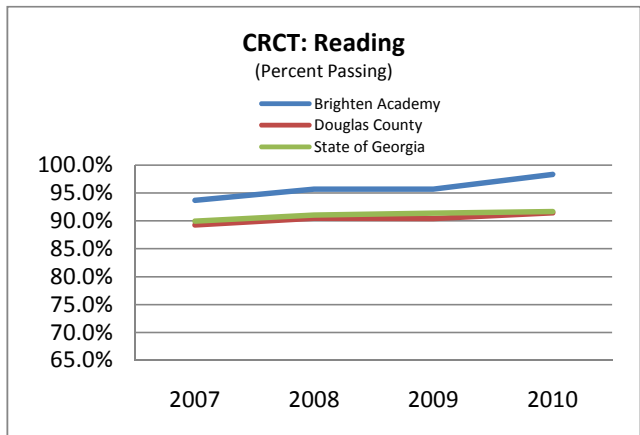
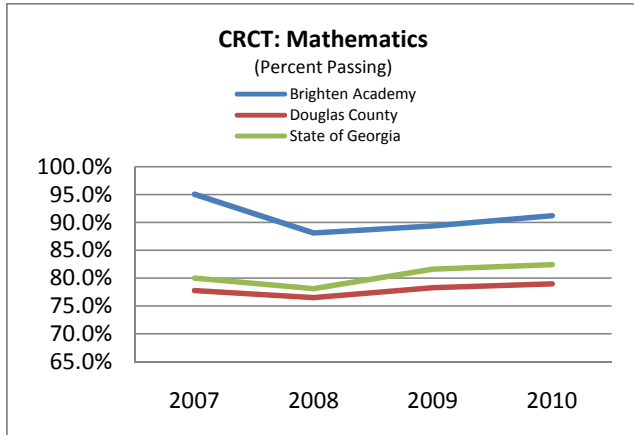
Goal 2: Demonstrate proficiency in writing by meeting or exceeding all state and district average scores on the Georgia Writing Assessment.

Met Goal. The Douglas County School System had 68% of its fifth grade students meet or exceed standards, the state average was 73%, and Brighten's average was 80%. The eighth grade students at Brighten also exceeded state and county averages by having 91% meet and exceed. The county had 78% meet and exceed and the state average was 79%. The third grade students at Brighten Academy outscored the county and state in each area of writing and type of writing.

**Goal 3:**

Goal 3: Increase parental and Community Involvement

For the 2009-2010 school year, we had 100% of our parents meet their parental obligations outlined on the parent contract. Our students also participated in at least 2 community service projects throughout the school year. We increased our Partner In Education program to aggressively fundraise over \$250,000.00 by securing grants, donated products and services, and donations toward our capital campaign.



# CCAT School

**Principal:** Dr. Kathy Harwood  
**School Address:** 149 Northside Dr East, Statesboro, Georgia 30458  
**Phone Number:** 912-764-5888 **Email:** kharwood@chartercat.org

## Mission Statement:

Charter Conservatory's educational environment fosters a love for learning, student initiative and innovation in multi-grade, student-centered classrooms that employ constructivist and multiple intelligence theory.

## At a Glance:

District:	CCAT	Enrollment:	131
Type:	Start-up	Title I:	Yes
Open:	08/07/02	Total Teachers:	14
Converted:	n/a	Total Administrators:	4
Grades Served:	5-12	EMO Contract:	No
Waiting List:	Yes	Lottery:	Yes

## Academic Achievement CRCT:

	School CRCT Math	District CRCT Math	Better Than District? (Y/N)	School CRCT Reading	District CRCT Reading	Better Than District? (Y/N)
Does Not Meet	45.5%	45.5%	Equal	5.5%	5.5%	Equal
Meets	40.0%	40.0%	Equal	61.8%	61.8%	Equal
Exceeds Standard	14.5%	14.5%	Equal	32.7%	32.7%	Equal
Meets + Exceeds	54.5%	54.5%	Equal	94.5%	94.5%	Equal

## Academic Achievement GHS GT:

	School GHS GT Math	District GHS GT Math	Better Than District? (Y/N)	School GHS GT ELA	District GHS GT ELA	Better Than District? (Y/N)
Does Not Meet	0.0%	0.0%	Equal	0.0%	0.0%	Equal
Meets	60.9%	60.9%	Equal	43.5%	43.5%	Equal
Exceeds Standard	39.1%	39.1%	Equal	56.5%	56.5%	Equal
Meets + Exceeds	100.0%	100.0%	Equal	100.0%	100.0%	Equal

## Financial Accountability and Facilities Information:

Financial Accountability		Facilities Information	
School Surplus	Yes	School Owns Facility	Yes
Reserve Fund	No	Plans to Purchase Facility	No
Total Private Funding	\$26,499.00	Monthly Facility Cost	6500
Total Debt	\$0.00	Yearly Facility Cost	\$157,109.00

**Adequate Yearly Progress (AYP) Information:**

Academic Accountability	2010	2009	2008	2007
School Made AYP	Did Not Meet	Met	Met	Met
School is in Needs Improvement	No	No	No	No

For more information on this schools AYP results, please see [www.gadoe.org](http://www.gadoe.org) then go to AYP Report

**Academic Goals:**

In the space below, please enter at least three (3) goals but no more than four (4) that are stated in your charter and report on the progress that your school had made towards meeting each goal. Please provide at least two (2) goals that measure quantifiable student test results. If your school has not met a goal, please offer a brief explanation. Please limit each response to 100 words or less.

**Goal 1:**

Charter Conservatory shall improve student achievement at the 6th, 7th and 8th and 11th grade levels in mathematics.

Actual Performance: Met Goal - Met mean and median levels in math. Mathematics continues to be our area of concern. However, the mean and median are a better predictor of success in our small system. The mean scores were: 6th - 820, 7th - 809, 8th - 805, for a middle school average mean of 820 (800 is passing). The 11th grade mean scores were: 528 (500 is passing). The median scores were: 6th - 815, 7th - 799, 8th - 806, for a middle school average median of 807. The 11th grade median scores were: 524. The 7th (or this year's 8th grade) remains our area of concern, and all Title I and other resources are being used to meet that need.

**Goal 2:**

Charter Conservatory shall improve student achievement at the 6th, 7th and 8th and 11th grade levels in reading.

Actual Performance: Met Goal - Met and exceeded mean and median levels in reading.

Reading continues to be our area of success. The mean and median scores accent that success. The mean scores were: 6th - 847, 7th - 829, 8th - 834, for a middle school average mean of 837 (800 is passing). The 11th grade mean scores were: 245 (200 is passing). The median scores were: 6th - 845 7th - 820, 8th - 835, for a middle school average median of 833. The 11th grade median scores were: 235. In the NRTs, all grades were grade level or higher. We are proud of our success in Reading and will continue to emphasize this important area of the curriculum.

**Goal 3:**

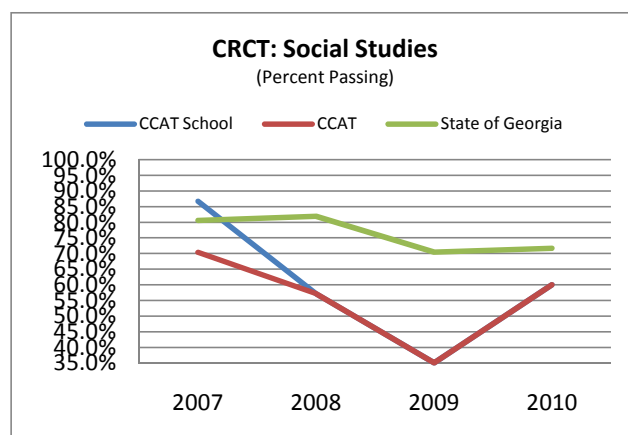
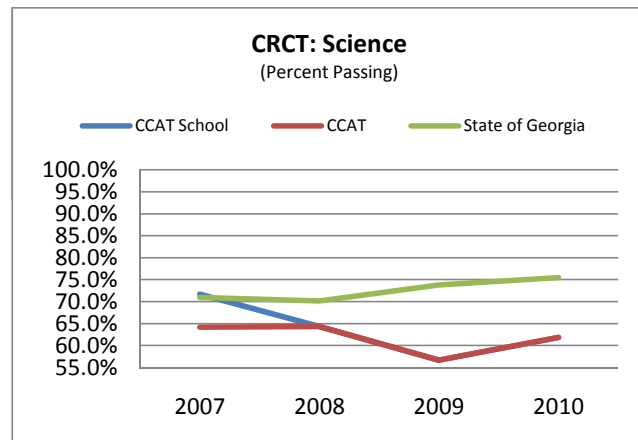
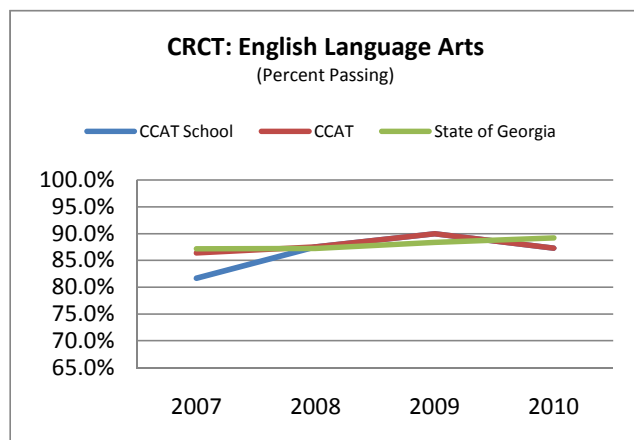
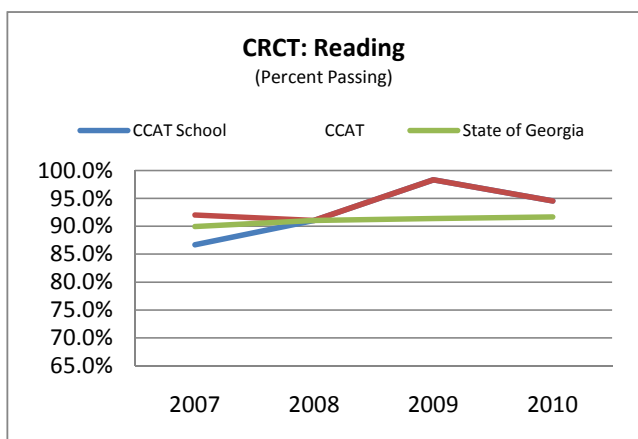
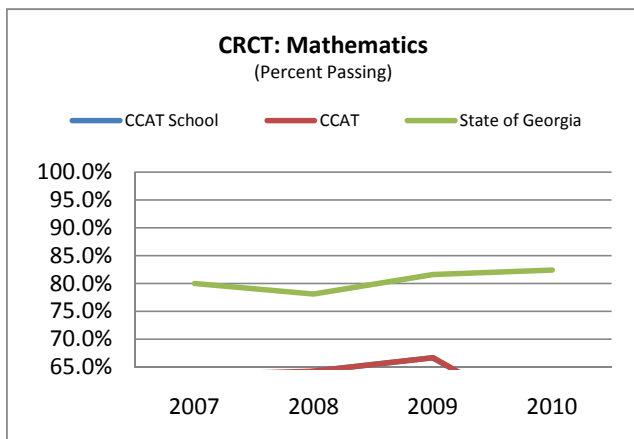
Charter Conservatory shall improve student achievement at the 6th, 7th and 8th and 11th grade levels in social studies & science.

Actual Performance: Met Goal - Met mean and median levels in social studies & Reading. Since we have multi-grade groupings in S.S. & Science, CRCTs do not often reflect what is taught. However, the mean scores were: S.S: 6th - 810, 7th - 802, 8th - 840, for a middle school average mean of 817 (800 is passing), Science: 6th - 801, 7th - 817, 8th - 827, for a middle school average mean of 815 (800 is passing). The 11th grade mean scores were: SS: 226, Science: 228 (200 is passing). The median scores were: S.S: 6th - 814, 7th - 797, 8th - 804, for a middle school average median of 805 (800 is passing), Science: 6th - 808, 7th - 816, 8th - 802, for a middle school average median of 809 (800 is passing). The 11th grade median scores were: SS: 214, Science 226 (200 is passing). In the NRTs, all grades were grade level or higher.

**Goal 4:**

Charter Conservatory shall improve student achievement at the high school level.

Actual Performance: Met and exceed Goal in 11th grade performance & graduation rate, post-secondary attendance. One of our real successes last year was that strides our 11th grade students have made since 8th grade. For example, In reading they went from 78% passing to 100%, in math from 50% passing to 96%, and in the Norm Referenced Tests, they went from the 49 percentile (50% percentile is grade level) in 2007 to the 62nd percentile in 2010! This is a “real life” example of how our constructivist philosophy helps students to improve over time. We graduated 91% of our students this year, with a post-secondary attendance rate of 80%.



# Challenge Charter Academy

Principal: TBD  
 School Address: 8134 Geiger St, NW, Covington, Georgia 30014  
 Phone Number: TBD Email: worthy.ernetta@newton.k12.ga.us

## Mission Statement:

The Challenge Foundation's overall mission is to create a small secondary school (grades 6-12) with a caring, supportive and inclusive learning environment that holds high behavioral and academic expectations for all students. It will be a school in which students and staff have the opportunity to thrive. These are students who were on a path to dropping out, students who have dropped out, students who have repeated one or more grade levels, students needing to recover credits, students with the risk of become further involved with the juvenile justice system and/or becoming further economically disadvantaged. They will be placed on a path to high school graduation, post-secondary education, and productive employment-the overarching goal for student achievement.

## At a Glance:

District:	Newton County	Enrollment:	111
Type:	Start-up	Title I:	Yes
Open:	08/01/08	Total Teachers:	16
Converted:	N/A	Total Administrators:	1
Grades Served:	6-12	EMO Contract:	No
Waiting List:	Yes	Lottery:	No

## Academic Achievement CRCT:

	School CRCT Math	District CRCT Math	Better Than District? (Y/N)	School CRCT Reading	District CRCT Reading	Better Than District? (Y/N)
Does Not Meet	63.8%	20.7%	No	20.7%	9.5%	No
Meets	36.2%	57.7%	No	79.3%	65.4%	Yes
Exceeds Standard	0.0%	21.6%	No	0.0%	25.1%	No
Meets + Exceeds	36.2%	79.3%	No	79.3%	90.5%	No

## Financial Accountability and Facilities Information:

Financial Accountability		Facilities Information	
School Surplus	No	School Owns Facility	Yes
Reserve Fund	No	Plans to Purchase Facility	No
Total Private Funding	\$0.00	Monthly Facility Cost	\$6,000.00
Total Debt	\$0.00	Yearly Facility Cost	60,500 plus 72,000 for rent

## Adequate Yearly Progress (AYP) Information:

Academic Accountability	2010	2009	2008	2007
School Made AYP	Met	Did Not Meet	N/A	N/A
School is in Needs Improvement	No	No	N/A	N/A

For more information on this schools AYP results, please see [www.gadoe.org](http://www.gadoe.org) then go to AYP Report

**Academic Goals:**

In the space below, please enter at least three (3) goals but no more than four (4) that are stated in your charter and report on the progress that your school had made towards meeting each goal. Please provide at least two (2) goals that measure quantifiable student test results. If your school has not met a goal, please offer a brief explanation. Please limit each response to 100 words or less.

**Goal 1:**

In 2009-2010, 75% 8th graders will pass the Reading portion of the CRCT

87% of 8th graders passed the Reading portion of the CRCT.

**Goal 2:**

Decrease the number of students absent from school 15 or more days by approximately five percent each year.

In 2009-2010, 36% of students were absent more than ten days. In 2008-2009, 40% of students were absent more than ten days.

**Goal 3:**

In 2009-2010, Math CRCT scores will increase 15% for students meeting and exceeding.

In 2009-2010, in math, CCA had an increase of 26.1% of total students passing in the eighth grade.

**Goal 4:**

In 2009-2010, CCA will have a 5% increase in the Math portion of the Georgia High School Graduation Test.

There was a 65% increase of students passing the Math portion of the GHSGT.

# Chamblee Charter High School

**Principal:** Rochelle Lowery  
**School Address:** 3688 Chamblee-Dunwoody Rd, Chamblee, Georgia 30341  
**Phone Number:** 678-676-6903 **Email:** lrp3363@fa.dekalb.k12.ga.us

## Mission Statement:

The mission of Chamblee Charter High School is to foster excellence by promoting the intellectual, social, moral and physical growth of every student.

## At a Glance:

District:	DeKalb County	Enrollment:	1512
Type:	Conversion	Title I:	No
Open:	08/01/01	Total Teachers:	97
Converted:	07/01/00	Total Administrators:	5
Grades Served:	9-12	EMO Contract:	No
Waiting List:	Yes	Lottery:	Yes

## Academic Achievement GHS GT:

	School GHS GT Math	District GHS GT Math	Better Than District? (Y/N)	School GHS GT ELA	District GHS GT ELA	Better Than District? (Y/N)
Does Not Meet	6.1%	27.9%	Yes	6.9%	13.0%	Yes
Meets	23.0%	50.3%	No	18.3%	60.5%	No
Exceeds Standard	70.9%	21.8%	Yes	74.8%	26.4%	Yes
Meets + Exceeds	93.9%	72.1%	Yes	93.1%	87.0%	Yes

## Financial Accountability and Facilities Information:

Financial Accountability		Facilities Information	
School Surplus	No	School Owns Facility	Yes
Reserve Fund	No	Plans to Purchase Facility	Does not apply
Total Private Funding	\$0.00	Monthly Facility Cost	N/A
Total Debt	\$0.00	Yearly Facility Cost	N/A

## Adequate Yearly Progress (AYP) Information:

Academic Accountability	2010	2009	2008	2007
School Made AYP	Met	Met	Met	Met
School is in Needs Improvement	No	No	No	No

For more information on this schools AYP results, please see [www.gadoe.org](http://www.gadoe.org) then go to AYP Report

**Academic Goals:**

In the space below, please enter at least three (3) goals but no more than four (4) that are stated in your charter and report on the progress that your school had made towards meeting each goal. Please provide at least two (2) goals that measure quantifiable student test results. If your school has not met a goal, please offer a brief explanation. Please limit each response to 100 words or less.

**Goal 1:**

The total number of students taking the ACT and pre-ACT tests (EXPLORE and PLAN) will increase 10% over the duration of the charter. The baseline for comparison will be the 2008-2009 academic year. Met goal. The total number of students taking the ACT increased -- 2008=118, 2009=153, and 2010=174. The pre-ACT (EXPLORE and PLAN) baseline data was established in 2009-2010. The total number of students taking EXPLORE during 2009-2010 was 373. The total number of students taking PLAN during 2009-2010 was 311.

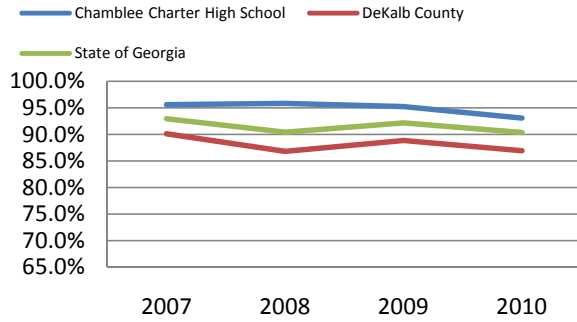
**Goal 2:**

The number of students taking at least one Advanced Placement test will increase 5% over the duration of the charter. The number of Advanced Placement test scores of 3 or higher will rise 3% over the duration of the charter. Met goal. In 2009, 465 students took at least one AP test; 887 exams were administered. In 2010, 492 students took at least one AP test; 982 exams were administered. During 2008-2009, 67.9% of the students scored 3 or higher. During 2009-2010, 66.6% scored 3 or higher.

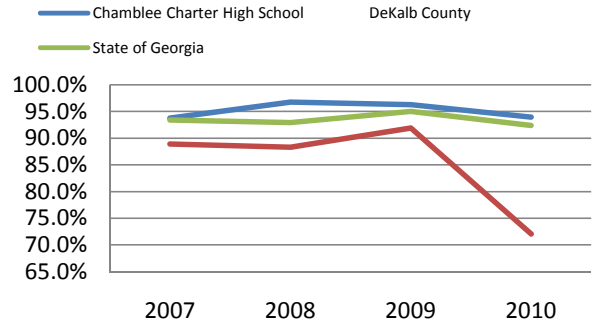
**Goal 3:**

A comparative effectiveness of the Accelerated Mathematics Program (AMP) will be charted over the duration of the charter. The data will demonstrate how well the AMP students perform compared with other mathematically accelerated students at state, national and international levels. Met goal. The performance of CCHS students, who are in the Accelerated Mathematics Program, is continuously evaluated through participating in numerous mathematics examinations involving the best public and private high schools at the local, state, and national levels. CCHS students continue to demonstrate their fine accomplishments. Because of space limitations only the major 2009-10 mathematics examinations are listed: Greater Atlanta Mathematics Examinations, First Place (9th consecutive championship); Lassiter Invitational, First Place; Georgia GCTM State Tournament, First Place in class AAAA; American Scholastic Mathematics Association, First Place Tier with special merit; National Mathematics Fax, Fifth Place in Algebra II and Fifth Place in Advanced Math; National Mandelbrot Competitions; Third Place in the South Eastern Region; some of the students because of their high scores on the American Mathematics Competitions (AMC), participated in the American Invitational Mathematics Examinations, American Regional Mathematics League, and U.S.A. Mathematical Olympiad.

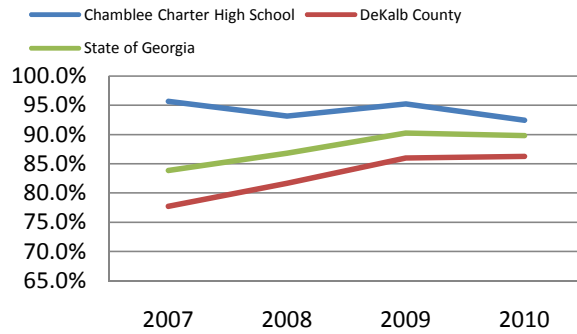
### GHSgt: English Language Arts (Percent Passing)



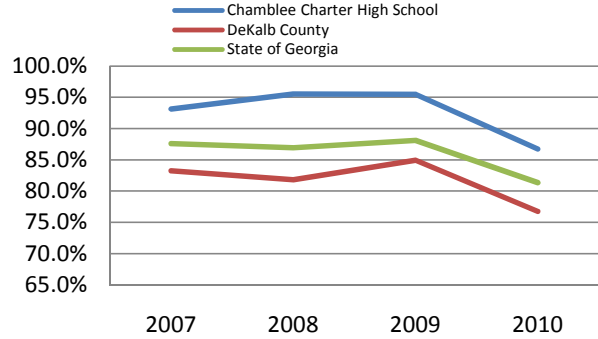
### GHSgt: Mathematics (Percent Passing)



### GHSgt: Science (Percent Passing)



### GHSgt: Social Studies (Percent Passing)



# Chesnut Elementary School

**Principal:** Dr. Richard Reid  
**School Address:** 4576 N Peachtree Rd, Dunwoody, Georgia 30338  
**Phone Number:** 678-676-7102 **Email:** richard\_W\_reid@fc.dekalb.k12.ga.us

## Mission Statement:

At Chesnut Charter School, we commit ourselves to educating the whole child – developing young people who are enthusiastic, knowledgeable, well rounded, physically active and thoughtful. Chesnut students will become honorable and contributing citizens internally motivated to achieve their highest potential.

## At a Glance:

District:	DeKalb County	Enrollment:	463
Type:	Conversion	Title I:	No
Open:	08/01/01	Total Teachers:	32
Converted:	08/01/00	Total Administrators:	2
Grades Served:	PK-3	EMO Contract:	No
Waiting List:	Yes	Lottery:	Yes

## Academic Achievement CRCT:

	School CRCT Math	District CRCT Math	Better Than District? (Y/N)	School CRCT Reading	District CRCT Reading	Better Than District? (Y/N)
Does Not Meet	11.5%	27.9%	Yes	4.1%	13.0%	Yes
Meets	45.9%	50.3%	No	39.1%	60.5%	No
Exceeds Standard	42.6%	21.8%	Yes	56.8%	26.4%	Yes
Meets + Exceeds	88.5%	72.1%	Yes	95.9%	87.0%	Yes

## Financial Accountability and Facilities Information:

Financial Accountability		Facilities Information	
School Surplus	No	School Owns Facility	Yes
Reserve Fund	No	Plans to Purchase Facility	Does not apply
Total Private Funding	\$40,000.00	Monthly Facility Cost	0
Total Debt	\$0.00	Yearly Facility Cost	\$0.00

## Adequate Yearly Progress (AYP) Information:

Academic Accountability	2010	2009	2008	2007
School Made AYP	Met	Met	Met	Met
School is in Needs Improvement	No	No	No	No

For more information on this schools AYP results, please see [www.gadoe.org](http://www.gadoe.org) then go to AYP Report

**Academic Goals:**

In the space below, please enter at least three (3) goals but no more than four (4) that are stated in your charter and report on the progress that your school had made towards meeting each goal. Please provide at least two (2) goals that measure quantifiable student test results. If your school has not met a goal, please offer a brief explanation. Please limit each response to 100 words or less.

**Goal 1:**

Target Goal: Thirty percent of full academic year (FAY) students who scored Level One on the previous year's Math CRCT will score Level Two or Level Three on the following year's CRCT.

Actual Performance: Met Goal. During the 2009-2010 school year 50 percent of students who had scored Level 1 in Math in 2008-2009, scored Level 2 on the 2010 CRCT.

**Goal 2:**

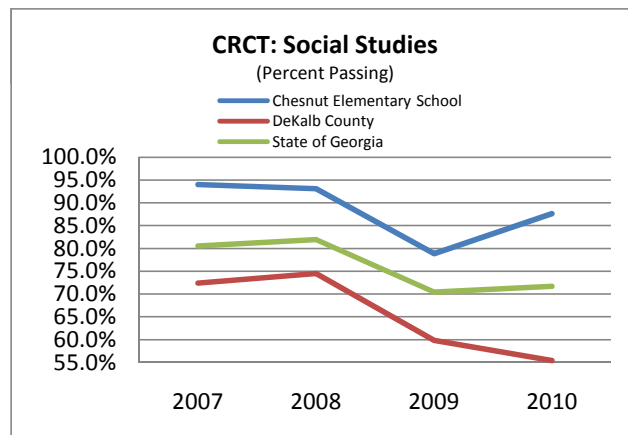
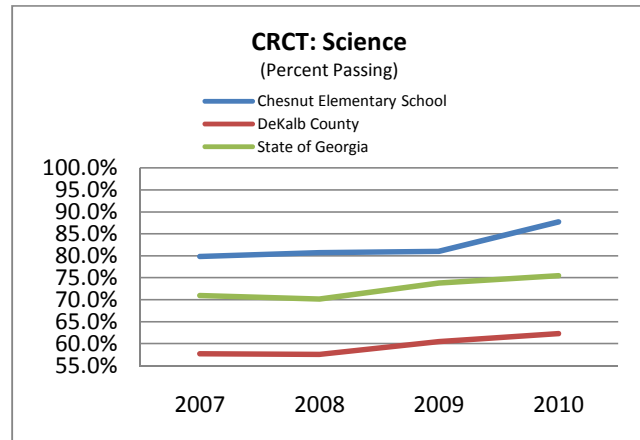
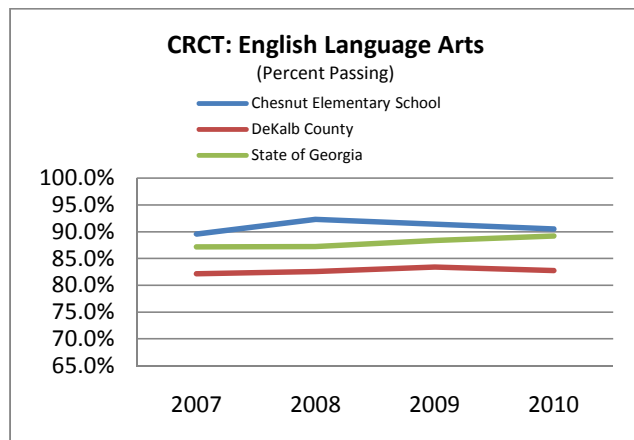
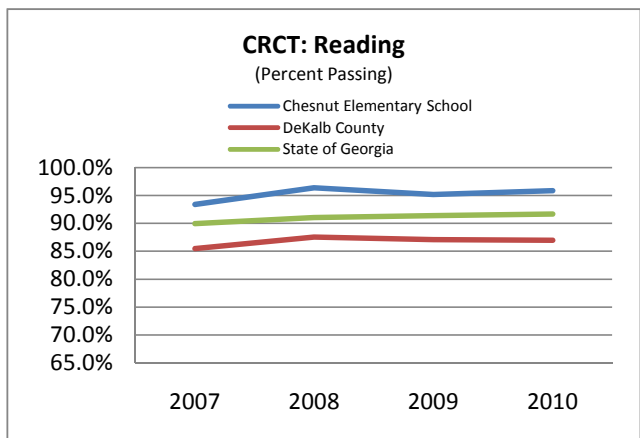
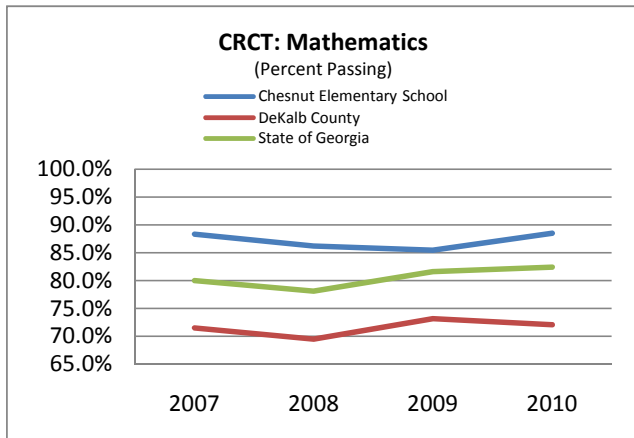
Target Goal: Thirty percent of full academic year students (FAY) who scored Level One on the previous year's English/Language Arts CRCT will score Level Two or Level Three on the following year's CRCT.

Actual Performance: Met Goal. During the 2009-2010 school year, 30 percent of students who had scored Level 1 in ELA 2008-2009, scored Level 2 on the 2010 CRCT.

**Goal 3:**

Target Goal: 20% of FAY students who scored Level 2 on the 2009 Reading CRCT will score Level 3 on the 2010 CRCT.

Actual Performance: Partially Met Goal. On the 2010 CRCT, 20% of first graders who had scored Level 2 on the Reading CRCT in 2009, scored Level 3. However, less than 20% of second graders who had scored Level 2 on the Reading CRCT in 2009, scored Level 3 in 2010. In order to move students from Level 2 on the Reading CRCT to Level 3, we will continue with small group instruction including center-based activities that focus on improving reading comprehension.



# Clubview Elementary School

**Principal:** Adele Lindsey  
**School Address:** 2836 Edgewood Rd, Columbus, Georgia 31906  
**Phone Number:** 706-565-3017 **Email:** alindsey@mcsdga.net

## Mission Statement:

The Clubview School mission is to educate and challenge the students to become lifelong learners who exhibit the attitudes and dispositions described in the student profile and to equip the students with social, intellectual, and critical thinking skills that will enable them to reach their potential in our global society.

## At a Glance:

District:	Muscogee County	Enrollment:	515
Type:	Conversion	Title I:	No
Open:	10/01/06	Total Teachers:	30
Converted:	09/14/06	Total Administrators:	3
Grades Served:	PK - 5	EMO Contract:	No
Waiting List:	Yes	Lottery:	Yes

## Academic Achievement CRCT:

	School CRCT Math	District CRCT Math	Better Than District? (Y/N)	School CRCT Reading	District CRCT Reading	Better Than District? (Y/N)
Does Not Meet	8.3%	25.8%	Yes	3.8%	11.6%	Yes
Meets	54.5%	53.2%	Yes	50.0%	62.7%	No
Exceeds Standard	37.2%	21.0%	Yes	46.2%	25.7%	Yes
Meets + Exceeds	91.7%	74.2%	Yes	96.2%	88.4%	Yes

## Financial Accountability and Facilities Information:

Financial Accountability		Facilities Information	
School Surplus	No	School Owns Facility	Yes
Reserve Fund	No	Plans to Purchase Facility	Does not apply
Total Private Funding	\$0.00	Monthly Facility Cost	Does not apply.
Total Debt	\$0.00	Yearly Facility Cost	\$4,780,500.00

## Adequate Yearly Progress (AYP) Information:

Academic Accountability	2010	2009	2008	2007
School Made AYP	Met	Met	Met	Met
School is in Needs Improvement	No	No	No	No

For more information on this schools AYP results, please see [www.gadoe.org](http://www.gadoe.org) then go to AYP Report

**Academic Goals:**

In the space below, please enter at least three (3) goals but no more than four (4) that are stated in your charter and report on the progress that your school had made towards meeting each goal. Please provide at least two (2) goals that measure quantifiable student test results. If your school has not met a goal, please offer a brief explanation. Please limit each response to 100 words or less.

**Goal 1:**

Goal 1: By the end of the charter period, Clubview will have 70% of pre-kindergarten, kindergarten, first and second graders, 65% third graders, 67% fourth graders and 65% fifth graders exceeding reading standards measured by reading readiness rubrics and the Georgia CRCT. Actual Performance: At the end of year 4 of the charter period, the percent of grade level students achieving their goal is: prek students achieved 79%, k students exceeded their goal, first grade achieved 91%, second grade achieved 74%, third grade students achieved 71%, fourth grade achieved 60%, and fifth grade students achieved 45% of their reading goal.

**Goal 2:**

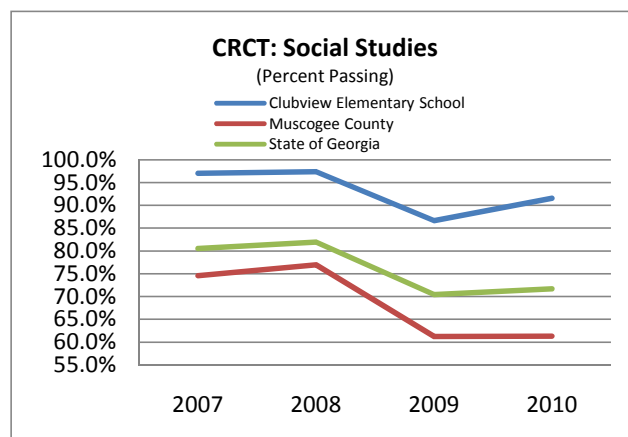
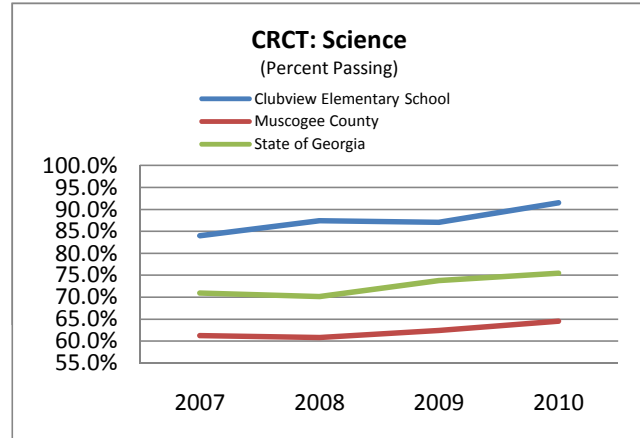
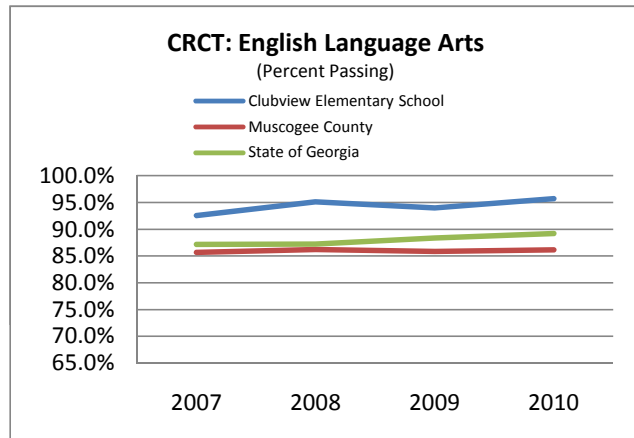
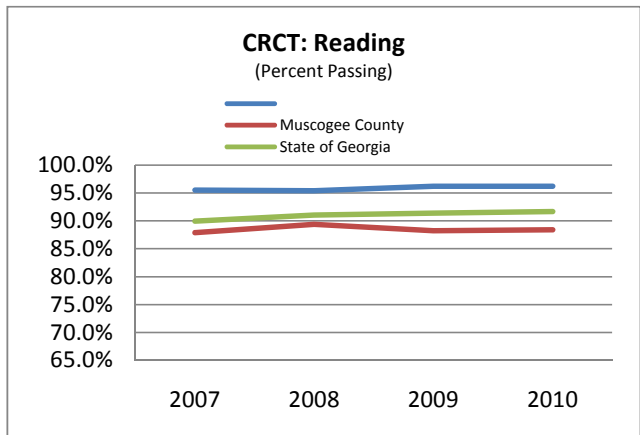
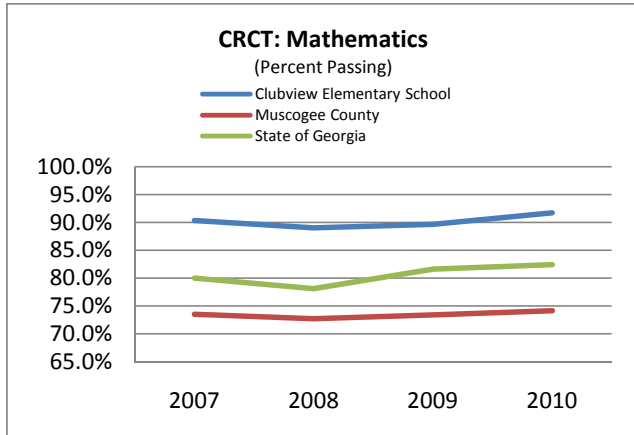
Goal 2: By the end of the charter period, Clubview will have 70% of pre-kindergarten and kindergarten, 65% first graders, 60 % second graders, 55% third graders, and 50% fourth and fifth graders exceeding math standards measured by readiness rubrics and the Georgia CRCT. Actual Performance: At the end of year 4 of the charter period, the percent of grade level students achieving their goal is: prek students achieved 43%, k students achieved 99%, first grade achieved 71%, second grade achieved 67%, third grade students achieved 84%, fourth grade achieved 54%, and fifth grade students achieved 76% of their math goal.

**Goal 3:**

Goal 3: : By the end of the charter period, Clubview will have 70% of first – fourth graders exceed and 60% fifth graders meet or exceed (engaging or extending) writing standards measured by rubrics and the Georgia CRCT. Actual Performance: At the end of year 4 of the charter period, the percent of grade level students achieving their goal is: first grade achieved 57%, second grade achieved 37%, third grade exceeded their goal, fourth grade achieved 53%, and fifth grade exceeded their writing goal.

**Goal 4:**

Goal 4: : By the end of the charter period, Clubview will have 75% of k – fifth graders exceed standards on oral presentations of transdisciplinary projects as measured by rubrics that are linked to Georgia state standards in writing, reading, oral communication, and the content areas. Actual Performance: At the end of year 4 of the charter period, the percent of grade level students achieving their goal is: k students achieved 97%, first grade achieved 45%, second grade achieved 50%, third grade achieved 63% of their goal, fourth grade achieved 61%, and fifth grade achieved 57% of their oral communication goal.



# Coastal Empire Montessori Charter School

**Principal:** Tricia Moseley  
**School Address:** 301 Buckhalter Road, Savannah, Georgia 31405  
**Phone Number:** 912-238-1973 **Email:** tanya.melville.sccpss.com

## Mission Statement:

The mission of the CEMCO is to oversee the operation of the CEMCS Charter School that will offer a safe, nurturing atmosphere in which certified Montessori trained teachers provide an exceptional education for young children that adheres to the principles and standards of the Montessori Methods of childhood education

## At a Glance:

District:	Chatham County	Enrollment:	139
Type:	Start-up	Title I:	No
Open:	08/01/08	Total Teachers:	9
Converted:	N/A	Total Administrators:	0
Grades Served:	PK-2	EMO Contract:	No
Waiting List:	Yes	Lottery:	Yes

## Academic Achievement CRCT:

	School CRCT Math	District CRCT Math	Better Than District? (Y/N)	School CRCT Reading	District CRCT Reading	Better Than District? (Y/N)
Does Not Meet	62.5%	24.9%	No	22.5%	10.4%	No
Meets	37.5%	53.9%	No	72.5%	63.7%	Yes
Exceeds Standard	0.0%	21.2%	No	5.0%	25.9%	No
Meets + Exceeds	37.5%	75.1%	No	77.5%	89.6%	No

## Financial Accountability and Facilities Information:

Financial Accountability		Facilities Information	
School Surplus	No	School Owns Facility	Yes
Reserve Fund	Yes	Plans to Purchase Facility	No
Total Private Funding	\$0.00	Monthly Facility Cost	\$6,204.00
Total Debt	\$823,828.00	Yearly Facility Cost	\$148,547.00

## Adequate Yearly Progress (AYP) Information:

Academic Accountability	2010	2009	2008	2007
School Made AYP	Did Not Meet	Met	N/A	N/A
School is in Needs Improvement	No	No	N/A	N/A

For more information on this schools AYP results, please see [www.gadoe.org](http://www.gadoe.org) then go to AYP Report

**Academic Goals:**

In the space below, please enter at least three (3) goals but no more than four (4) that are stated in your charter and report on the progress that your school had made towards meeting each goal. Please provide at least two (2) goals that measure quantifiable student test results. If your school has not met a goal, please offer a brief explanation. Please limit each response to 100 words or less.

**Goal 1:**

Each year, CEMCO will show that CEMCS is capable of offering a unique Montessori program that meet the needs of students participating in the program and attracts significant numbers of children each year between the ages of 3 and 12, who represent the different social, economic, ethnic, and racial backgrounds of students within the Savannah/Chatham School District. During the 2009-2010 school year, the student enrollment was racial and economically diverse serving students between ages 3 and 6. During the 2010-2011 school year, a new grade will be added. New students ages 3-5 are selected each year and move through the Montessori experience by adding classes each year,

**Goal 2:**

Each year, CEMCO will be show that CEMCS teachers are either Montessori certified or being Montessori trained to increase their ability to effectively carry out the unique Montessori teaching approaches while improving academic achievement and the ability to continue these approaches. During the 2009-2010 all teachers were state certified and completed training required to be certified as a Montessori teacher.

**Goal 3:**

CEMCO will be responsible for CEMCS to show evidence that the school curriculum is Montessori research-based as well as aligned with Georgia's No Child Left Behind (NCLB) Approved Accountability Plan requirements, and the Georgia content and performance requirements. During the 2009-2010 school year, CEMCS began the process of aligning the Montessori curriculum with the Georgia State Standards and NAEP. The alignment will be completed during the 2010-2011 school year.

**Goal 4:**

CEMCO will be responsible for CEMCS to show evidence that each classroom reaches provides instruction that is capable of substantially strengthening students' knowledge of academic subjects while provide each student with skills needed for successful living. During the 2009-2010 school year, 60% of students at the age of first grade passed the CRCT. The school did not meet AYP. By the time these students reach the age of third grade student, 100% will meet minimum CRCT requirements.

# DeKalb Academy of Technology and the Environment Charter School

**Principal:** Maury Wills  
**School Address:** 1833 S Stone Mountain-Lithonia Rd, Lithonia, Georgia 30058  
**Phone Number:** 770-484-5865 **Email:** maury\_wills@fc.dekalb.k12.ga.us

## Mission Statement:

The mission of the DeKalb Academy of Technology and Environment, Inc. is to educate a student population about the essential need to consider environmental ramifications of technology and other business decisions, via a hands-on, community-oriented instructional curriculum. The school will improve student achievement through an academic and organizational curriculum which:

- Recognizes the important link between technology and the environment;
- Promotes higher order thinking skills – critical thinking, problem-solving, and decision making;
- Motivates students by offering a real world context for learning;
- Engages learners in investigative, hands-on/minds-on, student-centered, and cooperative activities between industry and environmental groups;
- Advances educational reform goals;
- Correlates to state and national academic standards;
- Considers the environment in its totality, i.e., the co-existence of business and the environment; and,
- Promotes continuous lifelong learning.

## At a Glance:

District:	DeKalb County	Enrollment:	472
Type:	Start-up	Title I:	No
Open:	08/08/05	Total Teachers:	24
Converted:	N/A	Total Administrators:	2
Grades Served:	K-8	EMO Contract:	No
Waiting List:	Yes	Lottery:	No

## Academic Achievement CRCT:

	School CRCT Math	District CRCT Math	Better Than District? (Y/N)	School CRCT Reading	District CRCT Reading	Better Than District? (Y/N)
Does Not Meet	13.2%	27.9%	Yes	3.9%	13.0%	Yes
Meets	67.6%	50.3%	Yes	62.0%	60.5%	Yes
Exceeds Standard	19.1%	21.8%	No	34.1%	26.4%	Yes
Meets + Exceeds	86.8%	72.1%	Yes	96.1%	87.0%	Yes

## Financial Accountability and Facilities Information:

Financial Accountability		Facilities Information	
School Surplus	No	School Owns Facility	Yes
Reserve Fund	No	Plans to Purchase Facility	Yes
Total Private Funding	\$10,669.00	Monthly Facility Cost	\$25,000.00
Total Debt	\$204,705.00	Yearly Facility Cost	\$336,000.00

**Adequate Yearly Progress (AYP) Information:**

Academic Accountability	2010	2009	2008	2007
School Made AYP	Met	Met	Met	Met
School is in Needs Improvement	No	No	No	No

*For more information on this schools AYP results, please see [www.gadoe.org](http://www.gadoe.org) then go to AYP Report*

**Academic Goals:**

In the space below, please enter at least three (3) goals but no more than four (4) that are stated in your charter and report on the progress that your school had made towards meeting each goal. Please provide at least two (2) goals that measure quantifiable student test results. If your school has not met a goal, please offer a brief explanation. Please limit each response to 100 words or less.

**Goal 1:**

Target Goal 1: By Year 5 of operation, D.A.T.E. will have 100% of 5th grade students passing the Math CRCT.

Actual Performance: During the 2009-2010 School Year, 100% of 5th grade students passed the Math CRCT.

**Goal 2:**

Target Goal: By Year 5 of operation, D.A.T.E. will have 100% of 7th grade students passing the English CRCT.

Actual Performance: During the 2009-2010 School Year, 100% of 7th grade students passed the English CRCT.

**Goal 3:**

Target Goal: By Year 5 of operation, D.A.T.E. will have 45% of the Technology and Environmental Curriculum Lesson Plans generated by teachers.

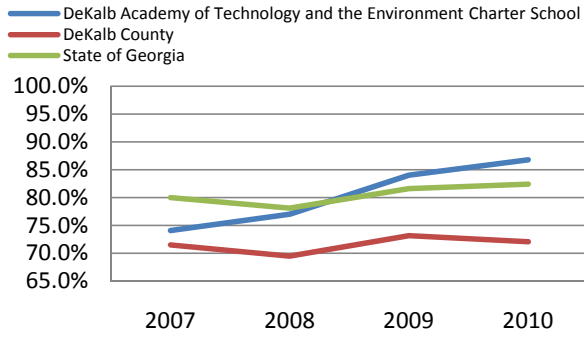
Actual Performance: During the 2009-2010 School Year, 90% of Environmental & Technology Lesson Plans were generated by teachers themselves.

**Goal 4:**

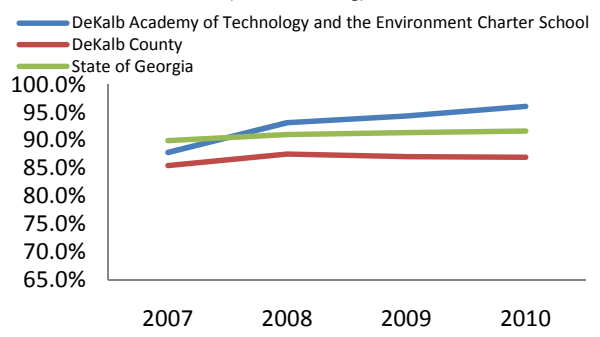
Target Goal: By Year 5 of operation, D.A.T.E. will have 100% of 5th grade students passing the Reading CRCT.

Actual Performance: During the 2009-2010 School Year, 98% of 5th grade students passed the Reading CRCT. Although D.A.T.E. did not meet the expectations for this school year due to an absence of a student retest, the percentage of students meeting and exceeding expectations was remarkable.

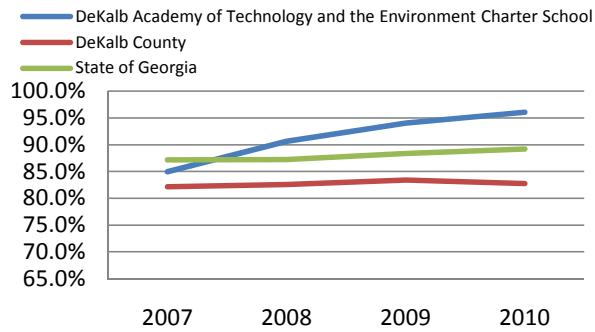
**CRCT: Mathematics**  
(Percent Passing)



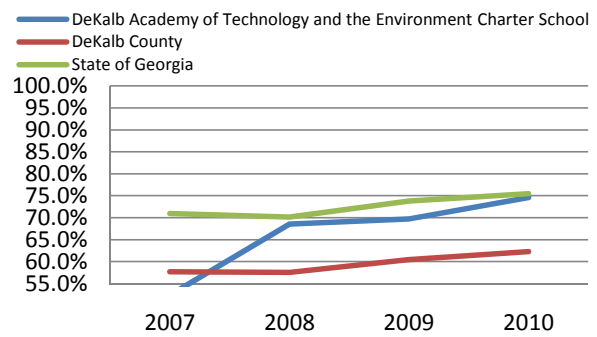
**CRCT: Reading**  
(Percent Passing)



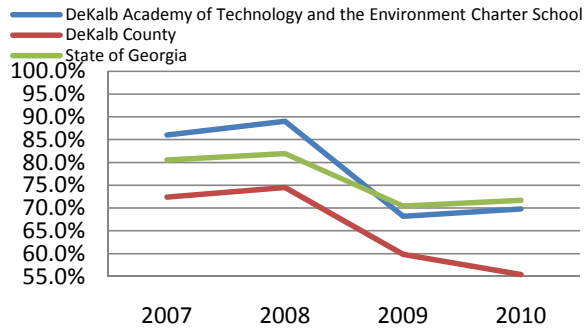
**CRCT: English Language Arts**  
(Percent Passing)



**CRCT: Science**  
(Percent Passing)



**CRCT: Social Studies**  
(Percent Passing)



# DeKalb PATH Academy Charter School

**Principal:** Suttiwan Cox  
**School Address:** 3007 Hermance Dr, Atlanta, Georgia 30319  
**Phone Number:** 404-846-3242 **Email:** scox@pathacademy.org

## Mission Statement:

The mission of DeKalb PATH Academy is to create a safe and nurturing learning environment in which refugee, immigrant and local children from the Chamblee, Doraville and Clarkston areas in DeKalb County, Georgia can develop the knowledge, skills, and character needed to succeed in top-quality high schools, colleges, and the competitive world beyond regardless of their socio-economic and linguistic barriers.

## At a Glance:

District:	DeKalb County	Enrollment:	310
Type:	Start-up	Title I:	Yes
Open:	07/01/02	Total Teachers:	25
Converted:	NA	Total Administrators:	2
Grades Served:	5-8	EMO Contract:	No
Waiting List:	Yes	Lottery:	No

## Academic Achievement CRCT:

	School CRCT Math	District CRCT Math	Better Than District? (Y/N)	School CRCT Reading	District CRCT Reading	Better Than District? (Y/N)
Does Not Meet	8.4%	27.9%	Yes	3.6%	13.0%	Yes
Meets	59.1%	50.3%	Yes	75.3%	60.5%	Yes
Exceeds Standard	32.5%	21.8%	Yes	21.1%	26.4%	No
Meets + Exceeds	91.6%	72.1%	Yes	96.4%	87.0%	Yes

## Financial Accountability and Facilities Information:

Financial Accountability		Facilities Information	
School Surplus	Yes	School Owns Facility	Yes
Reserve Fund	Yes	Plans to Purchase Facility	No
Total Private Funding	\$40,000.00	Monthly Facility Cost	\$9,583.00
Total Debt	\$100,100.00	Yearly Facility Cost	\$293,916 including salaries of janitorial cres

## Adequate Yearly Progress (AYP) Information:

Academic Accountability	2010	2009	2008	2007
School Made AYP	Met	Met	Met	Met
School is in Needs Improvement	No	No	No	No

For more information on this schools AYP results, please see [www.gadoe.org](http://www.gadoe.org) then go to AYP Report

**Academic Goals:**

In the space below, please enter at least three (3) goals but no more than four (4) that are stated in your charter and report on the progress that your school had made towards meeting each goal. Please provide at least two (2) goals that measure quantifiable student test results. If your school has not met a goal, please offer a brief explanation. Please limit each response to 100 words or less.

**Goal 1:**

Target Goal 1: Every year and for each cohort, the percentage of students not meeting expectations on the math section of the CRCT will decrease by 8%.

Actual Performance: Met Goal. Over 8% of students improved their scores from Level I to Level II. The percentage of students passing CRCT in mathematics is as follows: 5th grade is 90% with 51% exceeding (spring) and 98% (summer retake); 6th grade is 80%, with 17% exceeding, 7th grade is 98% with 43% exceeding, and 8th grade is 77% with 9% exceeding (spring) and 92% (summer retake). Furthermore, from the spring CRCT report our passing scores in 5th, 6th, 7th, and 8th grades in mathematics surpassed those of DeKalb County School System by an average of 18% and the state by 6%.

**Goal 2:**

Target Goal 2: Every year and for each cohort the percentage of students not meeting expectations on reading section of the CRCT will decrease by 8%.

Actual Performance: Met goal. Over 8% of students improved their scores from level I to level II. The percentage of students passing CRCT in reading is as follows: 5th grade is 91% with 9% exceeding (spring) and 98% (summer retake); 6th grade is 93% with 35 % exceeding; 7th grade is 98% with 20% exceeding; and 8th grade is 100% with 20% exceeding. Furthermore, from the spring CRCT report our passing scores in 6th, 7th, and 8th grades in reading surpassed those of DeKalb County School System by an average of 10% and the state by 4%.

**Goal 3:**

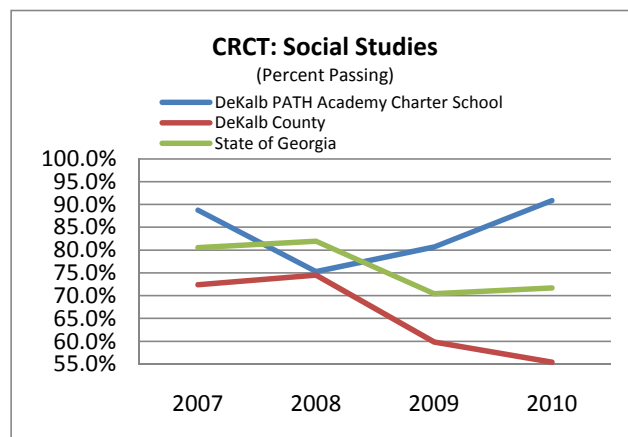
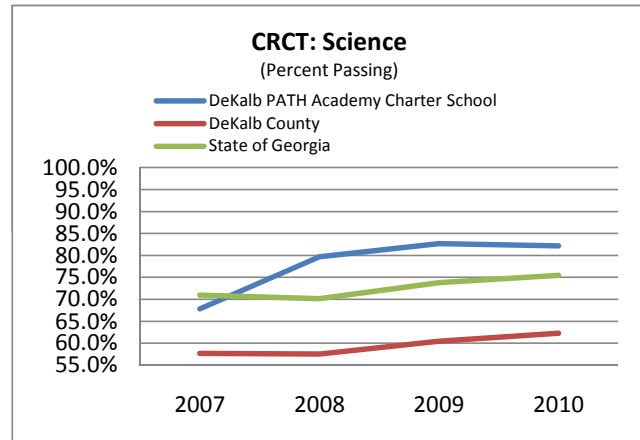
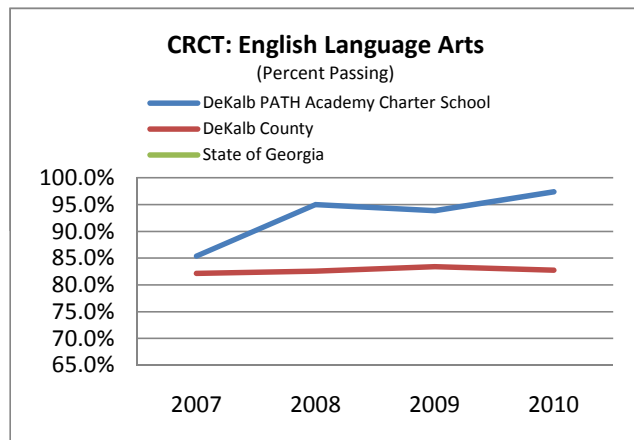
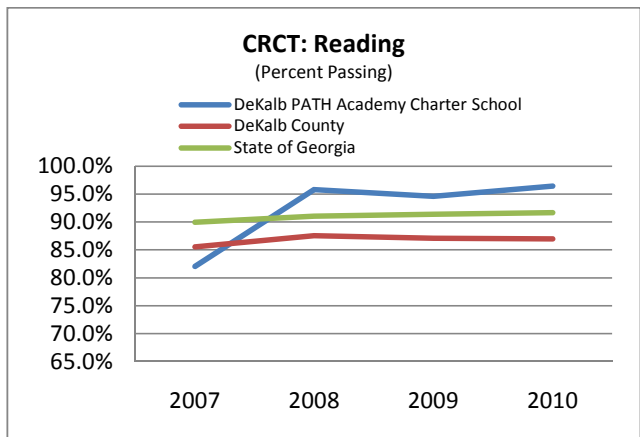
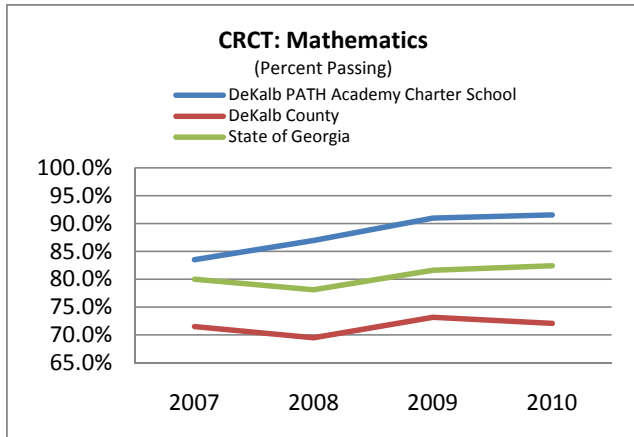
Target Goal 3: Every year and for each cohort, the percentage of students not meeting expectations on the ELA section of the CRCT will decrease by 8 %.

Actual Performance: Met goal. During 2009-10 school year over 8% of students improved their scores from level I to level II. The percentage of students passing CRCT in ELA is as follows: 5th grade is 91% with 18% exceeding; 6th grade is 100% with 23% exceeding; 7th grade is 99% with 46% exceeding; and 8th grade is 100 with 40% exceeding%. From the spring CRCT report our passing scores in 6th, 7th, and 8th grades in ELA surpassed those of DeKalb County School System by an average of 11% and the state by 6%.

**Goal 4:**

Target Goal 4: English language learners will increase their language proficiency in ACCESS test by increasing their composite scores by 10 points on the same tier or move up to the next tier.

Actual Performance: Met Goal. During 2009-10 school year the average increase of the composite scores on Access for English language learners was 17 points on the same level or moved up to the next level. Over 65% of ESOL students exited ESOL within 1-2 years, whereas 100% of those who were in ESOL program for 3-4 years at PATH exited the program.



# Dougherty Comprehensive High School

**Principal:** Horace Reid, Jr.  
**School Address:** 1800 Pearce Ave, Albany, Georgia 31705  
**Phone Number:** 229-431-3310 **Email:** horace.reid@docoschools.org

## Mission Statement:

The mission of Dougherty Comprehensive High School is to implement strategies with all stakeholders (students, parents, and community leaders) that will enable all students to reach their maximum potentials, academically, socially, emotionally, and technologically in this ever-changing global society.

## At a Glance:

District:	Dougherty County	Enrollment:	905
Type:	Conversion	Title I:	Yes
Open:	08/01/08	Total Teachers:	55
Converted:	06/08/08	Total Administrators:	4
Grades Served:	9-12	EMO Contract:	No
Waiting List:	No	Lottery:	No

## Academic Achievement GHS GT:

	School GHS GT Math	District GHS GT Math	Better Than District? (Y/N)	School GHS GT ELA	District GHS GT ELA	Better Than District? (Y/N)
Does Not Meet	18.9%	26.5%	Yes	20.4%	13.4%	No
Meets	65.3%	58.1%	Yes	48.2%	68.5%	No
Exceeds Standard	15.8%	15.4%	Yes	31.4%	18.1%	Yes
Meets + Exceeds	81.1%	73.5%	Yes	79.6%	86.6%	No

## Financial Accountability and Facilities Information:

Financial Accountability		Facilities Information	
School Surplus	No	School Owns Facility	No
Reserve Fund	No	Plans to Purchase Facility	Does not apply
Total Private Funding	NA	Monthly Facility Cost	NA
Total Debt	NA	Yearly Facility Cost	NA

## Adequate Yearly Progress (AYP) Information:

Academic Accountability	2010	2009	2008	2007
School Made AYP	Did Not Meet	Did Not Meet	Did Not Meet	Did Not Meet
School is in Needs Improvement	Yes	Yes	Yes	Yes

For more information on this schools AYP results, please see [www.gadoe.org](http://www.gadoe.org) then go to AYP Report

**Academic Goals:**

In the space below, please enter at least three (3) goals but no more than four (4) that are stated in your charter and report on the progress that your school had made towards meeting each goal. Please provide at least two (2) goals that measure quantifiable student test results. If your school has not met a goal, please offer a brief explanation. Please limit each response to 100 words or less.

**Goal 1:**

Target Goal: DCHS will maintain the passing rate of 74.9% for first time test-takers on the Enhanced GHSGT – Mathematics Test to make AYP for the 2009-2010 school year. Actual Performance: During the 2009-2010 school year, 50.0% of our first time test-takers met and exceeded standards on the Enhanced GHSGT – Mathematics Test. Although we didn't reach our goal we did show a 2.2% gain. Curriculum changes in the area of mathematics have drastically affected performance across the state.

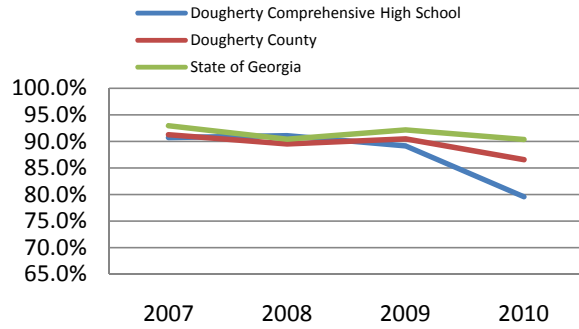
**Goal 2:**

Target Goal: DCHS will implement the International Baccalaureate Program (IB). This K-12 continuum provides a framework of academic challenge and life skills through embracing and transcending traditional school subjects. We will implement the Middle Years Program of IB for grades 9 and 10 in 2009-2010. Actual Performance: Met Goal. During the 2009-2010 school year, 125 first-time ninth grade students were accepted into year 4 of the MYP and 75 tenth grade students continued to MYP level 5 at Dougherty Comprehensive High School. More than 50% of these students are also enrolled in Advanced Placement and Honors classes.

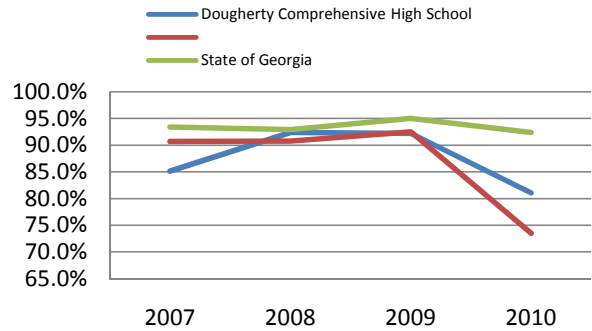
**Goal 3:**

Target Goal: Dougherty Comprehensive High School seeks to actively and continuously involve parents and community stakeholders in the planning and decision-making process in the school. DCHS will increase parental involvement by 15% for the 2009-2010 school year. Actual Performance: Met Goal. During the 2009-2010 school year, over 25 % of our parents actively participated in parent-teacher conferences, I-CARE activities and surveys, I-Parent, Automated Notification System, PTSA, Advisory Board Meetings, drama productions, athletics, chaperones for fieldtrips, festivals, etc.

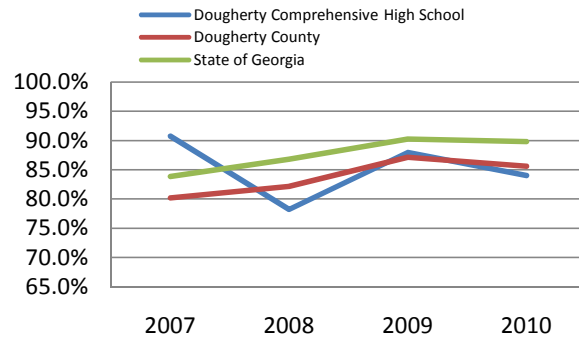
### GHSGT: English Language Arts (Percent Passing)



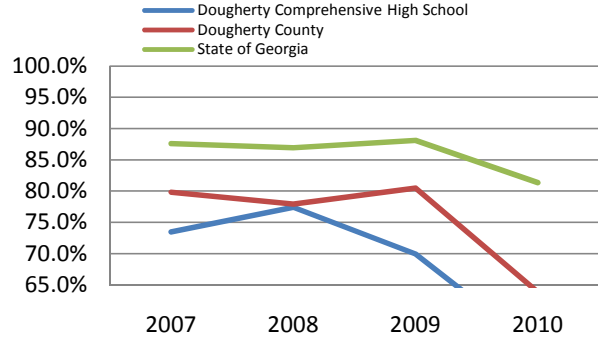
### GHSGT: Mathematics (Percent Passing)



### GHSGT: Science (Percent Passing)



### GHSGT: Social Studies (Percent Passing)



# Dougherty International Education Middle School

**Principal:** Thelma Chunn  
**School Address:** 1800 Massey Dr, Albany, Georgia 31705  
**Phone Number:** 229-431-3328 **Email:** thelma.chunn@docoschools.org

## Mission Statement:

The mission of the Dougherty International Education Middle School is to provide an educational experience that shall awaken the natural intelligence of all students, to teach students to recognize the relationship between the subjects they study in school and the world in which they live, and to encourage students to become active, compassionate and lifelong learners, who understand that others people, with their differences, can be right.

## At a Glance:

District:	Dougherty County	Enrollment:	564
Type:	Conversion	Title I:	Yes
Open:	08/01/08	Total Teachers:	37
Converted:	06/08/08	Total Administrators:	3
Grades Served:	6-8	EMO Contract:	No
Waiting List:	No	Lottery:	No

## Academic Achievement CRCT:

	School CRCT Math	District CRCT Math	Better Than District? (Y/N)	School CRCT Reading	District CRCT Reading	Better Than District? (Y/N)
Does Not Meet	41.1%	26.5%	No	16.9%	13.4%	No
Meets	55.0%	58.1%	No	77.2%	68.5%	Yes
Exceeds Standard	3.9%	15.4%	No	5.9%	18.1%	No
Meets + Exceeds	58.9%	73.5%	No	83.1%	86.6%	No

## Financial Accountability and Facilities Information:

Financial Accountability		Facilities Information	
School Surplus	No	School Owns Facility	No
Reserve Fund	No	Plans to Purchase Facility	Does not apply
Total Private Funding	\$0.00	Monthly Facility Cost	\$0.00
Total Debt	\$0.00	Yearly Facility Cost	\$0.00

## Adequate Yearly Progress (AYP) Information:

Academic Accountability	2010	2009	2008	2007
School Made AYP	Met	Did Not Meet	Did Not Meet	Met
School is in Needs Improvement	Yes	Yes	Yes	Yes

For more information on this schools AYP results, please see [www.gadoe.org](http://www.gadoe.org) then go to AYP Report

**Academic Goals:**

In the space below, please enter at least three (3) goals but no more than four (4) that are stated in your charter and report on the progress that your school had made towards meeting each goal. Please provide at least two (2) goals that measure quantifiable student test results. If your school has not met a goal, please offer a brief explanation. Please limit each response to 100 words or less.

**Goal 1:**

By spring 2011, based upon the percentage and the number of students tested during the spring of 2010, 92% of the 6th-8th grade students will meet or exceed ELA standards as measured by the CRCT.

**Goal 2:**

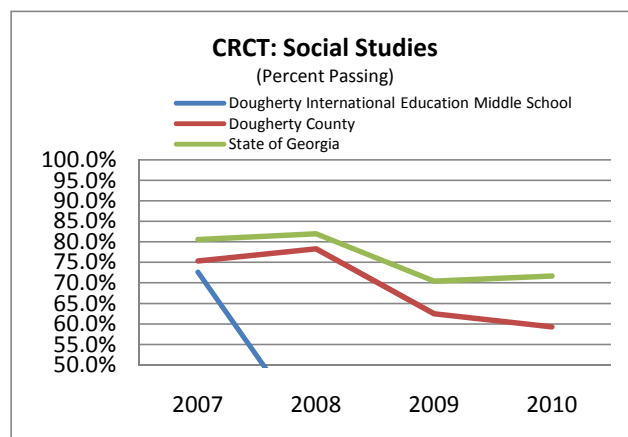
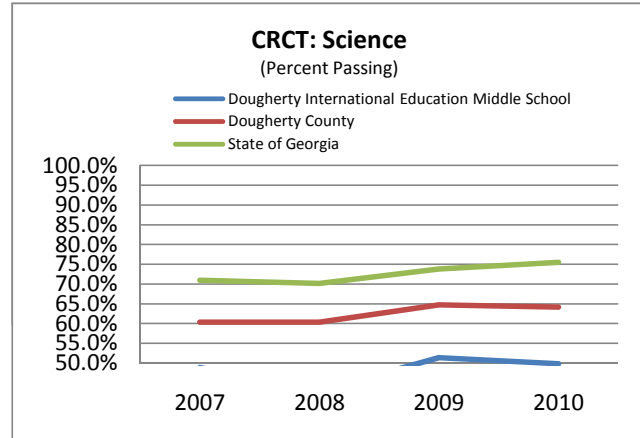
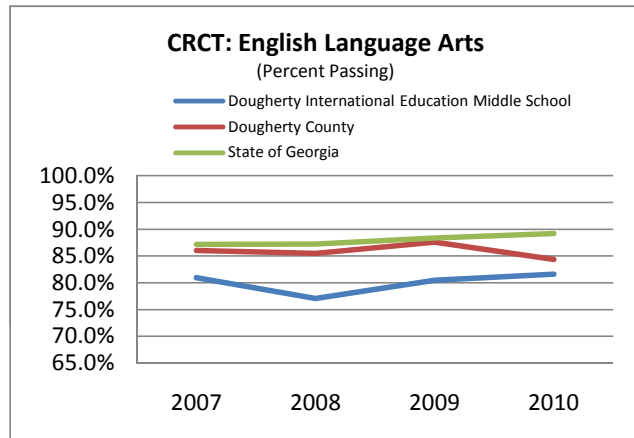
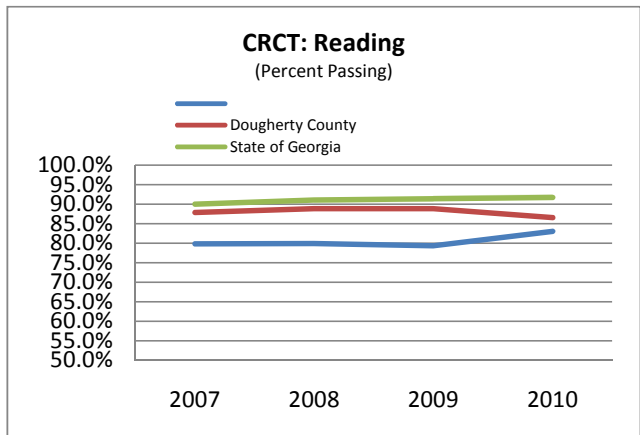
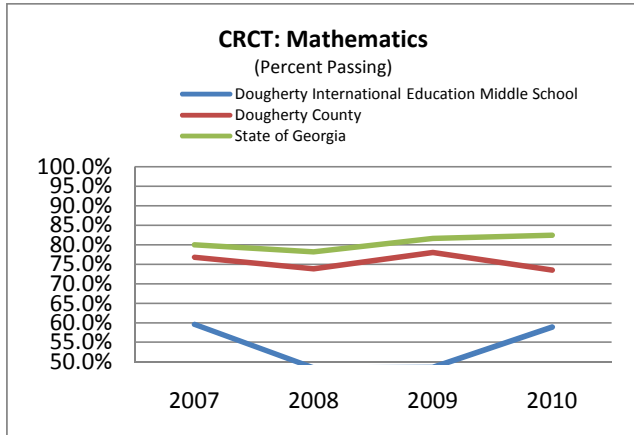
By spring 2011, based upon the percentage and the number of students tested during the spring of 2010, 76% of the 6th-8th grade students will meet or exceed Math standards as measured by the CRCT.

**Goal 3:**

DIEMS will increase parental involvement by 35% 2011. In order to increase parental involvement, DIEMS will continue to sponsor a Summer Bridge Program for first-time sixth graders. The Summer Bridge Program is designed to articulate to parents and students the rules and expectations of DIEMS. Further, parents and students will receive valuable information about the IB Program and opportunity to experience project-based learning.

**Goal 4:**

Based on the number of discipline referrals during the 2009-2010 school year, DIEMS will decrease discipline referrals by 10% each year.



# Charles R. Drew Charter School

**Principal:** Don Doran  
**School Address:** 301 East Lake Blvd, Atlanta, Georgia 30317  
**Phone Number:** 404-687-0001 **Email:** ddoran@atlanta.edisonlearning.com

## Mission Statement:

To work together as a community of teachers, staff, students, families and volunteers to provide a learning environment that emphasizes high achievement and character development.

## At a Glance:

District:	Atlanta Public Schools	Enrollment:	819
Type:	Start-up	Title I:	Yes
Open:	08/07/00	Total Teachers:	66
Converted:	N/A	Total Administrators:	2
Grades Served:	K-8	EMO Contract:	Yes
Waiting List:	No	Lottery:	No

## Academic Achievement CRCT:

	School CRCT Math	District CRCT Math	Better Than District? (Y/N)	School CRCT Reading	District CRCT Reading	Better Than District? (Y/N)
Does Not Meet	9.1%	27.9%	Yes	3.8%	13.2%	Yes
Meets	60.1%	50.1%	Yes	63.5%	61.6%	Yes
Exceeds Standard	30.8%	22.0%	Yes	32.7%	25.3%	Yes
Meets + Exceeds	90.9%	72.1%	Yes	96.2%	86.8%	Yes

## Financial Accountability and Facilities Information:

Financial Accountability		Facilities Information	
School Surplus	Yes	School Owns Facility	No
Reserve Fund	Yes	Plans to Purchase Facility	No
Total Private Funding	\$480,000.00	Monthly Facility Cost	\$1.00/month
Total Debt	\$0.00	Yearly Facility Cost	\$800,000.00

## Adequate Yearly Progress (AYP) Information:

Academic Accountability	2010	2009	2008	2007
School Made AYP	Met	Met	Met	Met
School is in Needs Improvement	No	No	No	No

For more information on this schools AYP results, please see [www.gadoe.org](http://www.gadoe.org) then go to AYP Report

**Academic Goals:**

In the space below, please enter at least three (3) goals but no more than four (4) that are stated in your charter and report on the progress that your school had made towards meeting each goal. Please provide at least two (2) goals that measure quantifiable student test results. If your school has not met a goal, please offer a brief explanation. Please limit each response to 100 words or less.

**Goal 1:**

Goal: Students will maintain and/or improve academic achievement as they progress from grade to grade.

Actual Performance: Met Goal

Spring 2010 CRCT revealed:

- 97 percent of Drew eighth graders met or exceeded language arts standards, compared to 68 percent meeting or exceeding language arts standards from the same class when they were in fourth grade (2006). This class made an increase of 29 percentage points in just five years.
- 57 percent of the fifth graders exceeded math standards with an increase of 35 percentage points from the previous year.

**Goal 2:**

Goal: Decrease the percentage of students not meeting state standards by 3 percentage points each year in every core subject (reading, language arts, math, social studies and science) for grades 3-8.

Actual Performance: Met Goal

The results for the 2009-2010 school year indicate the following decreases:

- Reading -- 2%
- Language Arts – 4%
- Math – 7%
- Science – 10%
- Social Studies – 4% (for grades 3-5, 8)

**Goal 3:**

Goal: To increase family satisfaction

Actual Performance: Met Goal

Drew values the connection between family involvement and student success. Throughout a family's school experience, members learn about the Drew culture and the critical role of the family in student success. In order to evaluate parent's satisfaction, Drew administers the Harris Interactive, Inc. Stakeholders Survey. The 2009-2010 Survey results confirm that over 92% of Drew parents give Drew a rating of "A" or "B". Drew's consistently high enrollment and waiting list also demonstrate satisfaction and strong demand.

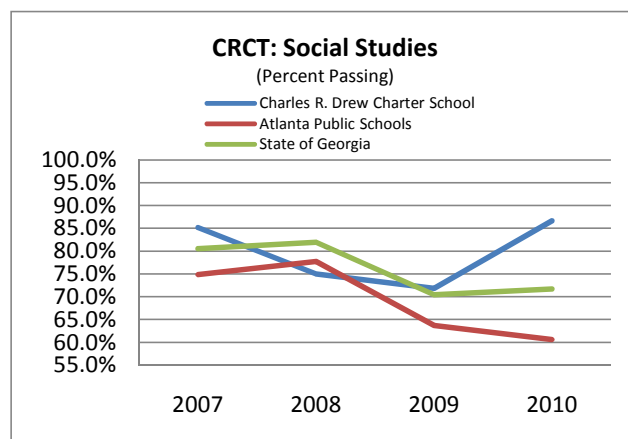
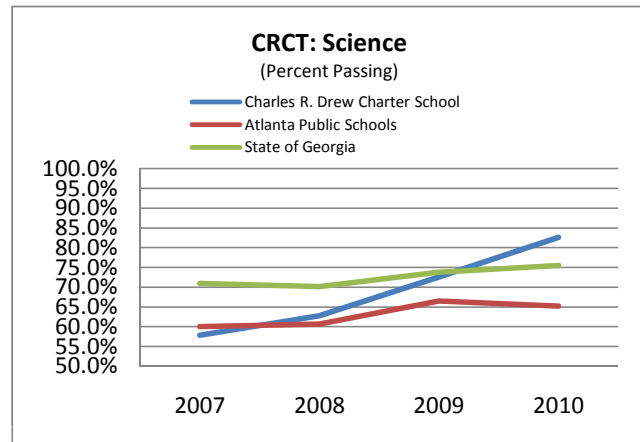
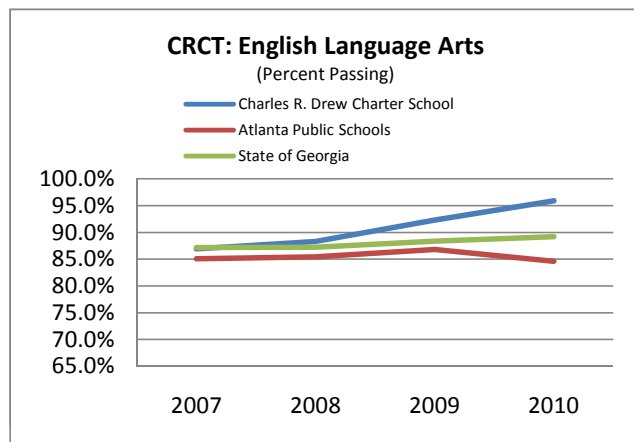
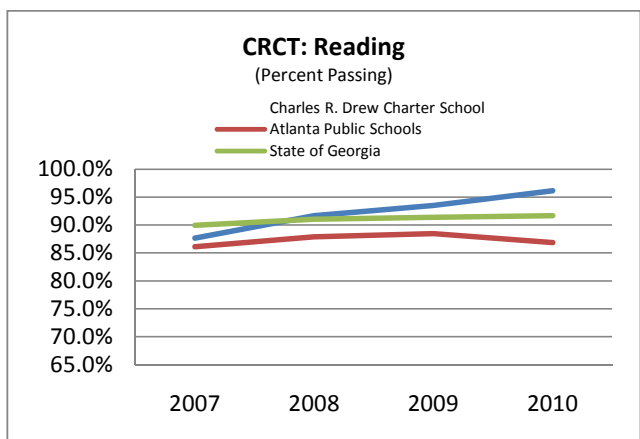
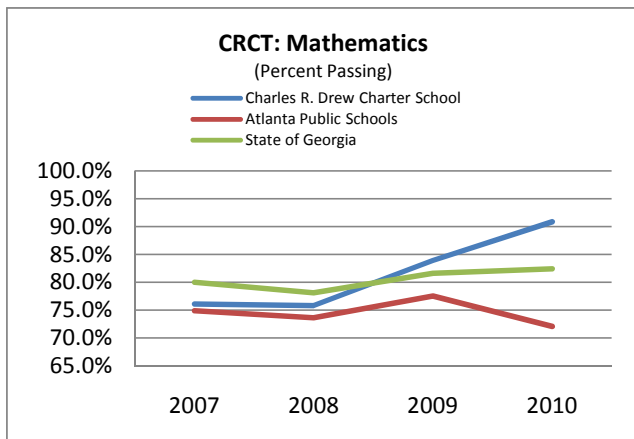
**Goal 4:**

Goal: Increase the percentage of students meeting and exceeding standards by two percentage points on the 8th grade Writing Assessment.

Actual Performance: Met Goal

During the 2009-2010 school year,

- 93% of 8th Graders met or exceeded targets with an improvement of 2 percentage points.
- 18% of 8th Graders achieved the criteria for exceeds, an improvement of 9 percentage points.



# Effingham Gateway to College Academy

Principal: Sandra Jenkins  
 School Address: 2890 Hwy 21 South, Rincon, Georgia 31326  
 Phone Number: 912-443-5495 Email: N/A

## Mission Statement:

The fundamental mission of the Effingham Gateway Academy is to recover high school dropouts ages 16-20 and re-channel them into the educational pipeline.

## At a Glance:

District:	Effingham County	Enrollment:	23
Type:	Start-up	Title I:	No
Open:	08/01/09	Total Teachers:	N/A
Converted:	N/A	Total Administrators:	N/A
Grades Served:	9-12	EMO Contract:	No
Waiting List:	No	Lottery:	No

## Academic Achievement GHS GT:

	School GHS GT Math	District GHS GT Math	Better Than District? (Y/N)	School GHS GT ELA	District GHS GT ELA	Better Than District? (Y/N)
Does Not Meet	9.1%	10.7%	Yes	10.0%	5.0%	No
Meets	72.7%	52.3%	Yes	40.0%	60.6%	No
Exceeds Standard	18.2%	37.1%	No	50.0%	34.4%	Yes
Meets + Exceeds	90.9%	89.3%	Yes	90.0%	95.0%	No

## Financial Accountability and Facilities Information:

Financial Accountability		Facilities Information	
School Surplus	No	School Owns Facility	No
Reserve Fund	No	Plans to Purchase Facility	Does not apply
Total Private Funding	\$0.00	Monthly Facility Cost	n/a
Total Debt	\$0.00	Yearly Facility Cost	\$155,873.37

## Adequate Yearly Progress (AYP) Information:

Academic Accountability	2010	2009	2008	2007
School Made AYP	N/A	N/A	N/A	N/A
School is in Needs Improvement	N/A	N/A	N/A	N/A

For more information on this schools AYP results, please see [www.gadoe.org](http://www.gadoe.org) then go to AYP Report

**Academic Goals:**

In the space below, please enter at least three (3) goals but no more than four (4) that are stated in your charter and report on the progress that your school had made towards meeting each goal. Please provide at least two (2) goals that measure quantifiable student test results. If your school has not met a goal, please offer a brief explanation. Please limit each response to 100 words or less.

**Goal 1:**

87.7% of students in each subgroup reach proficiency on the enhanced GHSGT in English/Language Arts.

Actual Performance: Did Not Meet Goal. 75% (9 out of 12 students) reached proficiency on the enhanced GHSGT in English/Language Arts. \*Note: This number is reflected of first-time test takers and repeaters. We will continue our preparation and remediation efforts until we have exceed our stated goal. We are aggressively remediating the emerging deficiencies that exist within our new students.

**Goal 2:**

74.9% of students in each subgroup reach proficiency in Math on GHSGT.

Actual Performance: Did Not Meet Goal. 71.4% (10 out of 14 students) reached proficiency in Math on GHSGT. \*Note: This number is reflected of first-time test takers and repeaters. While we didn't meet our goal, our performance has increased from last year and we will continue to aggressively remediate our students' math deficiencies.

**Goal 3:**

95% participation in the GHSGT.

Actual Performance: Met Goal. 100% (5 out of 5 students) participated in the GHSGT.  
\*Note: This number is reflected of first-time test takers only.

# Fulton Science Academy

**Principal:** Mr. Kenan Sener  
**School Address:** 1675 Hembree Rd, Alpharetta, Georgia 30004  
**Phone Number:** 770-753-4141 **Email:** N/A

## Mission Statement:

The mission of the charter school is to execute the instruction of the middle school math-science curriculum with the help of proven successful methods in a stimulating and supporting environment to prepare the entire student body to their maximum potential in these subjects so that on this basis they will get the most out of their high school math-science education which is the key for future success.

## At a Glance:

District:	Fulton County	Enrollment:	503
Type:	Start-up	Title I:	No
Open:	08/01/02	Total Teachers:	17
Converted:	N/A	Total Administrators:	4
Grades Served:	6-8	EMO Contract:	No
Waiting List:	Yes	Lottery:	Yes

## Academic Achievement CRCT:

	School CRCT Math	District CRCT Math	Better Than District? (Y/N)	School CRCT Reading	District CRCT Reading	Better Than District? (Y/N)
Does Not Meet	2.2%	14.9%	Yes	0.2%	6.1%	Yes
Meets	36.1%	45.0%	No	32.2%	51.7%	No
Exceeds Standard	61.6%	40.1%	Yes	67.6%	42.2%	Yes
Meets + Exceeds	97.8%	85.1%	Yes	99.8%	93.9%	Yes

## Financial Accountability and Facilities Information:

Financial Accountability		Facilities Information	
School Surplus	Yes	School Owns Facility	Yes
Reserve Fund	Yes	Plans to Purchase Facility	No
Total Private Funding	\$54,035.00	Monthly Facility Cost	\$31,828.67
Total Debt	n/a	Yearly Facility Cost	\$553,525.00

## Adequate Yearly Progress (AYP) Information:

Academic Accountability	2010	2009	2008	2007
School Made AYP	Met	Met	Met	Met
School is in Needs Improvement	No	No	No	No

For more information on this schools AYP results, please see [www.gadoe.org](http://www.gadoe.org) then go to AYP Report

**Academic Goals:**

In the space below, please enter at least three (3) goals but no more than four (4) that are stated in your charter and report on the progress that your school had made towards meeting each goal. Please provide at least two (2) goals that measure quantifiable student test results. If your school has not met a goal, please offer a brief explanation. Please limit each response to 100 words or less.

**Goal 1:**

Target Goal 1: In 2010 Spring CRCT, FSA will receive 94 in 6th grade, 92 in 7th grade, and 90 in 8th grade in the percentage of Level 2 and Level 3 students on the Math section of Criterion-Referenced Competency Test (CRCT).

Actual Performance: Met goal. 99 percent of students in 6th grade, 97 percent of students in 7th grade and 93 percent of students in 8th grade.

**Goal 2:**

Target Goal 2: In 2010 Spring CRCT, FSA will receive 93 in 6th grade, 89 in 7th grade, and 90 in 8th grade in the percentage of Level 2 and Level 3 students on the Science section of Criterion-Referenced Competency Test (CRCT).

Actual Performance: Met goal in 6th and 7th grade but not 8th grade. 97 percent of students in 6th grade, 100 percent of students in 7th grade and 88 percent of students in 8th grade.

**Goal 3:**

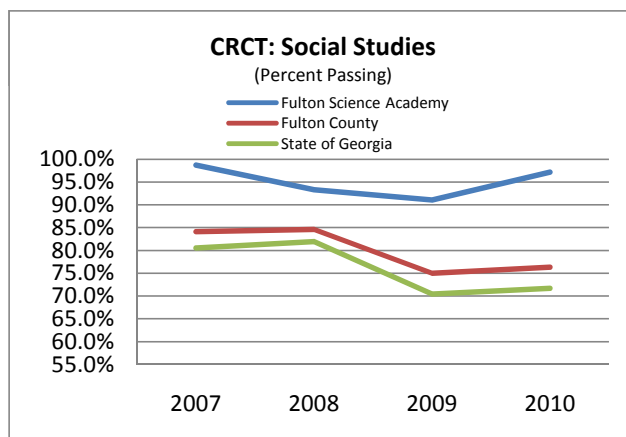
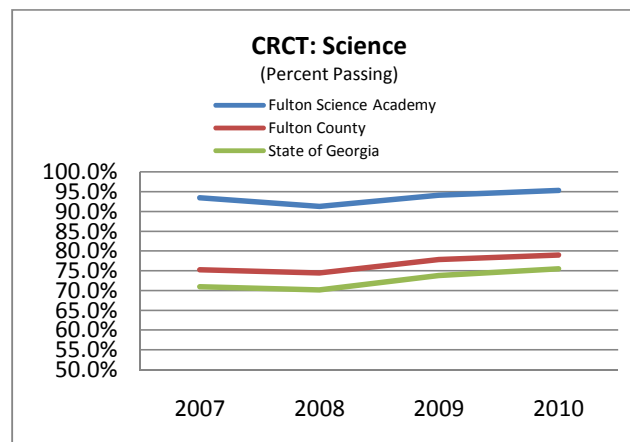
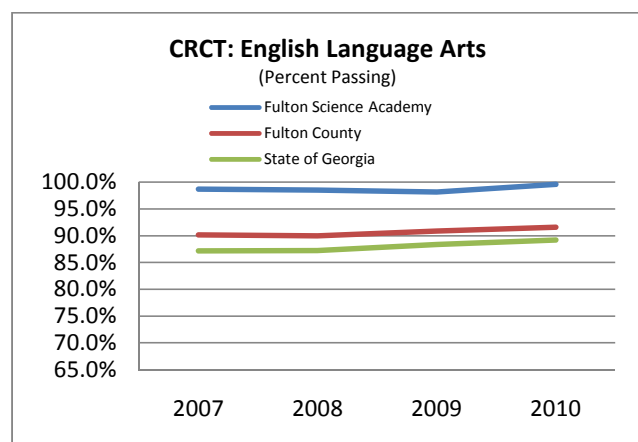
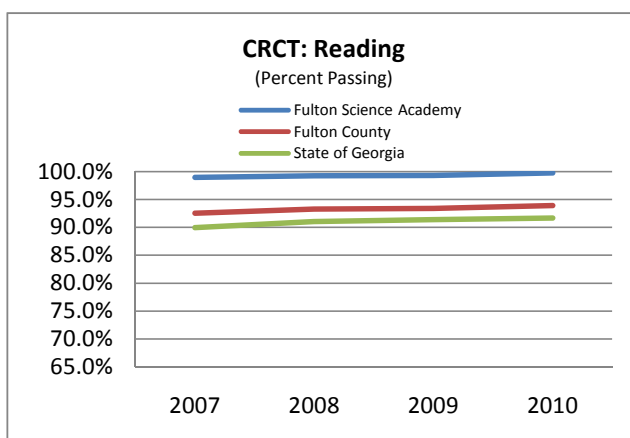
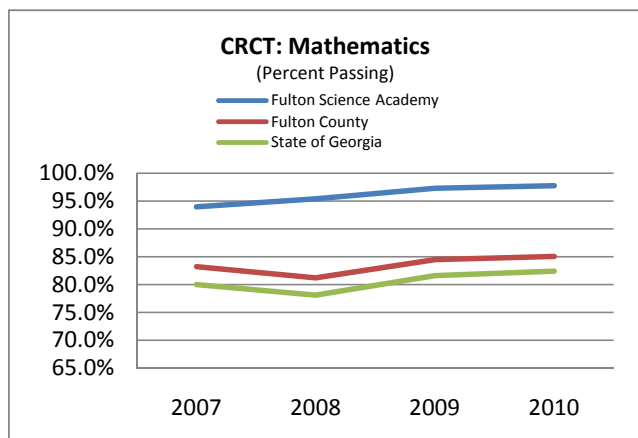
Target Goal 3: In 2010 ITBS, percentage of 8th grade students scoring at or above the 75th percentile in the area of Math will increase 3 percentage points from the previous year.

Actual Performance: Did not meet the goal. In 2008 Fall ITBS exceeding percentile in the area of math of was 67.2 and in 2009 exceeding percentile was 60.5

**Goal 4:**

Target Goal 4: In 2010 8th Grade Writing Assessment Test, percentage of 8th grade students exceeding the target will increase 3 percentage points from the previous year.

Actual Performance: Did not meet the goal. 2009 exceeding percentage was 19 and 2010 exceeding percentage was 17.



# Futral Road Elementary School

**Principal:** Larry Jones  
**School Address:** 180 Futral Rd, Griffin, Georgia 30224  
**Phone Number:** 770-229-3735 **Email:** larry.jones@gscs.org

## Mission Statement:

The mission of Futral Road Elementary is to provide a nurturing environment that ensures learning for all for life.

## At a Glance:

District:	Spalding County	Enrollment:	708
Type:	Conversion	Title I:	No
Open:	08/01/98	Total Teachers:	42
Converted:	08/01/98	Total Administrators:	2
Grades Served:	PK-5	EMO Contract:	No
Waiting List:	Yes	Lottery:	Yes

## Academic Achievement CRCT:

	School CRCT Math	District CRCT Math	Better Than District? (Y/N)	School CRCT Reading	District CRCT Reading	Better Than District? (Y/N)
Does Not Meet	17.5%	22.7%	Yes	5.4%	9.6%	Yes
Meets	49.3%	56.1%	No	57.8%	67.4%	No
Exceeds Standard	33.3%	21.2%	Yes	36.8%	23.0%	Yes
Meets + Exceeds	82.5%	77.3%	Yes	94.6%	90.4%	Yes

## Financial Accountability and Facilities Information:

Financial Accountability		Facilities Information	
School Surplus	No	School Owns Facility	Yes
Reserve Fund	No	Plans to Purchase Facility	Does not apply
Total Private Funding	\$9,029.34	Monthly Facility Cost	n/a
Total Debt	\$0.00	Yearly Facility Cost	\$3,471,097.00

## Adequate Yearly Progress (AYP) Information:

Academic Accountability	2010	2009	2008	2007
School Made AYP	Met	Met	Met	Met
School is in Needs Improvement	No	No	No	No

For more information on this schools AYP results, please see [www.gadoe.org](http://www.gadoe.org) then go to AYP Report

**Academic Goals:**

In the space below, please enter at least three (3) goals but no more than four (4) that are stated in your charter and report on the progress that your school had made towards meeting each goal. Please provide at least two (2) goals that measure quantifiable student test results. If your school has not met a goal, please offer a brief explanation. Please limit each response to 100 words or less.

**Goal 1:****Goal 1:**

At least 85% of students will meet/exceed expectations on the English/Language Arts portion of the CRCT

Eighty-seven percent of our students met or exceeded standards on the Language Arts portion of the spring 2010 CRCT. While first, second and fourth grade showed gains, an additional focus has been added to move more students to the exceeds category on the test. Guided reading is being used by teachers in order to help teachers differentiate instruction more effectively. A continued effort to seamlessly integrate technology with instruction continues to make great strides. An increase in the number of Smart Boards, Mimeos, projectors, laptops and other computer technology was made more accessible to students. A traveling substitute teacher team was also used to allow teachers to have common planning times to plan and implement units throughout the school year. That time is also used for vertical alignment meetings across grade levels. Pre and post assessments, along with rubrics were used to provide clear expectations for students. Study Island was implemented that allowed pre and post testing as well as allows help with targeted skills. Essential questions and standards were displayed for skills in classrooms. Commentary on student work was visible to the students. The 120-minute reading/language arts block continued this school year. A school wide data team meets monthly to review data to determine if programs are being utilized and are producing increased student growth based on grade level and individual student data. Performance Matters assessment program allows teachers to manage data on the school, classroom and student level. This program allows teachers to see trends on all levels and plan programs on the class, grade and school level more effectively.

**Goal 2:****Goal 2:**

At least 92% of students will meet/exceed expectations on reading portion of CRCT

Ninety-three percent of our students met or exceeded on the Reading portion of the CRCT. This is an increase of 1% from the 2009 CRCT results. An additional focus has been added to move more students to the exceeds category on the test. Many gifted education strategies have been adapted to move more students to the exceeds level on the CRCT. Accelerated Reading continues to serve as an incentive to enhance student performance. Guided reading materials are being used to help teachers differentiate reading instruction. The I-Station, computer-based reading program, has been expanded to include struggling students in all grade levels. The program individualizes a program of instruction for students and allows teachers to monitor the students' progress. Substitutes continue to be provided for grade level teachers to have a common planning time. I-Station, STEEP reading fluency instruments and STAR reading assessments were used to assess student needs and growth. The reading/language arts block was implemented for 120 minutes of reading/language arts instruction. Spalding High School students are used weekly to help students with reading deficits. The Read and Lead program provided approximately 12 students per week to work with targeted students. An increased focus on intergrade level communication and planning has been implemented. A school wide data team meets monthly to review data to determine if programs are being utilized and are producing increased student growth based on grade level and individual student data. Performance Matters assessment program allows teachers to manage data on the school, classroom and student level. This program allows teachers to see trends on all levels and plan programs on the class, grade and school level more effectively.

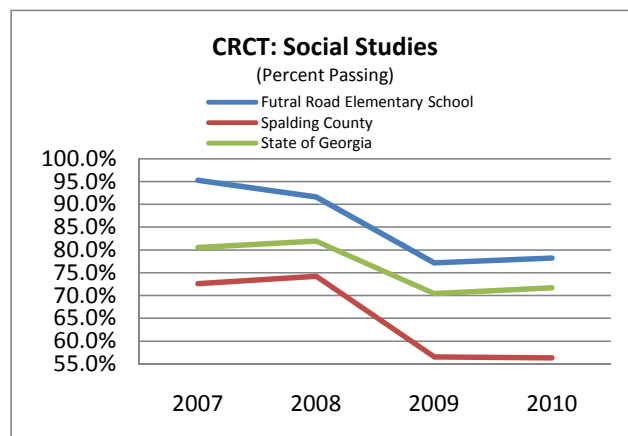
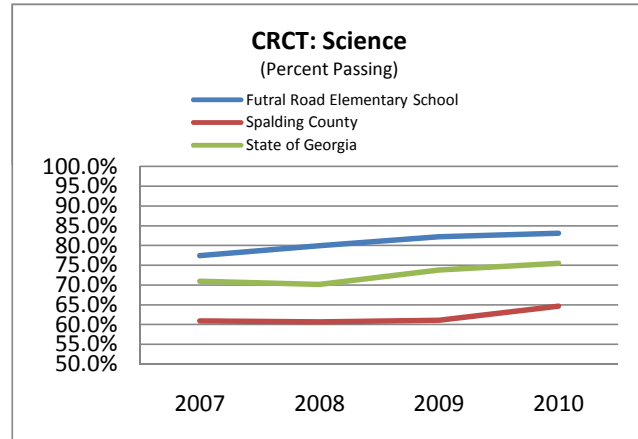
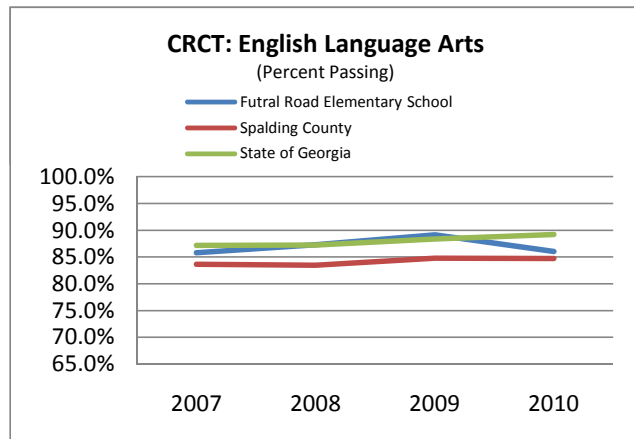
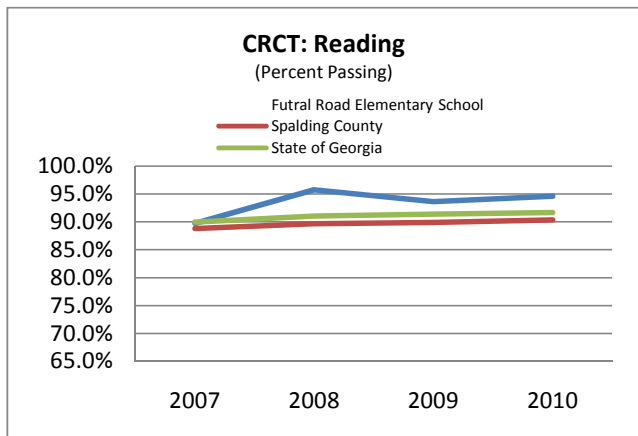
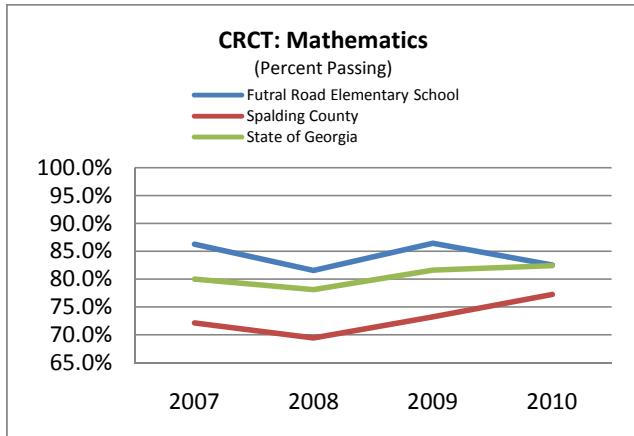
**Goal 3:**

**Goal 3:**

Improve student attendance where 97% of students are absent 15 or less days throughout the school year.

Ninety-eight percent of students were absent 15 or less days throughout the year.

Classrooms with perfect attendance each week were recognized for this accomplishment with a windsock being displayed outside of the classrooms for the week. Classrooms with perfect attendance for the week are recognized during morning news broadcasts. Parents were also informed of attendance requirements through letters, calls and at PTO meetings. The clerk sends letters to students who reach 5, 7 and 10 days absent. Home visits and referrals to the attendance task force are made when a parent has not responded to efforts to help improve the child's attendance. A collaborative effort with the school, parents and the school system social worker was attributed with the success of this goal.



# Gwinnett School of Mathematics, Science and Technology

**Principal:** Jeffrey Mathews  
**School Address:** 100 Building, 3737 Brock Rd, Duluth, Georgia 30096  
**Phone Number:** 678-473-6292 **Email:** N/A

## Mission Statement:

To nurture the talents and high potential of students through a unique, challenging, and integrated curriculum with a focus on mathematics, science, and technology.

## At a Glance:

District:	Gwinnett County	Enrollment:	404
Type:	Locally Approved Start-up	Title I:	No
Open:	08/01/07	Total Teachers:	32
Converted:	N/A	Total Administrators:	3
Grades Served:	9-12	EMO Contract:	No
Waiting List:	Yes	Lottery:	Yes

## Academic Achievement GHS GT:

	School GHS GT Math	District GHS GT Math	Better Than District? (Y/N)	School GHS GT ELA	District GHS GT ELA	Better Than District? (Y/N)
Does Not Meet	0.0%	11.9%	Yes	0.0%	6.0%	Yes
Meets	1.8%	46.8%	No	1.8%	54.5%	No
Exceeds Standard	98.2%	41.3%	Yes	98.2%	39.6%	Yes
Meets + Exceeds	100.0%	88.1%	Yes	100.0%	94.0%	Yes

## Financial Accountability and Facilities Information:

Financial Accountability		Facilities Information	
School Surplus	Yes	School Owns Facility	Yes
Reserve Fund	Yes	Plans to Purchase Facility	Does not apply
Total Private Funding	Over \$50,000	Monthly Facility Cost	N/A - LEA startup charter
Total Debt	LEA startup charter	Yearly Facility Cost	N/A - LEA startup charter

## Adequate Yearly Progress (AYP) Information:

Academic Accountability	2010	2009	2008	2007
School Made AYP	Met	Met	Met	N/A
School is in Needs Improvement	No	No	No	N/A

For more information on this schools AYP results, please see [www.gadoe.org](http://www.gadoe.org) then go to AYP Report

**Academic Goals:**

In the space below, please enter at least three (3) goals but no more than four (4) that are stated in your charter and report on the progress that your school had made towards meeting each goal. Please provide at least two (2) goals that measure quantifiable student test results. If your school has not met a goal, please offer a brief explanation. Please limit each response to 100 words or less.

**Goal 1:**

Beginning with the ninth grade, all students enrolled will progress to the next sequential grade toward graduation. All students (100%) attending the Gwinnett School of Mathematics, Science and Technology (GSMST) from the 2009-2010 enrollment, earned the necessary credits to progress to the next sequential grade toward graduation.

**Goal 2:**

All students will be expected to complete additional Carnegie units of credits beyond the current college prep diploma requirements of 23, and complete corresponding performance-based exams to earn a diploma. All students (100%) attending the Gwinnett School of Mathematics, Science and Technology (GSMST), from the 2009-2010 enrollment, remain on target to complete additional Carnegie units of credits beyond the current requirement of 23, along with all performance-based exams necessary to earn a diploma.

**Goal 3:**

All students (100%) will participate in an official mentor/internship program prior to graduation. Of the 364 students enrolled at the end of the 2009-2010 school year, 100% participated in an official mentor/internship program.

**Goal 4:**

All students will meet graduation requirement scores on language arts, mathematics, science, social studies, and writing by the completion of Grade 11. The school had its first 11th grade class for the 2009-2010 school year, and all 111 juniors passed the Georgia High School Graduation Test in all areas (100% pass rate in language arts, mathematics, science, social studies, and writing). All students continue to remain on target to meet graduation requirement scores. The school will have its first graduating class in the spring of 2011.

# Hapeville Charter Middle School

**Principal:** Mr. Jannard Rainey  
**School Address:** 3535 S. Fulton Avenue, Hapeville, Georgia 30354  
**Phone Number:** 404-767-7730 **Email:** gtmartin@msn.com

## Mission Statement:

The mission of the combined middle and high school programs is:

- (1) - provide a challenging and encouraging learning environment geared to increasing student achievement through academic and organizational innovation and
- (2) - guide each student through the process of identifying, developing and achieving individual academic, personal and professional goals.

## At a Glance:

District:	Fulton County	Enrollment:	671
Type:	Start-up	Title I:	Yes
Open:	08/02/04	Total Teachers:	20
Converted:	N/A	Total Administrators:	2
Grades Served:	6-10	EMO Contract:	No
Waiting List:	Yes	Lottery:	No

## Academic Achievement CRCT:

	School CRCT Math	District CRCT Math	Better Than District? (Y/N)	School CRCT Reading	District CRCT Reading	Better Than District? (Y/N)
Does Not Meet	20.9%	14.9%	No	4.3%	6.1%	Yes
Meets	64.1%	45.0%	Yes	68.4%	51.7%	Yes
Exceeds Standard	15.0%	40.1%	No	27.2%	42.2%	No
Meets + Exceeds	79.1%	85.1%	No	95.7%	93.9%	Yes

## Financial Accountability and Facilities Information:

Financial Accountability		Facilities Information	
School Surplus	Yes	School Owns Facility	Yes
Reserve Fund	Yes	Plans to Purchase Facility	No
Total Private Funding	\$40,000 in kind	Monthly Facility Cost	\$48,217.00
Total Debt	\$439,266.00	Yearly Facility Cost	\$241,509.00

## Adequate Yearly Progress (AYP) Information:

Academic Accountability	2010	2009	2008	2007
School Made AYP	Met	Met	Met	Did Not Meet
School is in Needs Improvement	No	No	No	No

For more information on this schools AYP results, please see [www.gadoe.org](http://www.gadoe.org) then go to AYP Report

**Academic Goals:**

In the space below, please enter at least three (3) goals but no more than four (4) that are stated in your charter and report on the progress that your school had made towards meeting each goal. Please provide at least two (2) goals that measure quantifiable student test results. If your school has not met a goal, please offer a brief explanation. Please limit each response to 100 words or less.

**Goal 1:**

When comparing by grade level, the group mean score results of HCMS completing standardized assessments in reading will meet or exceed the group mean of Fulton Schools Systems. Actual Performance: Met goal. During the 2009-2010 school year, Fulton Schools mean was 95% and Hapeville Charter Middle Schools mean was 95% respectively.

**Goal 2:**

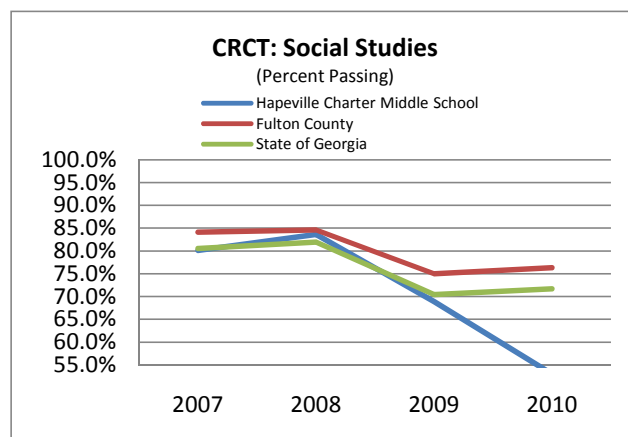
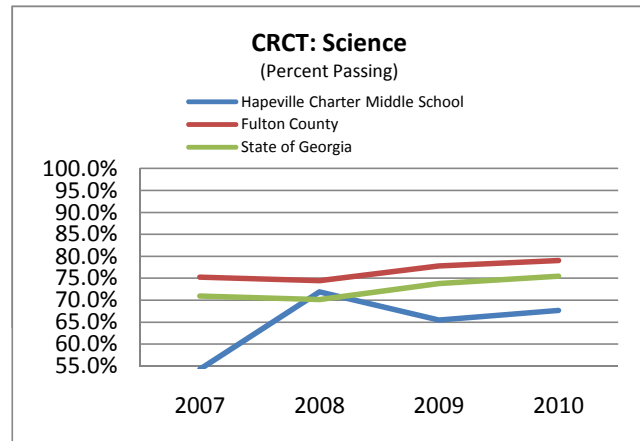
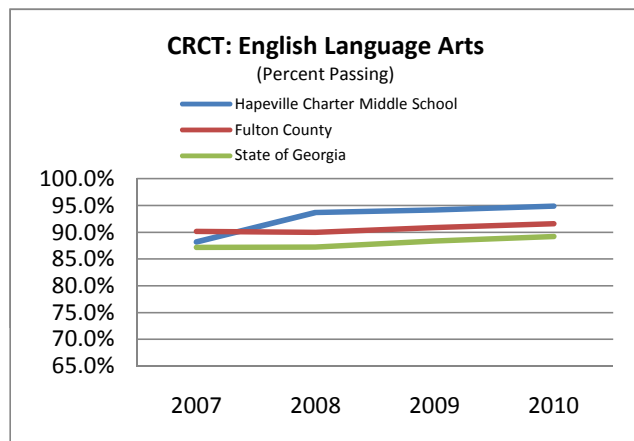
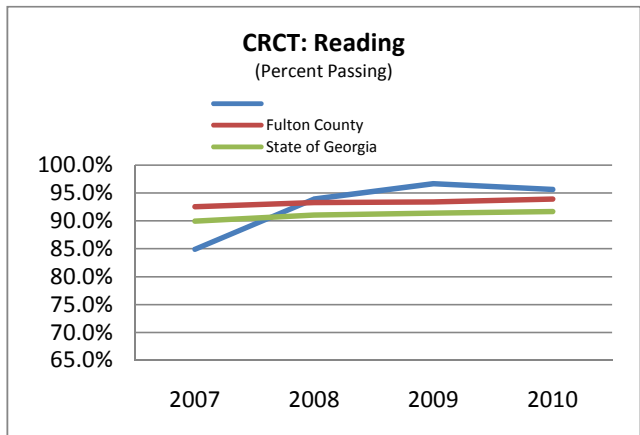
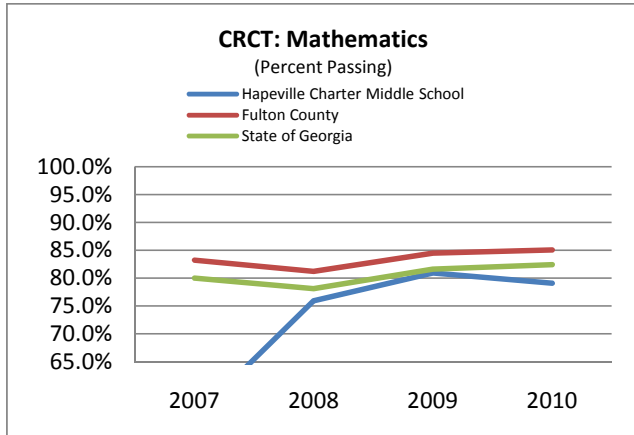
When comparing by grade level the group mean score results of Hapeville charter Middle Schools students completing the standardized assessments in science will meet or exceed the group mean score results of demographically similar schools in the Fulton County System. Actual Performance: Met goal. During the 2009-2010 school year, Demographically similar schools (Camp Creek, McNair, Kipp South Fulton, Sandtown, Paul D. West, Woodland, Renaissance) had a mean score of 60% in science, while Hapeville Charter Middle School had a mean score of 67% respectively.

**Goal 3:**

When comparing by grade level, the group mean score results of Hapeville Charter School students completing standardized assessments in mathematics will meet or exceed the group mean score results of demographically similar schools in the Fulton County System. Actual Performance: Met goal. During the 2009-2010 school year, demographically similar schools (Camp Creek, McNair, Kipp South Fulton, Sandtown, Paul D. West, Woodland, Renaissance) had a mean score of 67% in mathematics, and Hapeville Charter Middle School had a mean score of 74%

**Goal 4:**

When comparing by grade level, the group mean score results of Hapeville Charter Middle School students completing standardized assessments in reading will meet or exceed the group mean score results of demographically similar schools in the Fulton County School System. Actual performance: Met Goal: During the 2009-2010 school year, demographically similar schools (Camp Creek, McNair, Kipp South Fulton, Sandtown, Paul D. West, Woodland, Renaissance) had a mean score of 85% in Reading, and Hapeville Charter Middle School had a mean score of 95%.



# Imagine International Academy of Smyrna

**Principal:** Gloria Clarke  
**School Address:** 4451 South Atlanta Road, Suite 200, Smyrna, Georgia 30080  
**Phone Number:** 678-370-0980 **Email:** gloria.clarke@imagineschool.com

## Mission Statement:

"THE IMAGINE INTERNATIONAL ACADEMY OF SMYRNA is a community partnership whose purpose is to empower students to be critical thinkers, well-rounded individuals and caring world citizens by developing intellect in a nurturing environment, through a rigorous and relevant curriculum."

## At a Glance:

District:	Cobb County	Enrollment:	601
Type:	Start-up	Title I:	No
Open:	07/30/07	Total Teachers:	34
Converted:	N/A	Total Administrators:	1
Grades Served:	K-8	EMO Contract:	Yes
Waiting List:	Yes	Lottery:	Yes

## Academic Achievement CRCT:

	School CRCT Math	District CRCT Math	Better Than District? (Y/N)	School CRCT Reading	District CRCT Reading	Better Than District? (Y/N)
Does Not Meet	20.7%	13.3%	No	4.2%	5.5%	Yes
Meets	56.1%	46.8%	Yes	56.3%	53.3%	Yes
Exceeds Standard	23.2%	40.0%	No	39.4%	41.2%	No
Meets + Exceeds	79.3%	86.7%	No	95.8%	94.5%	Yes

## Financial Accountability and Facilities Information:

Financial Accountability		Facilities Information	
School Surplus	No	School Owns Facility	Yes
Reserve Fund	Yes	Plans to Purchase Facility	No
Total Private Funding	\$0.00	Monthly Facility Cost	\$57,000.00
Total Debt	\$4,899,000.00	Yearly Facility Cost	\$585,000.00

## Adequate Yearly Progress (AYP) Information:

Academic Accountability	2010	2009	2008	2007
School Made AYP	Met	Met	Met	N/A
School is in Needs Improvement	No	No	No	N/A

For more information on this schools AYP results, please see [www.gadoe.org](http://www.gadoe.org) then go to AYP Report

**Academic Goals:**

In the space below, please enter at least three (3) goals but no more than four (4) that are stated in your charter and report on the progress that your school had made towards meeting each goal. Please provide at least two (2) goals that measure quantifiable student test results. If your school has not met a goal, please offer a brief explanation. Please limit each response to 100 words or less.

**Goal 1:**

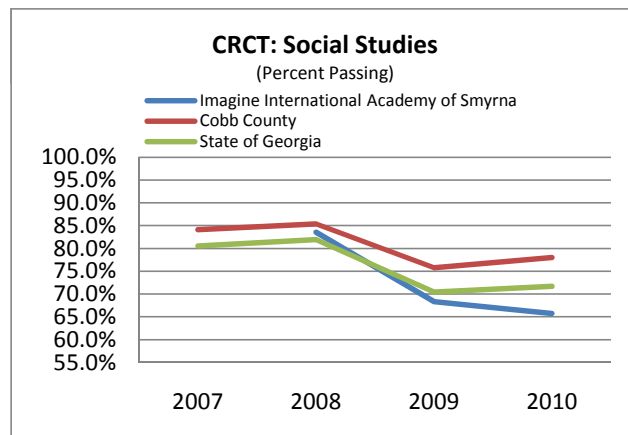
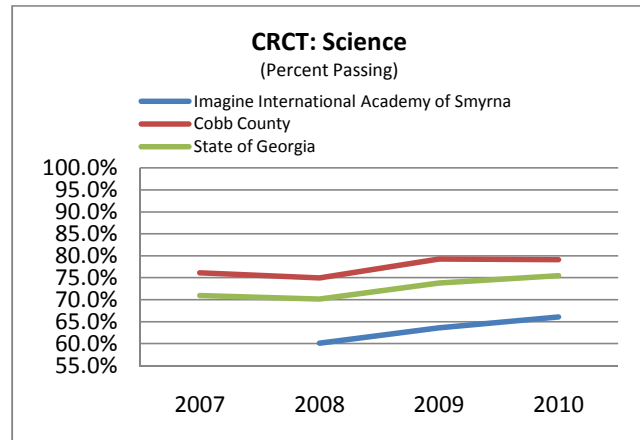
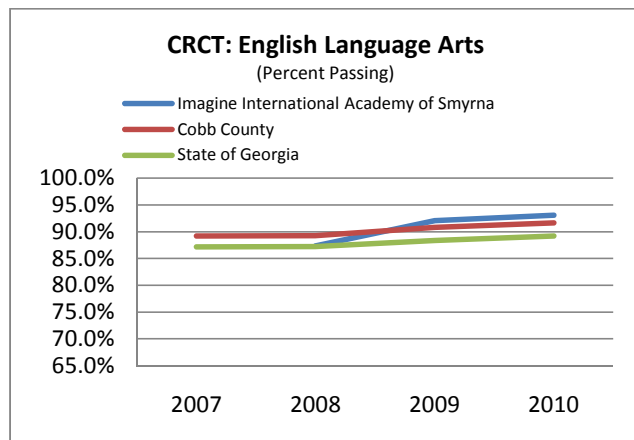
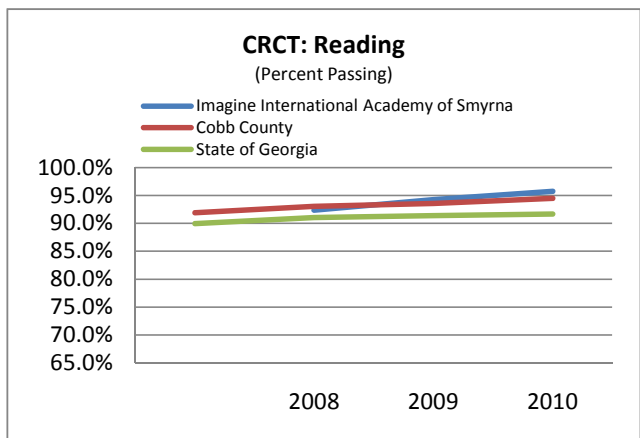
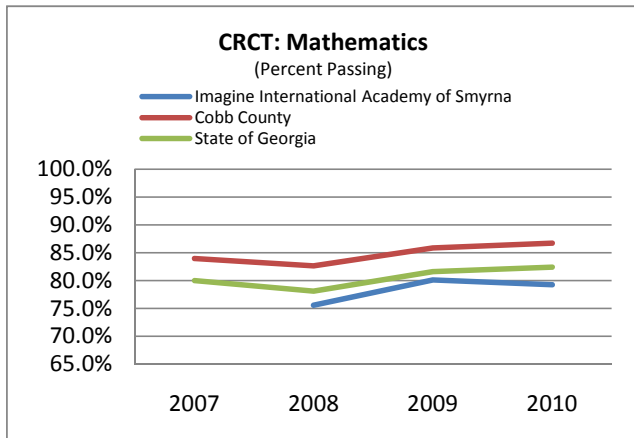
During 2009-10 school year, 1st-8th grade students will 90% passing Reading CRCT

**Goal 2:**

During 2009-10 school year, 90% of 8th grade students will pass state writing exam.

**Goal 3:**

During 2009-10 school year, Imagine Smyrna will achieve SACS (AdvancED) Accreditation.



# Imagine Wesley International Academy Charter Facility

**Principal:** Mridula Hormes  
**School Address:** 1049 Custer Ave SE, Atlanta, Georgia 30316  
**Phone Number:** 678-904-9137 **Email:** mridula.hormes@imagineschools.com

## Mission Statement:

Imagine Wesley International Academy strives to educate internationally minded students capable of leading and thriving in today's interconnected global environment. Imagine Wesley serves students of talent and character, offering them an education that broadens their perspectives, sharpens their minds, strengthens their bodies, and engages their hearts. It aims to provide students with a world class learning opportunity by maintaining a caring learning environment; involving parents and the community in school activities; and utilizing innovative teaching techniques delivered by a superior faculty. Imagine Wesley is committed to creating a caring, inclusive, and just community dedicated to fostering creativity, personal balance, and connection to the global community.

## At a Glance:

District:	Atlanta Public Schools	Enrollment:	589
Type:	Start-up	Title I:	Yes
Open:	08/20/07	Total Teachers:	46
Converted:	N/A	Total Administrators:	2
Grades Served:	K-8	EMO Contract:	Yes
Waiting List:	Yes	Lottery:	No

## Academic Achievement CRCT:

	School CRCT Math	District CRCT Math	Better Than District? (Y/N)	School CRCT Reading	District CRCT Reading	Better Than District? (Y/N)
Does Not Meet	21.0%	27.9%	Yes	6.6%	13.2%	Yes
Meets	53.2%	50.1%	Yes	57.3%	61.6%	No
Exceeds Standard	25.8%	22.0%	Yes	36.1%	25.3%	Yes
Meets + Exceeds	79.0%	72.1%	Yes	93.4%	86.8%	Yes

## Financial Accountability and Facilities Information:

Financial Accountability		Facilities Information	
School Surplus	Yes	School Owns Facility	Yes
Reserve Fund	Yes	Plans to Purchase Facility	No
Total Private Funding	\$28,496.00	Monthly Facility Cost	\$134,490.00
Total Debt	\$237,882.00	Yearly Facility Cost	\$277,000.00

## Adequate Yearly Progress (AYP) Information:

Academic Accountability	2010	2009	2008	2007
School Made AYP	Did Not Meet	Did Not Meet	Met	N/A
School is in Needs Improvement	No	No	No	N/A

For more information on this schools AYP results, please see [www.gadoe.org](http://www.gadoe.org) then go to AYP Report

**Academic Goals:**

In the space below, please enter at least three (3) goals but no more than four (4) that are stated in your charter and report on the progress that your school had made towards meeting each goal. Please provide at least two (2) goals that measure quantifiable student test results. If your school has not met a goal, please offer a brief explanation. Please limit each response to 100 words or less.

**Goal 1:**

Target Goal 1: By year 4 of operation, Imagine Wesley International Academy will differentiate instruction in the Chinese language according to level of ability so as to progress towards leveled instruction at all grade levels.

Actual Performance: Met Goal. During the 2009-2010 school year all classes between the grade levels of 2nd through 8th grade, received differentiated instruction based on ability levels.

**Goal 2:**

Target Goal 2: By year 4 of operation, Parent Satisfaction will be measured through the use of surveys from year to year.

Actual Performance: Met Goal. During the 2009-2010 school year surveys completed by parents showed parent satisfaction at 80.4%.

**Goal 3:**

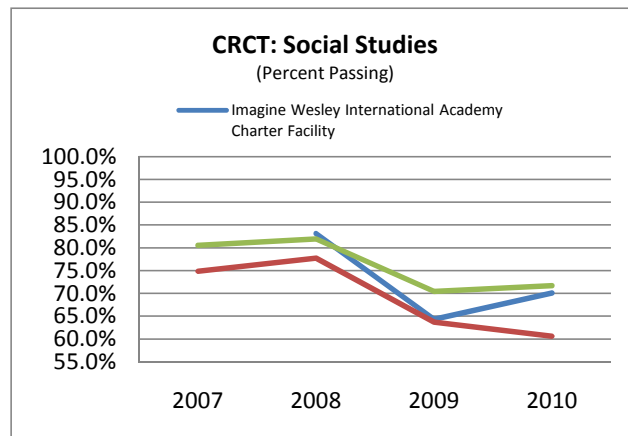
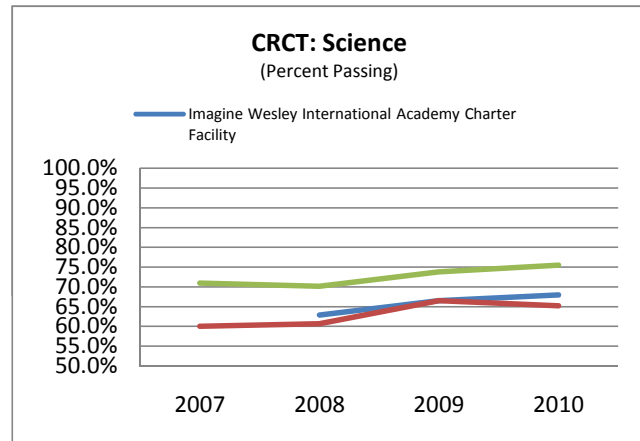
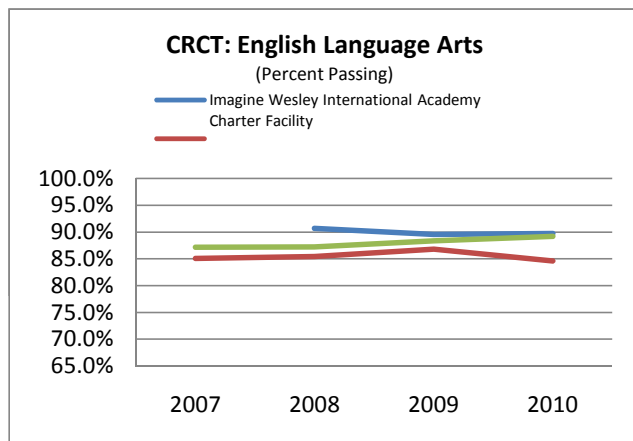
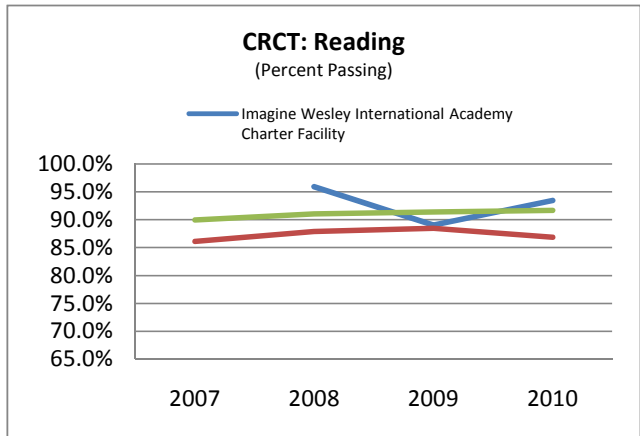
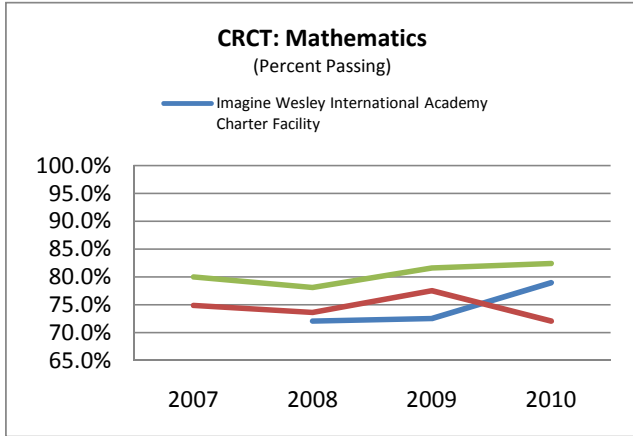
Target Goal 3: By year 4 of operation, Imagine Wesley International Academy will increase the percentage of students meeting or exceeding the minimum standard on the CRCT for grades 1 or above in reading by a minimum of 3%.

Actual Performance: Met Goal. During the 2009-2010 school year 100% of students in grades 1-8 combined met or exceeded state expectations of 73.3% in reading.

**Goal 4:**

Target Goal 4: By year 4 of operation, Imagine Wesley International Academy will increase the percentage of students meeting or exceeding the state standard on the CRCT for grades 1 or above in mathematics by a minimum of 3%.

Actual Performance: Met Goal. During the 2009-2010 school year 75% of the students in grades 1-7 combined met or exceeded state expectations of 67.6% in Mathematics.



# International Community School

**Principal:** Laurent Ditmann  
**School Address:** 3260 Covington Hwy, Decatur, Georgia 30032  
**Phone Number:** 404-499-8969 **Email:** laurent\_ditmann@fc.dekalb.k12.ga.us

## Mission Statement:

ICS provides refugee, immigrant and local children with an international education. The school explores and celebrates cultural differences in an academically challenging, nurturing and intentionally multi-ethnic environment.

## At a Glance:

District:	DeKalb County	Enrollment:	389
Type:	Start-up	Title I:	Yes
Open:	08/01/02	Total Teachers:	38
Converted:	N/A	Total Administrators:	3
Grades Served:	K-6	EMO Contract:	No
Waiting List:	Yes	Lottery:	Yes

## Academic Achievement CRCT:

	School CRCT Math	District CRCT Math	Better Than District? (Y/N)	School CRCT Reading	District CRCT Reading	Better Than District? (Y/N)
Does Not Meet	26.9%	27.9%	Yes	10.3%	13.0%	Yes
Meets	47.0%	50.3%	No	56.8%	60.5%	No
Exceeds Standard	26.0%	21.8%	Yes	32.8%	26.4%	Yes
Meets + Exceeds	73.1%	72.1%	Yes	89.7%	87.0%	Yes

## Financial Accountability and Facilities Information:

Financial Accountability		Facilities Information	
School Surplus	No	School Owns Facility	Yes
Reserve Fund	Yes	Plans to Purchase Facility	No
Total Private Funding	\$226,984.00	Monthly Facility Cost	\$7,700.00
Total Debt	\$4,916,039.00	Yearly Facility Cost	\$265,000.00

## Adequate Yearly Progress (AYP) Information:

Academic Accountability	2010	2009	2008	2007
School Made AYP	Did Not Meet	Met	Did Not Meet	Met
School is in Needs Improvement	No	No	No	No

For more information on this schools AYP results, please see [www.gadoe.org](http://www.gadoe.org) then go to AYP Report

**Academic Goals:**

In the space below, please enter at least three (3) goals but no more than four (4) that are stated in your charter and report on the progress that your school had made towards meeting each goal. Please provide at least two (2) goals that measure quantifiable student test results. If your school has not met a goal, please offer a brief explanation. Please limit each response to 100 words or less.

**Goal 1:**

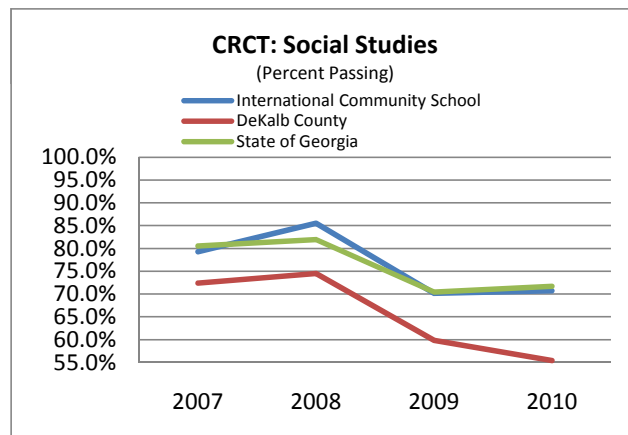
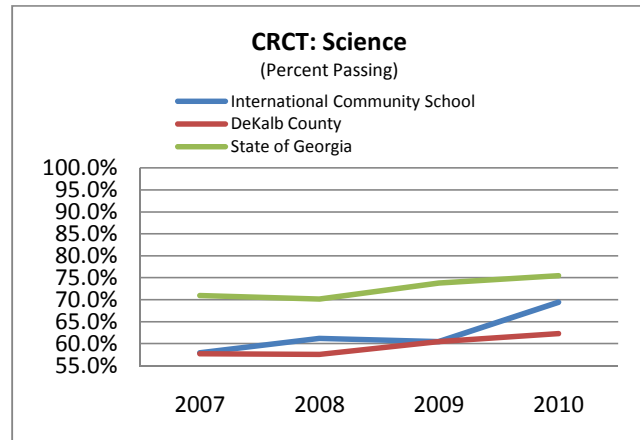
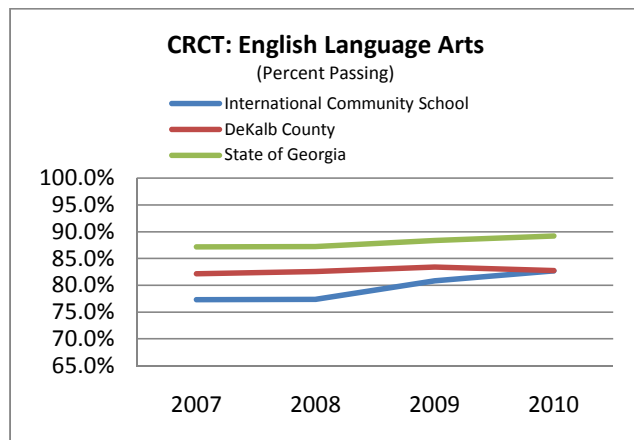
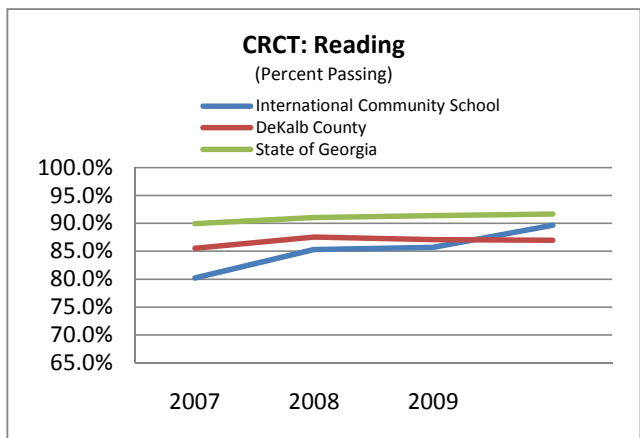
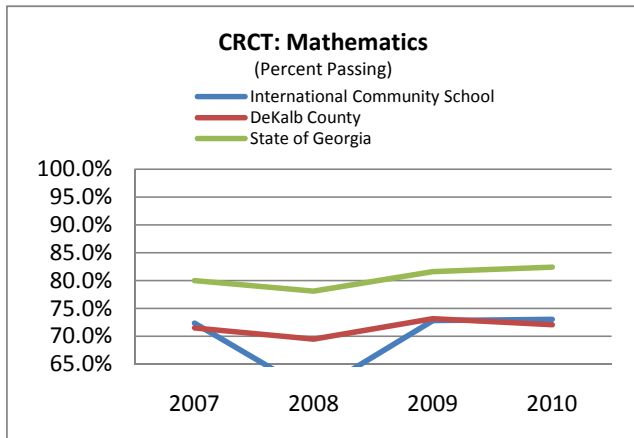
Meet AYP Goals: We did not meet this goal, in spite of a 3.4% overall increase in the number of students meeting or exceeding the CRCT standards in math and English. One of our subgroups, Limited English Proficiency students, did not meet AYP goals in math. It actually means that out of a group of 48 LEP students, 24 passed when we needed 26. Given the nature of of mission, this is hardly as sign of failure.

**Goal 2:**

10% of students at Level II in reading in the previous year will raise their scores to Level III: Goal met

**Goal 3:**

Board membership will represent community diversity (parents , members of the community and others with useful connections and professional background): The ICS Board is radically different from what it was a year. It now has 12 members (with a goal of 22) including 6 parents, 2 refugees, 4 Africans or African-Americans, 1 Indian American, 1 Buthanese, 2 attorneys, 1 Ph.D. This fulfills the purpose of our "intentional diversity."



# International Studies Elementary Charter School

Principal: Zeda George  
 School Address: 2237 Cutts Drive, Albany, Georgia 31705  
 Phone Number: 229-431-3384 Email: N/A

## Mission Statement:

THh mission of the International Studies Elementary Charter School is to develop high academic skills,international ideas, cultural diversity, responsible citizedship as well as critical and compassionate thinking.

## At a Glance:

District:	Dougherty County	Enrollment:	473
Type:	Conversion	Title I:	Yes
Open:	08/01/05	Total Teachers:	33
Converted:	01/07/05	Total Administrators:	2
Grades Served:	K-5	EMO Contract:	No
Waiting List:	Yes	Lottery:	No

## Academic Achievement CRCT:

	School CRCT Math	District CRCT Math	Better Than District? (Y/N)	School CRCT Reading	District CRCT Reading	Better Than District? (Y/N)
Does Not Meet	14.6%	26.5%	Yes	3.8%	13.4%	Yes
Meets	60.5%	58.1%	Yes	77.8%	68.5%	Yes
Exceeds Standard	24.9%	15.4%	Yes	18.4%	18.1%	Yes
Meets + Exceeds	85.4%	73.5%	Yes	96.2%	86.6%	Yes

## Financial Accountability and Facilities Information:

Financial Accountability		Facilities Information	
School Surplus	No	School Owns Facility	Yes
Reserve Fund	No	Plans to Purchase Facility	Does not apply
Total Private Funding	\$0.00	Monthly Facility Cost	n/a
Total Debt	\$0.00	Yearly Facility Cost	n/a

## Adequate Yearly Progress (AYP) Information:

Academic Accountability	2010	2009	2008	2007
School Made AYP	Met	Met	Met	Met
School is in Needs Improvement	No	No	No	No

For more information on this schools AYP results, please see [www.gadoe.org](http://www.gadoe.org) then go to AYP Report

**Academic Goals:**

In the space below, please enter at least three (3) goals but no more than four (4) that are stated in your charter and report on the progress that your school had made towards meeting each goal. Please provide at least two (2) goals that measure quantifiable student test results. If your school has not met a goal, please offer a brief explanation. Please limit each response to 100 words or less.

**Goal 1:**

The International Baccalaureate Organization's Primary Year Program is the innovation that drives our charter. The IBO Primary Year Program's frame work is inclusive, international and rigorous. Therefore, we will continue the membership, methodology/framework to increase student achievement as measured by the annual Criterion Referenced Competency Test (CRCT) and the primary year program's standards and practices

**Goal 2:****Goal 2:**

All students at ISECS will meet or exceed Reading standards as measured by the annual CRCT.

1st grade Baseline (2006-2007) 92 % actual 97%

2ndgrade Baseline (2006-2007) 97 % actual 96%

3rd grade Baseline (2006-2007) 83% actual 95%

4thgrade Baseline (2006-2007) 83% actual 95%

5th grade Baseline (20062007) 96% actual 100%

**Goal 3:**

All students at ISECS will meet or exceed ELA standards as measured by the annual CRCT.

1st grade Baseline (2006-2007) 87% actual 92%

2nd grade Baseline (2006-2007) 87% actual 92%

3rd grade Baseline (2006-2007) 90% actual 95%

4th grade Baseline (2006-2007) 90% actual 94%

5th grade Baseline (2006-2007) 93% actual 100%

**Goal 4:**

All students at ISECS will meet or exceed Math standards as measured by the annual CRCT

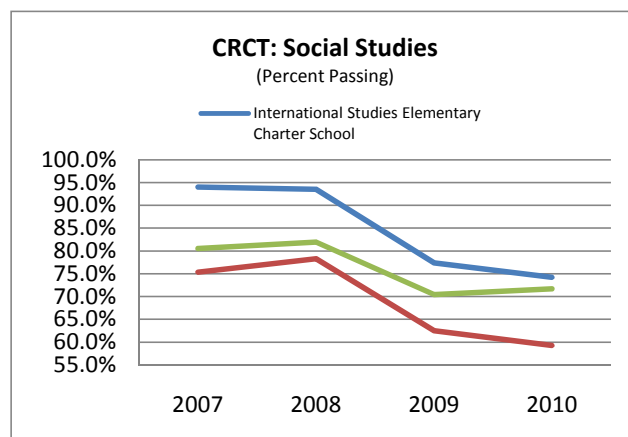
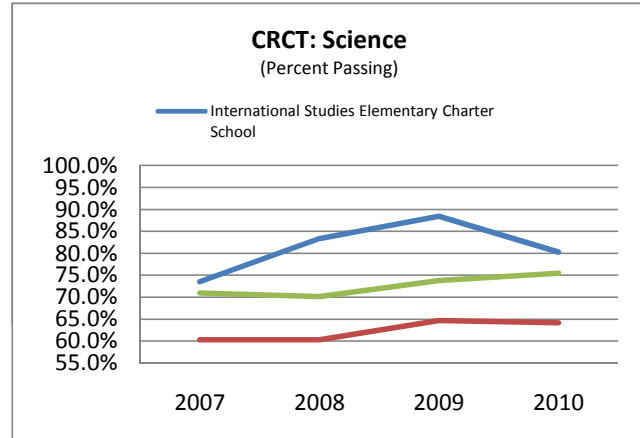
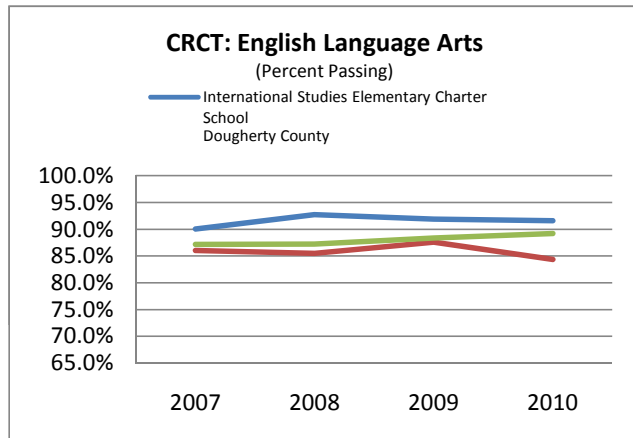
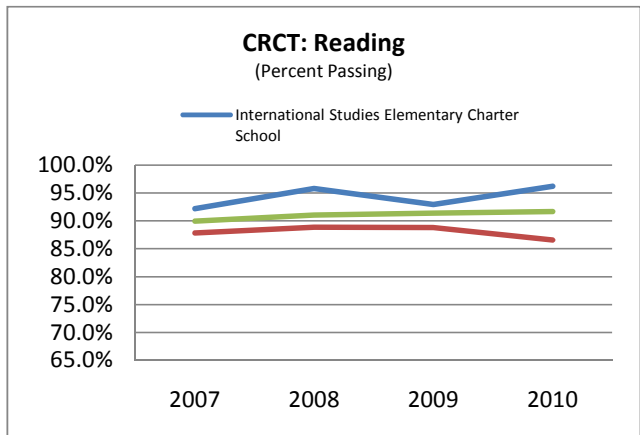
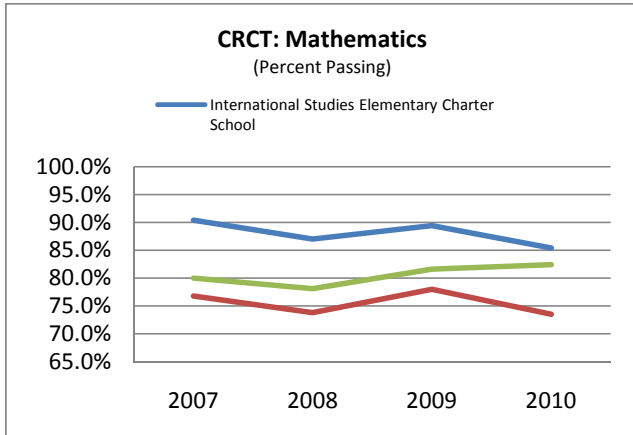
1st grade Baseline (2006-2007) 91% actual 93%

2nd grade Baseline (2006-2007) 98% actual 86%

3rd grade Baseline (2006-2007) 98% actual 78%

4th grade Baseline (2006-2007) 98% actual 77%

5th grade Baseline (2006-2007) 93% actual 92%



# Ivy Preparatory Academy School

**Principal:** Nina L. Gilbert  
**School Address:** 3705 Engineering Dr., Norcross, Georgia 30092  
**Phone Number:** 770-448-6273 **Email:** ngilbert@ivyprepacademy.org

## Mission Statement:

Within a structured and supportive environment, Ivy Prep develops middle and high school girls into thoroughly equipped scholars who are prepared to enter and succeed in the colleges and universities of their choice.

## At a Glance:

District:	Ivy Prep	Enrollment:	288
Type:	Start-up	Title I:	Yes
Open:	08/01/08	Total Teachers:	8
Converted:	N/A	Total Administrators:	2
Grades Served:	6-8	EMO Contract:	No
Waiting List:	Yes	Lottery:	Yes

## Academic Achievement CRCT:

	School CRCT Math	District CRCT Math	Better Than District? (Y/N)	School CRCT Reading	District CRCT Reading	Better Than District? (Y/N)
Does Not Meet	8.5%	8.5%	Equal	0.0%	0.0%	Equal
Meets	52.1%	52.1%	Equal	53.8%	53.8%	Equal
Exceeds Standard	39.4%	39.4%	Equal	46.2%	46.2%	Equal
Meets + Exceeds	91.5%	91.5%	Equal	100.0%	100.0%	Equal

## Financial Accountability and Facilities Information:

Financial Accountability		Facilities Information	
School Surplus	Yes	School Owns Facility	Yes
Reserve Fund	Yes	Plans to Purchase Facility	Yes
Total Private Funding	\$48,130.00	Monthly Facility Cost	\$40,000.00
Total Debt	\$111,585.00	Yearly Facility Cost	\$600,754.00

## Adequate Yearly Progress (AYP) Information:

Academic Accountability	2010	2009	2008	2007
School Made AYP	Met	Met	N/A	N/A
School is in Needs Improvement	No	No	N/A	N/A

For more information on this schools AYP results, please see [www.gadoe.org](http://www.gadoe.org) then go to AYP Report

**Academic Goals:**

In the space below, please enter at least three (3) goals but no more than four (4) that are stated in your charter and report on the progress that your school had made towards meeting each goal. Please provide at least two (2) goals that measure quantifiable student test results. If your school has not met a goal, please offer a brief explanation. Please limit each response to 100 words or less.

**Goal 1:**

Students will make strong yearly progress towards the mastery of, and excellence in reading

Actual Performance: Met Goal. During the 2009-2010 school year 100% of 6th and 7th graders met or exceeded standards on the Reading and ELA portion of the CRCT.

**Goal 2:**

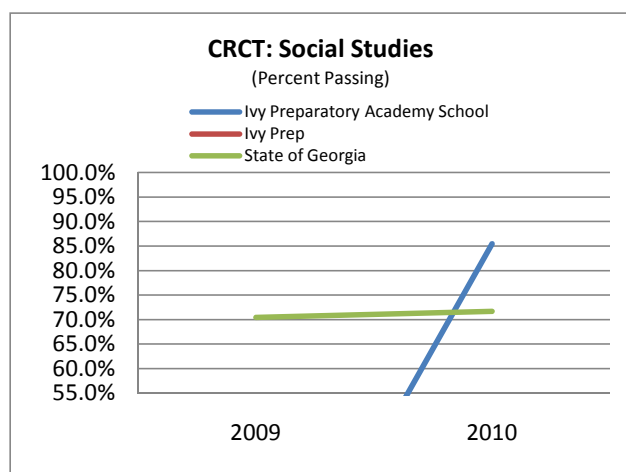
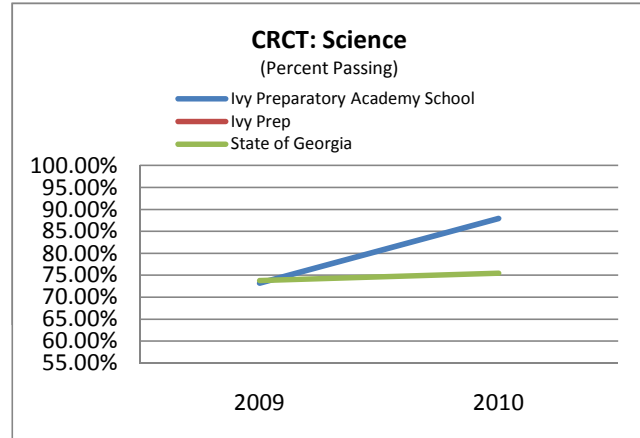
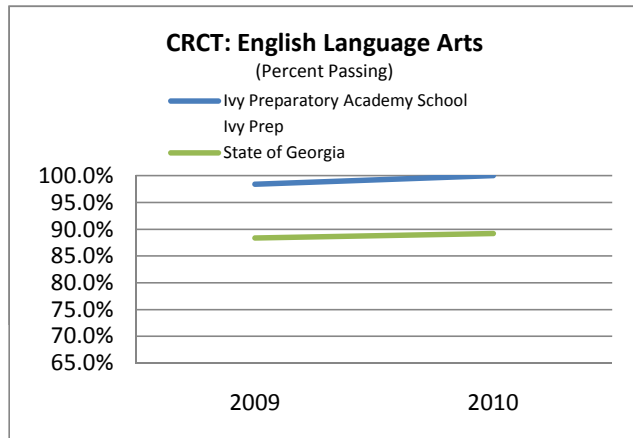
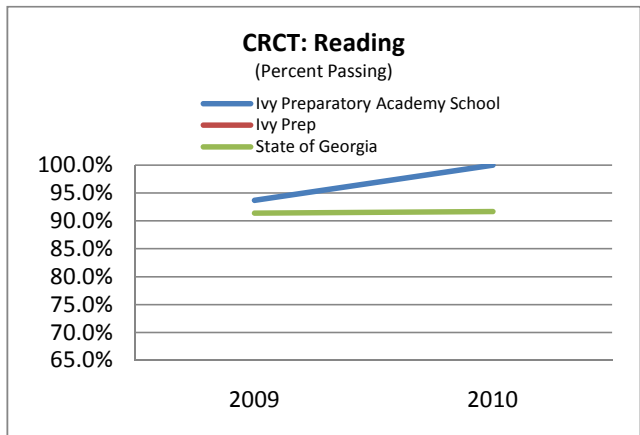
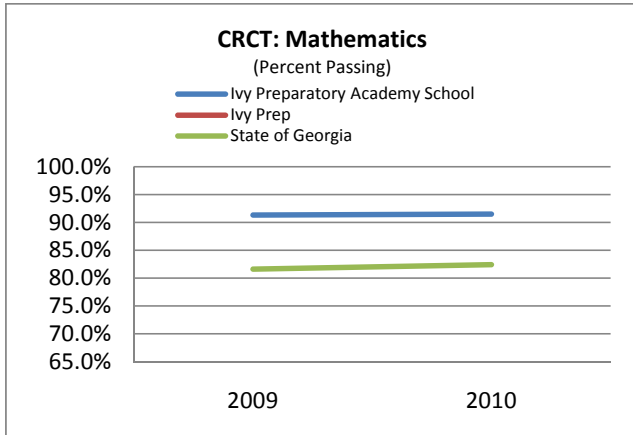
Students will make strong yearly progress towards the mastery of, and excellence in Math.

Actual Performance: Met Goal. During the 2009-2010 school year 92% of 6th and 7th graders met or exceeded standards on the Math portion of the CRCT.

**Goal 3:**

Students will make strong yearly progress towards the mastery of, and excellence in Science.

Actual Performance: Met Goal. During the 2009-2010 school year 88% of 6th and 7th graders met or exceeded standards on the science portion of the CRCT



# Jenkins-White Elementary Charter School

**Principal:** Marva Tutt  
**School Address:** 800 15th Avenue, Augusta, Georgia 30901  
**Phone Number:** 706-737-7320 **Email:** N/A

## Mission Statement:

To teach our students how to become productive citizens in a diverse society, while demonstrating respect for themselves and others.

## At a Glance:

District:	Richmond County	Enrollment:	428
Type:	Conversion	Title I:	Yes
Open:	08/13/07	Total Teachers:	32
Converted:	02/09/06	Total Administrators:	2
Grades Served:	PreK-5	EMO Contract:	No
Waiting List:	Yes	Lottery:	Yes

## Academic Achievement CRCT:

	School CRCT Math	District CRCT Math	Better Than District? (Y/N)	School CRCT Reading	District CRCT Reading	Better Than District? (Y/N)
Does Not Meet	54.8%	33.7%	No	29.4%	13.4%	No
Meets	42.2%	52.9%	No	66.2%	67.1%	No
Exceeds Standard	3.0%	13.4%	No	4.3%	19.5%	No
Meets + Exceeds	45.2%	66.3%	No	70.6%	86.6%	No

## Financial Accountability and Facilities Information:

Financial Accountability		Facilities Information	
School Surplus	No	School Owns Facility	Yes
Reserve Fund	No	Plans to Purchase Facility	Does not apply
Total Private Funding	N/A	Monthly Facility Cost	N/A
Total Debt	N/A	Yearly Facility Cost	N/A

## Adequate Yearly Progress (AYP) Information:

Academic Accountability	2010	2009	2008	2007
School Made AYP	Did Not Meet	Did Not Meet	Did Not Meet	Met
School is in Needs Improvement	Yes	Yes	No	N/A

For more information on this schools AYP results, please see [www.gadoe.org](http://www.gadoe.org) then go to AYP Report

**Academic Goals:**

In the space below, please enter at least three (3) goals but no more than four (4) that are stated in your charter and report on the progress that your school had made towards meeting each goal. Please provide at least two (2) goals that measure quantifiable student test results. If your school has not met a goal, please offer a brief explanation. Please limit each response to 100 words or less.

**Goal 1:**

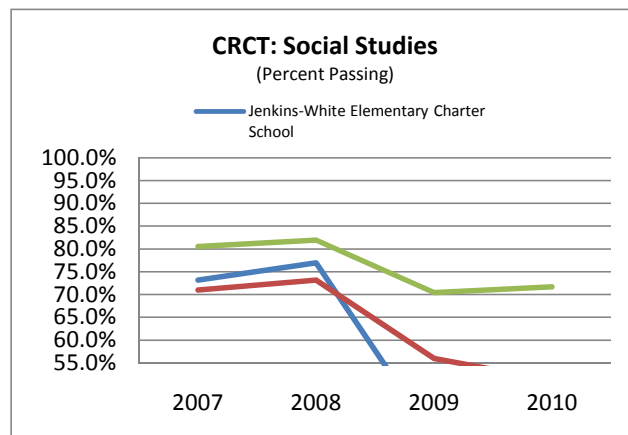
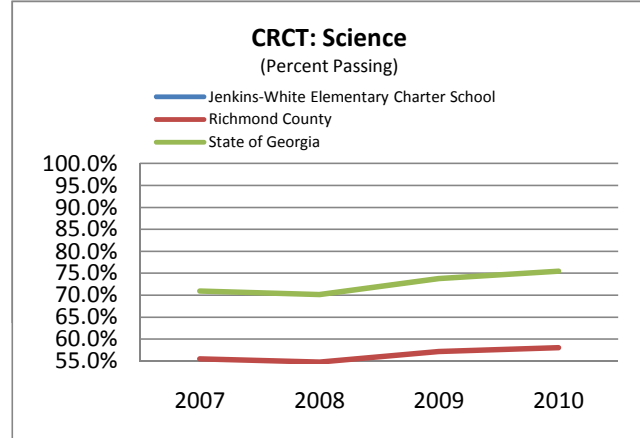
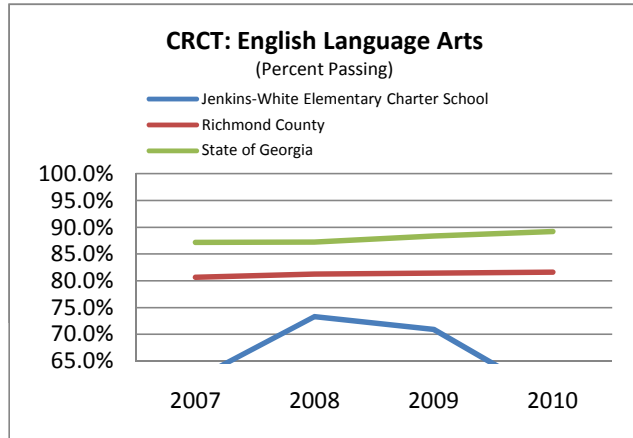
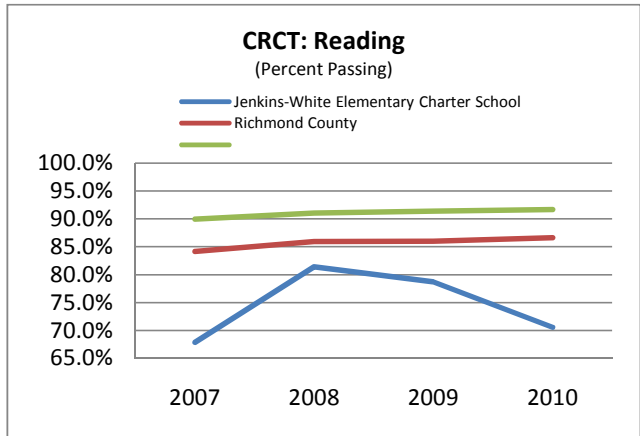
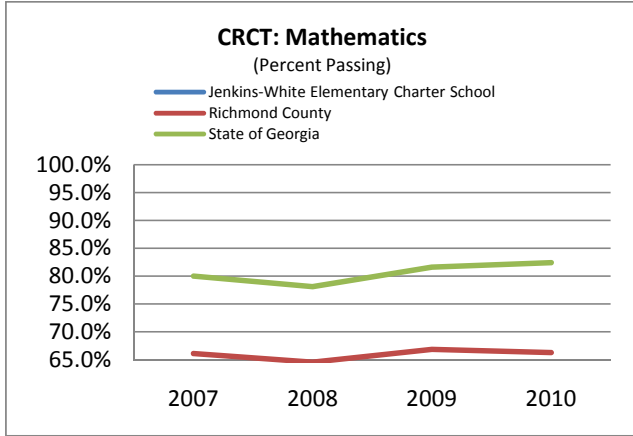
By 2011, 60% of students in grades three and five, who have been at Jenkins-White for the full academic year, will meet or exceed standards in mathematics.

**Goal 2:**

By 2011, 75% of students in grades three and five, who have been at Jenkins-White for the full academic year, will meet or exceed standards in Reading/ELA.

**Goal 3:**

By 2011, 30% of students with disabilities in grades 1-5, who have been at Jenkins-White a full academic year will meet or exceed standards in Reading/ELA.



# Kennesaw Charter School

**Principal:** W. Kay Frey  
**School Address:** 1370 Lockhart Drive, Kennesaw, Georgia 30144  
**Phone Number:** 678-290-9628 **Email:** [kfrey@kcsma.net](mailto:kfrey@kcsma.net)

## Mission Statement:

Our Mission is to foster each student's innate curiosity and joy of discovery. We prepare students to be well educated, socially aware, scientifically literate, respectful, and responsible citizens. We achieve this by combining student-centered, collaborative and hands-on instructional methods with exceptional parental and community involvement.

## At a Glance:

District:	Cobb County	Enrollment:	444
Type:	Start-up	Title I:	No
Open:	08/01/03	Total Teachers:	38
Converted:	N/A	Total Administrators:	1
Grades Served:	K-6	EMO Contract:	No
Waiting List:	Yes	Lottery:	Yes

## Academic Achievement CRCT:

	School CRCT Math	District CRCT Math	Better Than District? (Y/N)	School CRCT Reading	District CRCT Reading	Better Than District? (Y/N)
Does Not Meet	15.3%	13.3%	No	5.2%	5.5%	Yes
Meets	50.1%	46.8%	Yes	50.1%	53.3%	No
Exceeds Standard	34.6%	40.0%	No	44.7%	41.2%	Yes
Meets + Exceeds	84.7%	86.7%	No	94.8%	94.5%	Yes

## Financial Accountability and Facilities Information:

Financial Accountability		Facilities Information	
School Surplus	Yes	School Owns Facility	Yes
Reserve Fund	Yes	Plans to Purchase Facility	No
Total Private Funding	\$0.00	Monthly Facility Cost	\$24,500.00
Total Debt	\$0.00	Yearly Facility Cost	\$256,665.00

## Adequate Yearly Progress (AYP) Information:

Academic Accountability	2010	2009	2008	2007
School Made AYP	Met	Met	Met	Met
School is in Needs Improvement	No	No	No	No

For more information on this school's AYP results, please see [www.gadoe.org](http://www.gadoe.org) then go to AYP Report

**Academic Goals:**

In the space below, please enter at least three (3) goals but no more than four (4) that are stated in your charter and report on the progress that your school had made towards meeting each goal. Please provide at least two (2) goals that measure quantifiable student test results. If your school has not met a goal, please offer a brief explanation. Please limit each response to 100 words or less.

**Goal 1:**

By year 2009 KCSMA will increase the number of 5th grade students who exceeded standards on Science CRCT by 5 percentage points, from 27% exceeding in 2009, to 32% in school year 2010.

Actual Performance: Met Goal. During school year 2010, 37% of 5th grade students exceeded Science CRCT standards.

**Goal 2:**

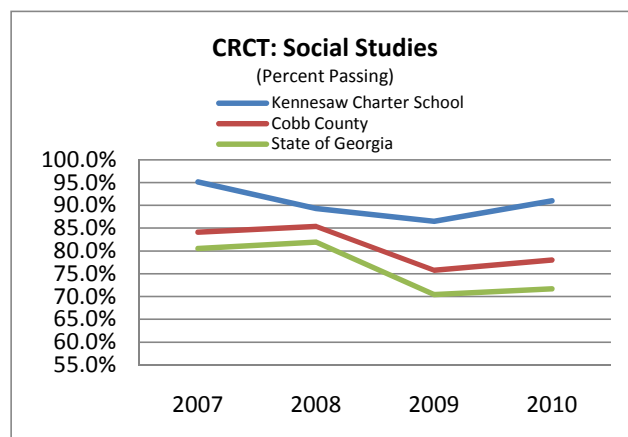
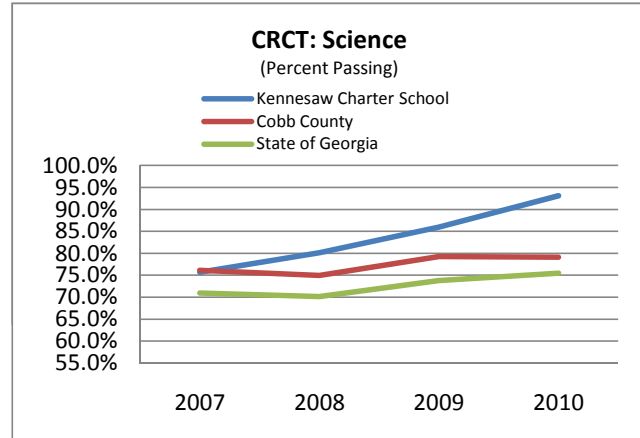
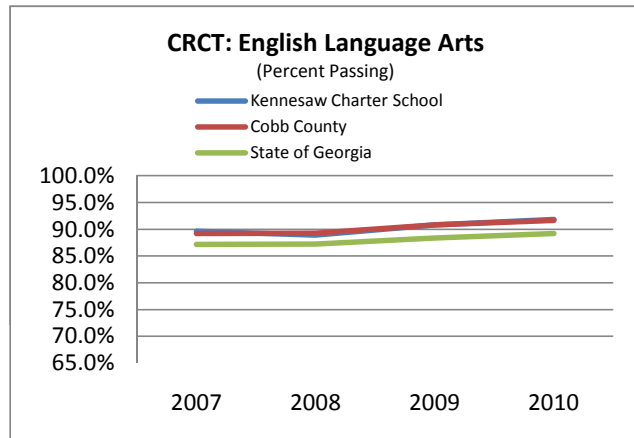
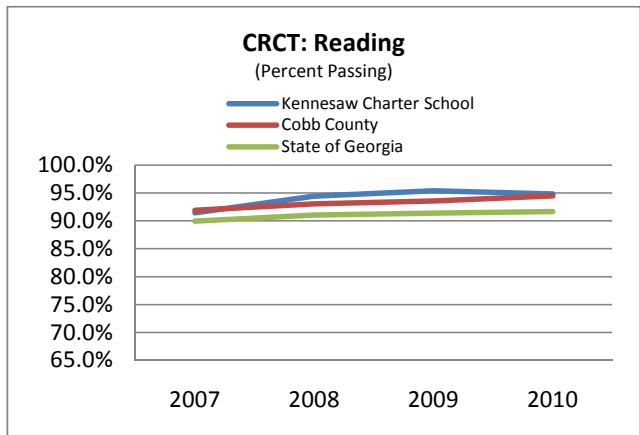
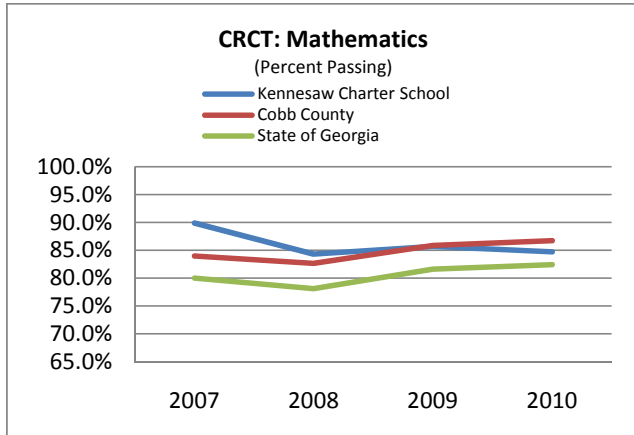
By year 2009 KCSMA will increase the number of 5th grade students who exceeded standards on Math CRCT by 5 percentage points, from 21% in 2009, to 26% in school year 2010.

Actual Performance: Met Goal. During school year 2010, 53% of 5th grade students exceeded Math and CRCT standards.

**Goal 3:**

By year 2009 KCSMA will increase the number of 4th grade students who exceeded standards on Math CRCT by 5 percentage points, from 30% exceeding in 2009, to 35% in school year 2010.

Actual Performance: Met Goal. During school year 2010, 44% of 4th grade students exceeded Math CRCT standards.



# Kingsley Elementary School

**Principal:** Jasmine Smith  
**School Address:** 2051 Brendon Drive, Dunwoody, Georgia 30338  
**Phone Number:** 678-874-8902 **Email:** Jasmine\_C\_Smith@fc.dekalb.k12.ga.us

## Mission Statement:

The mission of Kingsley Charter School is to establish and strengthen relationships between home and school in order to promote high expectations of students, staff, and parents while encouraging unique strengths in a nurturing and creative environment.

## At a Glance:

District:	DeKalb County	Enrollment:	462
Type:	Conversion	Title I:	No
Open:	08/01/98	Total Teachers:	39
Converted:	08/13/98	Total Administrators:	2
Grades Served:	PK-5	EMO Contract:	No
Waiting List:	Yes	Lottery:	Yes

## Academic Achievement CRCT:

	School CRCT Math	District CRCT Math	Better Than District? (Y/N)	School CRCT Reading	District CRCT Reading	Better Than District? (Y/N)
Does Not Meet	18.2%	27.9%	Yes	5.3%	13.0%	Yes
Meets	42.8%	50.3%	No	50.6%	60.5%	No
Exceeds Standard	39.0%	21.8%	Yes	44.0%	26.4%	Yes
Meets + Exceeds	81.8%	72.1%	Yes	94.7%	87.0%	Yes

## Financial Accountability and Facilities Information:

Financial Accountability		Facilities Information	
School Surplus	No	School Owns Facility	Yes
Reserve Fund	No	Plans to Purchase Facility	Does not apply
Total Private Funding	\$0.00	Monthly Facility Cost	N/A
Total Debt	\$0.00	Yearly Facility Cost	N/A

## Adequate Yearly Progress (AYP) Information:

Academic Accountability	2010	2009	2008	2007
School Made AYP	Met	Met	Met	Met
School is in Needs Improvement	No	No	No	No

For more information on this schools AYP results, please see [www.gadoe.org](http://www.gadoe.org) then go to AYP Report

**Academic Goals:**

In the space below, please enter at least three (3) goals but no more than four (4) that are stated in your charter and report on the progress that your school had made towards meeting each goal. Please provide at least two (2) goals that measure quantifiable student test results. If your school has not met a goal, please offer a brief explanation. Please limit each response to 100 words or less.

**Goal 1:**

Kingsley students will increase language skills as measured by the ITBS, CRCT, GKAP, and Georgia Writing Assessment, by participating in a Brain-Based curriculum and instructional model.

Actual Performance: Met Goal. During the 2008-09 school year, 92% of students met and/or exceeded standards.

**Goal 2:**

Kingsley students will increase math skills as measured by the ITBS, CRCT, GKAP, and Georgia Writing Assessment, by participating in a Brain-Based curriculum and instructional model.

Actual Performance: Met Goal. During the 2008-09 school year, 82% of students met and/or exceeded standards.

**Goal 3:**

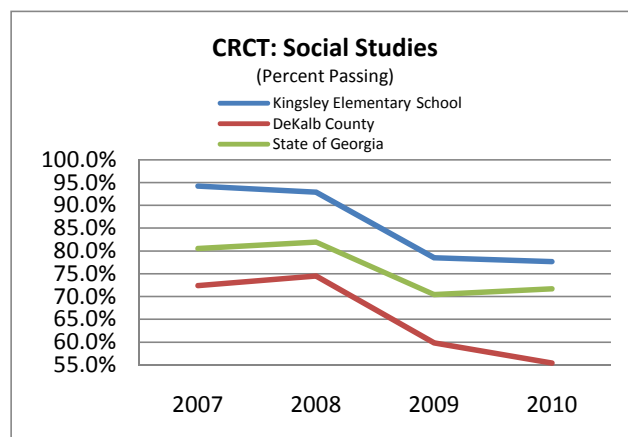
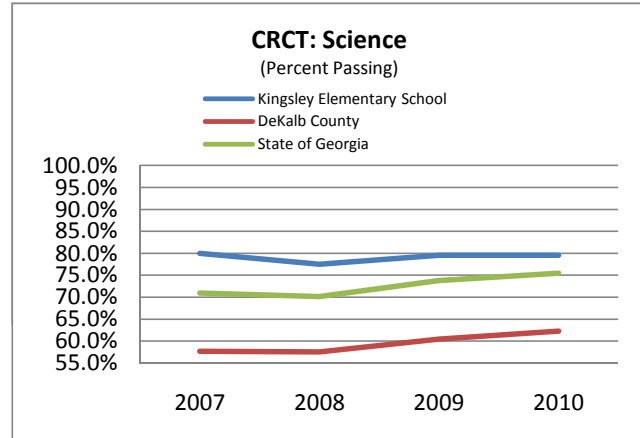
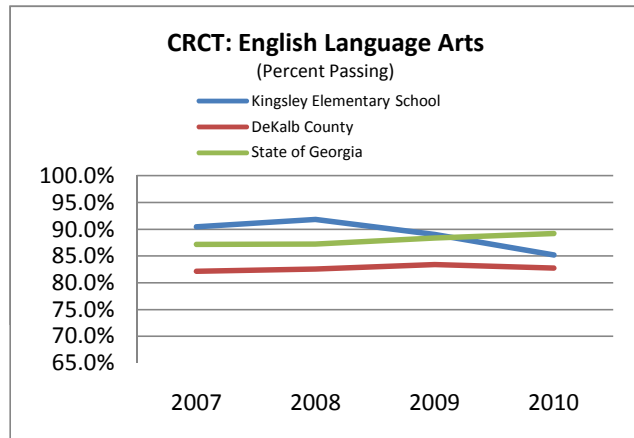
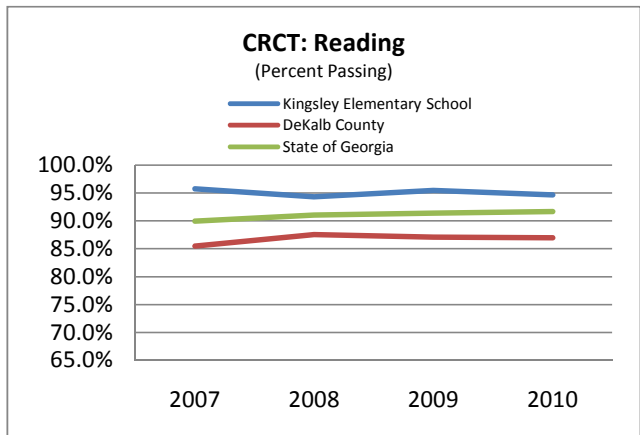
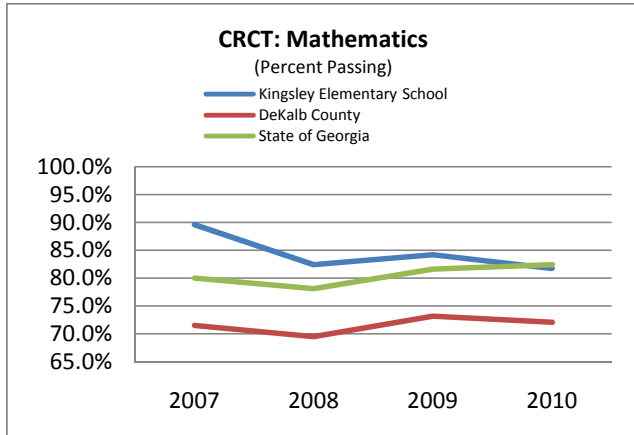
Students will develop academic skills in a safe, inviting and supportive learning environment. The effectiveness of the learning environment will be reflected in the results of the ITBS, CRCT, GKAP, and Reding Renaissance data.

Actual Performance: Met Goal. Met Goal. During the 2008-09 school year, 92% of students met and/or exceeded standards in language arts and 82% of students met and/or exceeded standards in math.

**Goal 4:**

Kingsley Charter School will create a cooperative working partnership between school, parents, community, business leaders and Partners in Education that benefits students.

Actual Performance: Met Goal. During the 2008-09 school year, Kingsley was recognized as having the PTO 2008-09 Parent Group of the Year. Parents completed over 8,000 volunteer hours.



# KIPP South Fulton Academy School

**Principal:** Jondre Pryor  
**School Address:** 1286 East Washington Ave, East Point, Georgia 30344  
**Phone Number:** 678-278-0160 **Email:** Jpryor@kippsouthfulton.org

## Mission Statement:

The mission of KIPP South Fulton Academy is to strengthen the knowledge, skills, character, and physical fitness of students in South Fulton County, thereby creating opportunities for success in top-notch high schools, colleges, and the competitive world beyond.

## At a Glance:

District:	Fulton County	Enrollment:	311
Type:	Start-up	Title I:	Yes
Open:	07/01/03	Total Teachers:	11
Converted:	N/A	Total Administrators:	1
Grades Served:	5-8	EMO Contract:	No
Waiting List:	Yes	Lottery:	Yes

## Academic Achievement CRCT:

	School CRCT Math	District CRCT Math	Better Than District? (Y/N)	School CRCT Reading	District CRCT Reading	Better Than District? (Y/N)
Does Not Meet	9.7%	14.9%	Yes	3.4%	6.1%	Yes
Meets	63.1%	45.0%	Yes	67.2%	51.7%	Yes
Exceeds Standard	27.2%	40.1%	No	29.3%	42.2%	No
Meets + Exceeds	90.3%	85.1%	Yes	96.6%	93.9%	Yes

## Financial Accountability and Facilities Information:

Financial Accountability		Facilities Information	
School Surplus	Yes	School Owns Facility	Yes
Reserve Fund	Yes	Plans to Purchase Facility	Does not apply
Total Private Funding	\$216,651.00	Monthly Facility Cost	\$8,933.00
Total Debt	\$1,343,531.00	Yearly Facility Cost	\$672,766.00

## Adequate Yearly Progress (AYP) Information:

Academic Accountability	2010	2009	2008	2007
School Made AYP	Met	Met	Met	Met
School is in Needs Improvement	No	No	No	No

For more information on this schools AYP results, please see [www.gadoe.org](http://www.gadoe.org) then go to AYP Report

**Academic Goals:**

In the space below, please enter at least three (3) goals but no more than four (4) that are stated in your charter and report on the progress that your school had made towards meeting each goal. Please provide at least two (2) goals that measure quantifiable student test results. If your school has not met a goal, please offer a brief explanation. Please limit each response to 100 words or less.

**Goal 1:**

Goal 1: Each year, the percentage of KIPP South Fulton Academy students meeting or exceeding standards in all grade levels of reading will exceed the percentage of students in the state of Georgia who meet or exceed standards in reading as measured by the CRCT.

Actual Performance: Met Goal. 91% of 5th graders, 94% of 6th graders, 99% of 7th graders, and 98% of 8th graders at KIPP South Fulton Academy met or exceeded standards in reading, compared to 90% of 5th graders, 91% of 6th graders, 89% of 7th graders, and 95% of 8th graders in Georgia.

**Goal 2:**

Goal 2: Each year, the percentage of KIPP South Fulton Academy students meeting or exceeding standards in all grade levels of language arts will exceed the percentage of students in Georgia who meet or exceed standards in language arts as measured by the CRCT.

Actual Performance: Met Goal. 96% of 5th graders, 95% of 6th graders, 99% of 7th graders, and 95% of 8th graders at KIPP South Fulton Academy met or exceeded standards in language arts, compared to 92% of 5th graders, 92% of 6th graders, 91% of 7th graders, and 92% of 8th graders in Georgia.

**Goal 3:**

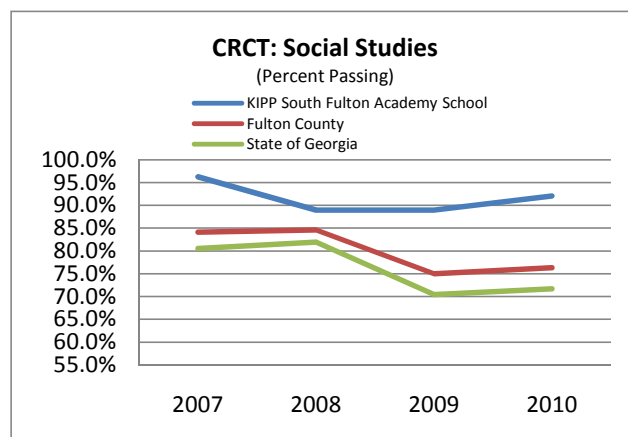
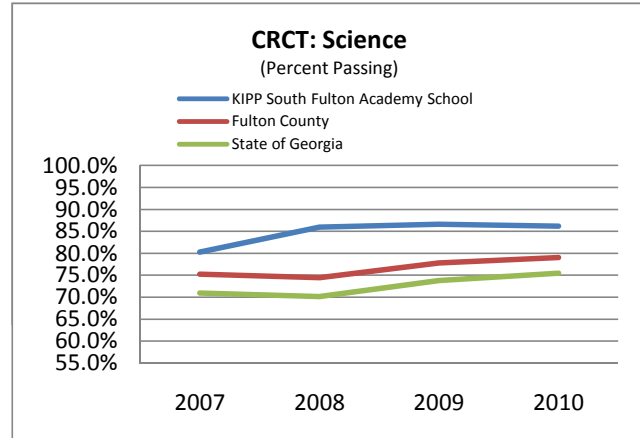
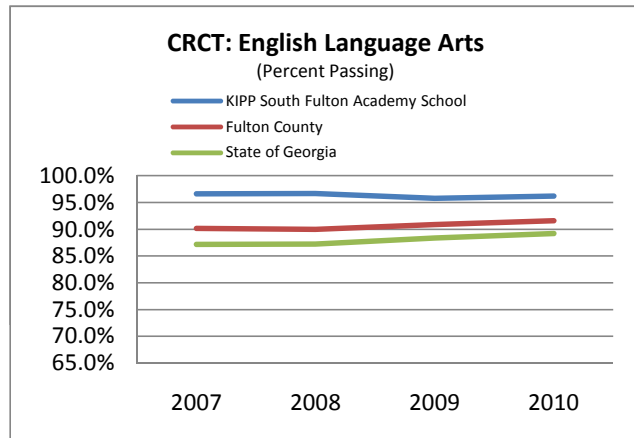
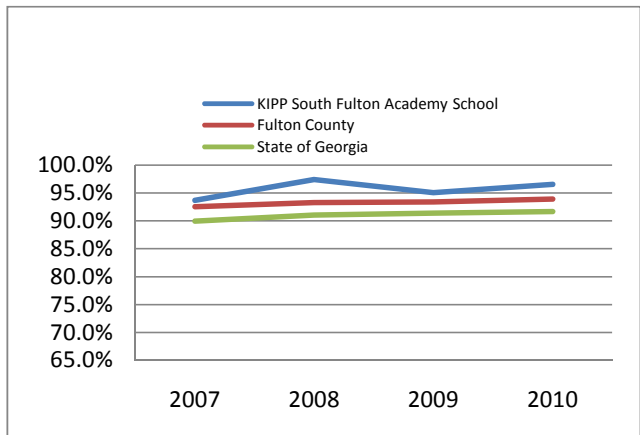
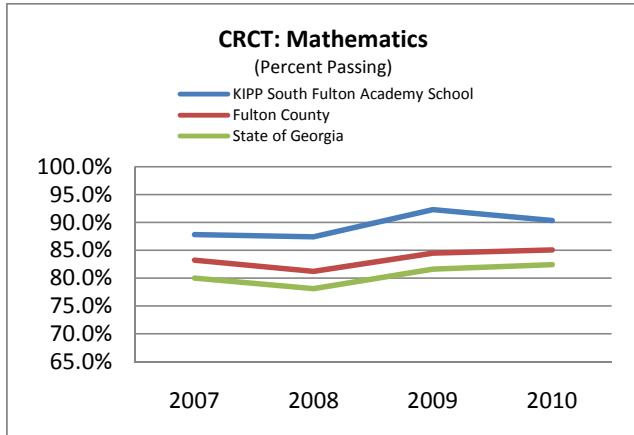
Goal 3: Each year, the percentage of KIPP South Fulton Academy students meeting or exceeding standards in all grade levels of science will exceed the percentage of students in the state of Georgia who meet or exceed standards in science as measured by the CRCT.

Actual Performance: Met Goal. 89% of 5th graders, 76% of 6th graders, 100% of 7th graders, and 85% of 8th graders at KIPP South Fulton Academy met or exceeded standards in science, compared to 77% of 5th graders, 70% of 6th graders, 80% of 7th graders, and 66% of 8th graders in Georgia.

**Goal 4:**

Goal 4: 84% of 5th graders, 74% of 6th graders, 92% of 7th graders at KIPP South Fulton Academy will meet or exceed standards in the science portion of the CRCT.

Actual Performance: Met Goal. In 2009-10, KIPP South Fulton Academy students performed very well on the science CRCT exam. 89% of KIPP South Fulton Academy 5th graders met or exceeded standards in science. 76% of 6th graders met or exceeded standards in science and 100% of KIPP South Fulton Academy 7th graders met or exceeded standards in science.



# Kipp Strive Academy

**Principal:** Edwin Chang  
**School Address:** 1444 Lucile Ave SW, Atlanta, Georgia 30310  
**Phone Number:** 404-449-5383 **Email:** echang@kippstrive.org

## Mission Statement:

KIPP STRIVE Academy equips students in grades 5-8 with the tools necessary to excel in competitive high schools, colleges and professional careers. KIPP STRIVE Academy students achieve Success Through Rigorous Instruction, Virtue, and Enrichment.

## At a Glance:

District:	Atlanta Public Schools	Enrollment:	94
Type:	Start-up	Title I:	Yes
Open:	08/01/09	Total Teachers:	5
Converted:	N/A	Total Administrators:	2
Grades Served:	5-6	EMO Contract:	No
Waiting List:	Yes	Lottery:	Yes

## Academic Achievement CRCT:

	School CRCT Math	District CRCT Math	Better Than District? (Y/N)	School CRCT Reading	District CRCT Reading	Better Than District? (Y/N)
Does Not Meet	10.7%	27.9%	Yes	4.8%	13.2%	Yes
Meets	58.3%	50.1%	Yes	75.0%	61.6%	Yes
Exceeds Standard	31.0%	22.0%	Yes	20.2%	25.3%	No
Meets + Exceeds	89.3%	72.1%	Yes	95.2%	86.8%	Yes

## Financial Accountability and Facilities Information:

Financial Accountability		Facilities Information	
School Surplus	Yes	School Owns Facility	Yes
Reserve Fund	Yes	Plans to Purchase Facility	Yes
Total Private Funding	\$410,266.00	Monthly Facility Cost	\$0.00
Total Debt	\$0.00	Yearly Facility Cost	\$29,605.00

## Adequate Yearly Progress (AYP) Information:

Academic Accountability	2010	2009	2008	2007
School Made AYP	Met	N/A	N/A	N/A
School is in Needs Improvement	No	N/A	N/A	N/A

For more information on this schools AYP results, please see [www.gadoe.org](http://www.gadoe.org) then go to AYP Report

**Academic Goals:**

In the space below, please enter at least three (3) goals but no more than four (4) that are stated in your charter and report on the progress that your school had made towards meeting each goal. Please provide at least two (2) goals that measure quantifiable student test results. If your school has not met a goal, please offer a brief explanation. Please limit each response to 100 words or less.

**Goal 1:**

Goal 1: Each year, the percentage of students who attend KIPP STRIVE Academy who “meet standards” + “exceed standards” will exceed the percentage of students in the district as measured by the Mathematics section of the Georgia Criterion Referenced Competency Test (GCRCT).

Actual Performance: Met Goal. In 2009-10, KIPP STRIVE Academy only served 5th grade students. In this year, 82% of KIPP STRIVE Academy 5th graders met and exceeded standards as measured by the Mathematics section of the CRCT; compared to 69% of 5th graders in Atlanta Public Schools.

**Goal 2:**

Goal 2: 75% of 5th graders at KIPP STRIVE Academy will meet or exceed expectation on the Georgia Writing Test.

Actual Performance: Met Goal. In 2009-10, 87% of KIPP STRIVE Academy 5th graders met or exceeded expectations on the Georgia Writing Test.

**Goal 3:**

Goal 3: 80% of all 5th graders will “meet standards” or “exceed standards” as measured by the reading section of the CRCT.

Actual Performance: Met Goal. In 2009-10, 90% 5th graders at KIPP STRIVE Academy students met or exceeded standards as measured by the reading section of the CRCT.

**Goal 4:**

Goal 4: 90% of all 5th graders will “meet standards” or “exceed standards” as measured by the language arts section of the CRCT.

Actual Performance: Met Goal. In 2009-10, 92% 5th graders at KIPP STRIVE Academy students met or exceeded standards as measured by the language arts section of the CRCT.

# KIPP West Atlanta Young Scholars Academy

**Principal:** Kimberly Karacalidis  
**School Address:** 80 Joseph E. Lowery Blvd NW, Atlanta, Georgia 30314  
**Phone Number:** 404-475-1941 **Email:** kkaracalidis@kippways.org

## Mission Statement:

It is the mission of KIPP WAYS Academy to prepare students for top quality high schools, colleges, and the competitive world beyond by instilling in each student a commitment to scholarship, teamwork, integrity, and other "WAYS to success."

## At a Glance:

District:	Atlanta Public Schools	Enrollment:	328
Type:	Start-up	Title I:	Yes
Open:	07/14/03	Total Teachers:	24
Converted:	N/A	Total Administrators:	4
Grades Served:	5-8	EMO Contract:	No
Waiting List:	Yes	Lottery:	Yes

## Academic Achievement CRCT:

	School CRCT Math	District CRCT Math	Better Than District? (Y/N)	School CRCT Reading	District CRCT Reading	Better Than District? (Y/N)
Does Not Meet	12.7%	27.9%	Yes	2.6%	13.2%	Yes
Meets	62.1%	50.1%	Yes	70.6%	61.6%	Yes
Exceeds Standard	25.2%	22.0%	Yes	26.8%	25.3%	Yes
Meets + Exceeds	87.3%	72.1%	Yes	97.4%	86.8%	Yes

## Financial Accountability and Facilities Information:

Financial Accountability		Facilities Information	
School Surplus	Yes	School Owns Facility	Yes
Reserve Fund	Yes	Plans to Purchase Facility	No
Total Private Funding	\$228,137.00	Monthly Facility Cost	\$1,947.00
Total Debt	\$0.00	Yearly Facility Cost	\$183,602.00

## Adequate Yearly Progress (AYP) Information:

Academic Accountability	2010	2009	2008	2007
School Made AYP	Met	Met	Met	Met
School is in Needs Improvement	No	No	No	No

For more information on this schools AYP results, please see [www.gadoe.org](http://www.gadoe.org) then go to AYP Report

**Academic Goals:**

In the space below, please enter at least three (3) goals but no more than four (4) that are stated in your charter and report on the progress that your school had made towards meeting each goal. Please provide at least two (2) goals that measure quantifiable student test results. If your school has not met a goal, please offer a brief explanation. Please limit each response to 100 words or less.

**Goal 1:**

Goal 1: 83% of 5th graders, 89% of 6th graders, 89% of 7th graders, and 90% of 8th graders will “meet standards” or “exceed standards” in reading, as measured by the CRCT.

Actual Performance: Met Goal. In 2009-10, KIPP WAYS Academy students at all grade levels performed very well on the CRCT reading exam. 94% of KIPP WAYS 5th graders met or exceeded standards in reading, while 98% of 6th graders met or exceeded standards in reading. 97% of KIPP WAYS 7th graders met or exceeded standards in reading, while 97% of 8th graders met or exceeded standards in reading.

**Goal 2:**

Goal 2: 90% of 5th graders, 90% of 6th graders, 90% of 7th graders, and 90% of 8th graders will “meet or exceed standards” in language arts, on the CRCT.

Actual Performance: Met Goal. During the 2009-10 school year, 82% of all KIPP WAYS Academy 5th graders met or exceeded standards on the 2010 Georgia Writing Test. Additionally, during the 2009-10 school year, 94% of all KIPP WAYS Academy 8th graders met or exceeded standards on the 2010 Georgia Writing Test.

**Goal 3:**

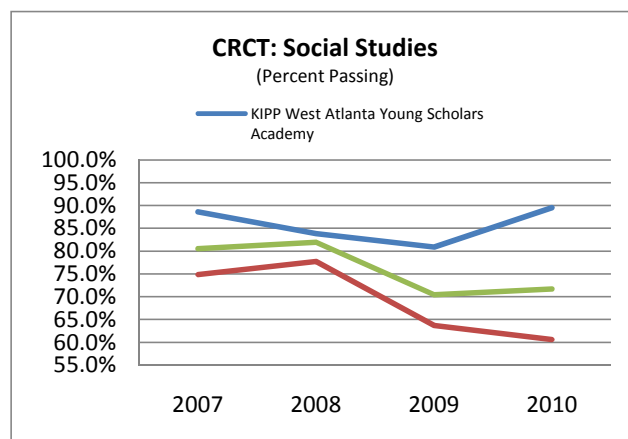
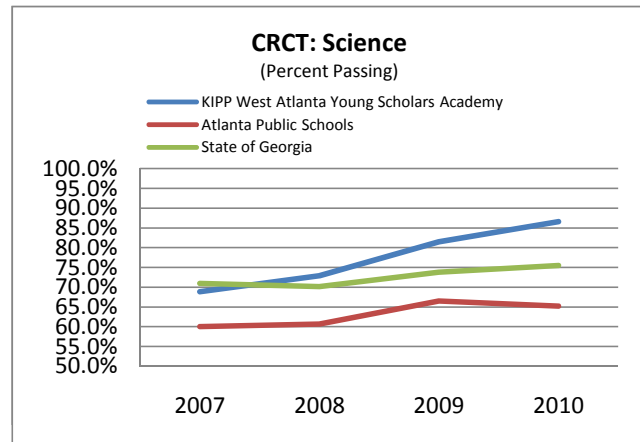
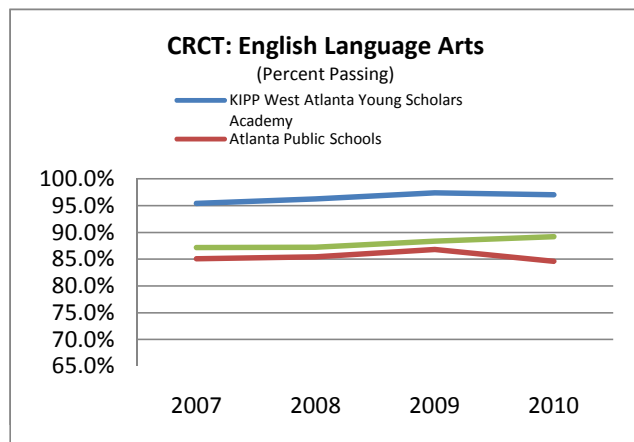
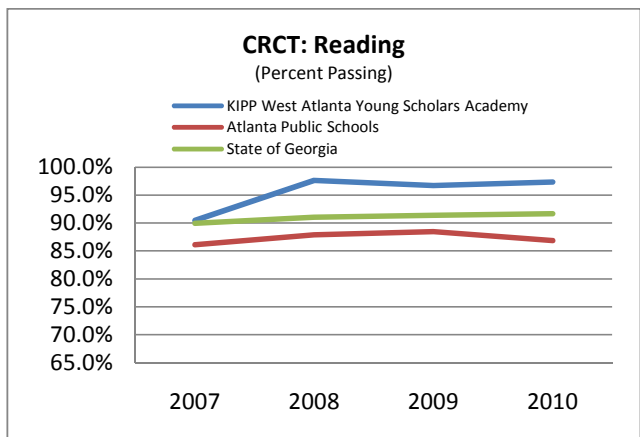
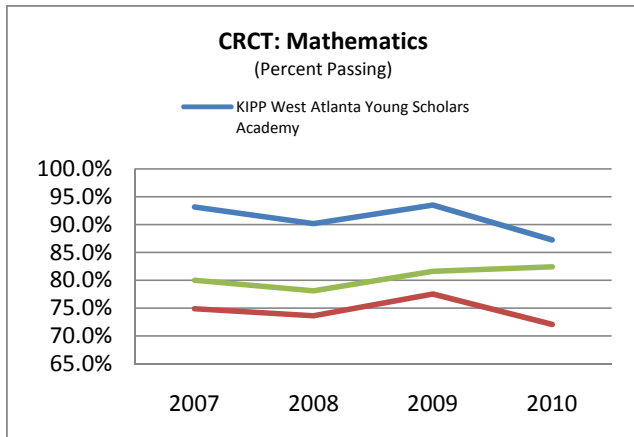
Goal 3: 75% of all 5th graders and 85% of all 8th graders will meet or exceed standards on the 2009 Georgia Writing Test.

Actual Performance: Met Goal. During the 2009-10 school year, 82% of all KIPP WAYS Academy 5th graders met or exceeded standards on the 2010 Georgia Writing Test. Additionally, during the 2009-10 school year, 94% of all KIPP WAYS Academy 8th graders met or exceeded standards on the 2010 Georgia Writing Test.

**Goal 4:**

Goal 4: 65% of 5th graders, 60% of 6th graders, 80% of 7th graders, and 80% of 8th graders will “meet or exceed standards” in science, on the CRCT.

Actual Performance: Met Goal. In 2009-10, KIPP WAYS Academy students performed very well on the science CRCT exam. 76% of KIPP WAYS Academy 5th graders met or exceeded standards in science, while 88% of 6th graders met or exceeded standards in science. 96% of KIPP WAYS Academy 7th graders met or exceeded standards in science, while 89% of our 8th graders students met or exceeded standards in science.



# LAKE OCONEE CHARTER

**Principal:** Otho Tucker  
**School Address:** 5800 Lake Oconee Pkwy, Greensboro, Georgia 30642  
**Phone Number:** 919-478-6182 **Email:** otucker@lakeoconeeacademy.org

## Mission Statement:

The mission of Lake Oconee Academy is to increase student achievement by building a culture of high expectations for all students. The Academy will incorporate common sense and proven principles, such as a research-based curriculum, high expectations for students, both academically and behaviorally, an emphasis on outstanding school leadership and faculty, and parental involvement.

## At a Glance:

District:	Greene County	Enrollment:	108
Type:	Start-up	Title I:	No
Open:	08/27/07	Total Teachers:	12
Converted:	N/A	Total Administrators:	1
Grades Served:	K-5	EMO Contract:	No
Waiting List:	No	Lottery:	No

## Academic Achievement CRCT:

	School CRCT Math	District CRCT Math	Better Than District? (Y/N)	School CRCT Reading	District CRCT Reading	Better Than District? (Y/N)
Does Not Meet	0.0%	24.4%	Yes	0.0%	9.0%	Yes
Meets	38.7%	55.9%	No	29.0%	69.3%	No
Exceeds Standard	61.3%	19.7%	Yes	71.0%	21.7%	Yes
Meets + Exceeds	100.0%	75.6%	Yes	100.0%	91.0%	Yes

## Financial Accountability and Facilities Information:

Financial Accountability		Facilities Information	
School Surplus	No	School Owns Facility	No
Reserve Fund	No	Plans to Purchase Facility	No
Total Private Funding	\$79,642.00	Monthly Facility Cost	\$0.00
Total Debt	\$404,522.00	Yearly Facility Cost	\$50,000.00

## Adequate Yearly Progress (AYP) Information:

Academic Accountability	2010	2009	2008	2007
School Made AYP	Met	Met	Met	N/A
School is in Needs Improvement	No	No	No	N/A

For more information on this schools AYP results, please see [www.gadoe.org](http://www.gadoe.org) then go to AYP Report

**Academic Goals:**

In the space below, please enter at least three (3) goals but no more than four (4) that are stated in your charter and report on the progress that your school had made towards meeting each goal. Please provide at least two (2) goals that measure quantifiable student test results. If your school has not met a goal, please offer a brief explanation. Please limit each response to 100 words or less.

**Goal 1:**

Goal 1: Students will demonstrate knowledge and skills based upon standards of proficiency defined by Georgia Performance Standards as evidenced by Criterion Referenced Competency Tests (CRCTs) and other assessments included in the Academy's comprehensive student assessment program.

Results from the 2009-10 CRCT testing showed as follows:

- 100% of the first grade students met or exceeded Georgia Performance Standards in Reading, Language Arts, and Mathematics
- 100% of the second grade students met or exceeded Georgia Performance Standards in Reading, Language Arts, and Mathematics
- 100% of the third grade students met or exceeded Georgia Performance Standards GPS in Reading, Language Arts, Mathematics, Social Studies, and Science

**Goal 2:**

Goal 2: Students will demonstrate critical thinking skills through projects and applications of knowledge and skills as established by the Core Knowledge curriculum.

In 1st grade the students' Average Grade Equivalent was 2.9 for comprehension, 2.8 for word analysis, and 2.9 for problem solving. Again well above grade level 1.

In 2nd grade the students' Average Grade Equivalent was 4.5 for comprehension, 4.0 for word analysis, and 4.5 for problem solving. As before these Average Grade Equivalents are well above grade level.

In 3rd grade the students' Average Grade Equivalent was 5.1 for comprehension, 5.0 for word analysis, and 5.2 for problem solving. As before these Average Grade Equivalents are well above grade level.

**Goal 3:**

Goal 3: By providing a well-taught, rigorous curriculum, LOA will prepare a greater number of students from all socio-economic levels to enter, compete, and succeed in post-secondary educational opportunities and careers of their choice.

As noted in Goal 1, 100% of the students met GA Standards and a significant percentage of the students exceeded GA Standards (40 to 78% depending on the subject area). With the supporting achievement data from the ITBS testing and since these students represent a cross section of the population of Greene County, it is indicated that the well-taught, rigorous curriculum at Lake Oconee Academy is creating a strong foundation for the future success of all students. This foundation should assist all students as they compete for and succeed in post-secondary educational opportunities.

**Goal 4:**

Goal 4: The scores of the 2nd grade students in reading, language arts, and mathematics will serve as the baseline for that cohort of students with science and social studies added as a baseline when students reach 3rd grade. Students meeting or exceeding the standard or AYP Target will increase by 5% a year up to 90%, then the expectation will be for the cohort to increase the percentage, meeting or exceeding the standard or AYP Target by 2%, whichever is greater.

The 2008-09 school year marked the first year Lake Oconee Academy had a cohort of second grade students. The Reading, Language Arts, and Mathematics scores served as the baseline for these students. Because 100% of the these students met or exceeded GA Performance Standards in all subject areas there was no room for growth in the combined meets and exceeds performance for these students during the 2009-10 school year. The goal was met.

# Marietta Charter School

**Principal:** Christy Tureta  
**School Address:** 368 Wright St, Marietta, Georgia 30064  
**Phone Number:** 770-590-4430 **Email:** christy.tureta@imagineschools.com

## Mission Statement:

The mission of Imagine Marietta is to achieve excellence within a diverse community and to create responsible and respectful students while inspiring a love of learning.

## At a Glance:

District:	Marietta City	Enrollment:	207
Type:	Start-up	Title I:	No
Open:	08/01/06	Total Teachers:	14
Converted:	N/A	Total Administrators:	1
Grades Served:	K-5	EMO Contract:	Yes
Waiting List:	No	Lottery:	No

## Academic Achievement CRCT:

	School CRCT Math	District CRCT Math	Better Than District? (Y/N)	School CRCT Reading	District CRCT Reading	Better Than District? (Y/N)
Does Not Meet	26.6%	15.6%	No	11.2%	7.8%	No
Meets	59.4%	55.5%	Yes	58.0%	61.0%	No
Exceeds Standard	14.0%	28.9%	No	30.8%	31.2%	No
Meets + Exceeds	73.4%	84.4%	No	88.8%	92.2%	No

## Financial Accountability and Facilities Information:

Financial Accountability		Facilities Information	
School Surplus	No	School Owns Facility	No
Reserve Fund	No	Plans to Purchase Facility	No
Total Private Funding	\$12,000.00	Monthly Facility Cost	\$36,637.00
Total Debt	\$221,676.00	Yearly Facility Cost	\$656,809.00

## Adequate Yearly Progress (AYP) Information:

Academic Accountability	2010	2009	2008	2007
School Made AYP	Met	Met	Did Not Meet	Met
School is in Needs Improvement	No	No	No	No

For more information on this schools AYP results, please see [www.gadoe.org](http://www.gadoe.org) then go to AYP Report

**Academic Goals:**

In the space below, please enter at least three (3) goals but no more than four (4) that are stated in your charter and report on the progress that your school had made towards meeting each goal. Please provide at least two (2) goals that measure quantifiable student test results. If your school has not met a goal, please offer a brief explanation. Please limit each response to 100 words or less.

**Goal 1:**

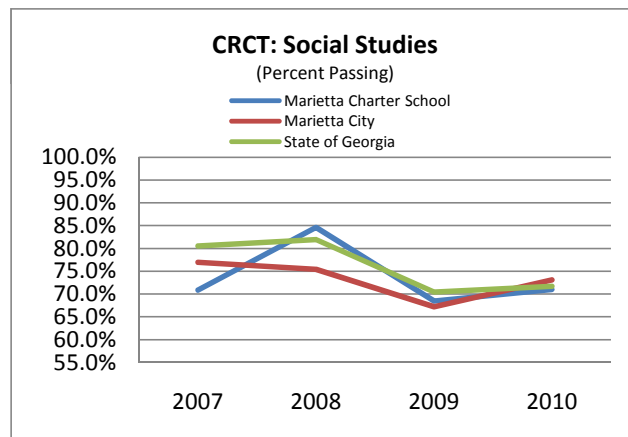
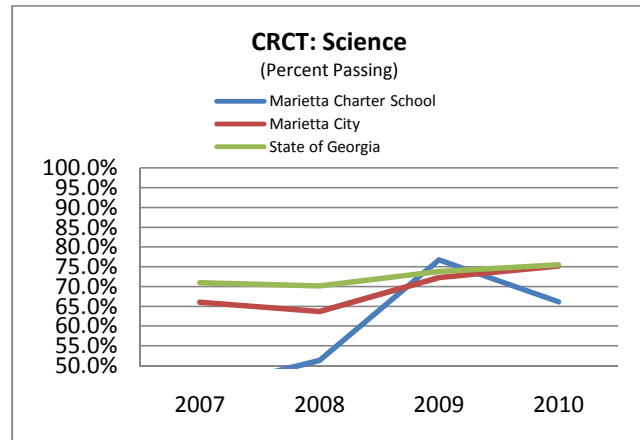
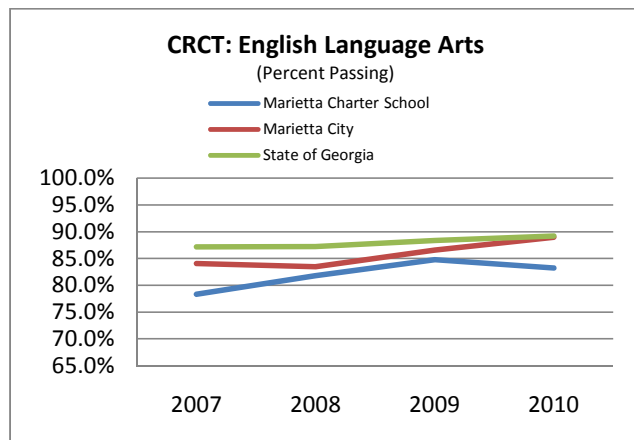
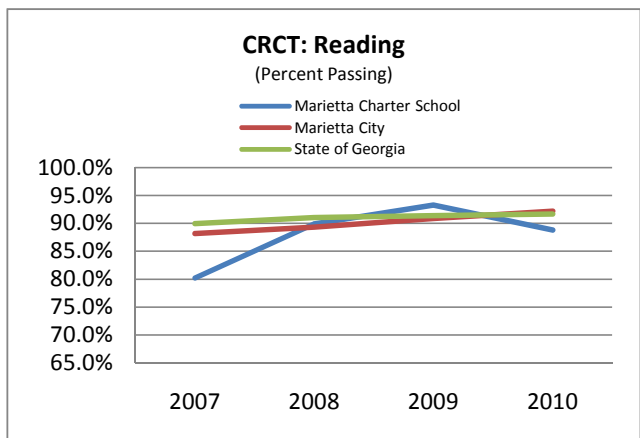
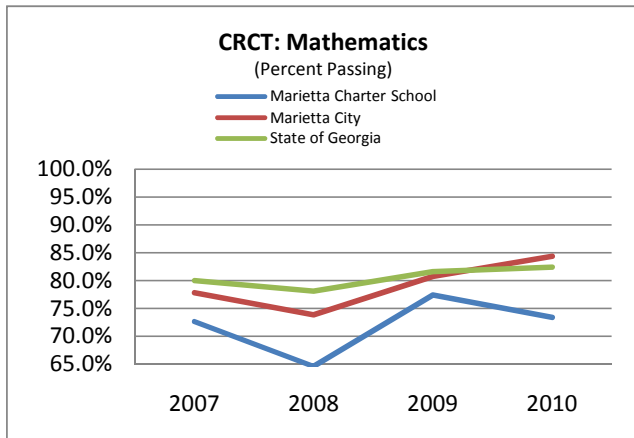
Imagine Marietta will improve reading achievement as measured by the Reading Comprehension portion of the CRCT.  
Met Goal. During the 2009-2010 school year, the school's reading scores were 90% meet or exceed.

**Goal 2:**

Imagine Marietta will improve ELA achievement as measured by the ELA portion of the CRCT.  
Met Goal. During the 2009-2010 school year, the school's ELA scores were 93% meet or exceed.

**Goal 3:**

Imagine Marietta will improve mathematics achievement as measured by the mathematics portion of the CRCT.  
Met Goal. During the 2009-2010 school year, the school's math scores were 78% meet or exceed.



# Morgan County Elementary School

**Principal:** Jean Triplett  
**School Address:** 1640 Buckhead Rd, Madison, Georgia 30650  
**Phone Number:** 706-342-5039 **Email:** jean.triplett@morgan.k12.ga.us

## Mission Statement:

The mission of Morgan County Elementary School is to maximize learning experiences for all children so they may explore and expand their individual talents and abilities.

## At a Glance:

District:	Morgan County	Enrollment:	760
Type:	Conversion	Title I:	Yes
Open:	08/01/05	Total Teachers:	58
Converted:	01/08/05	Total Administrators:	3
Grades Served:	3-5	EMO Contract:	No
Waiting List:	No	Lottery:	No

## Academic Achievement CRCT:

	School CRCT Math	District CRCT Math	Better Than District? (Y/N)	School CRCT Reading	District CRCT Reading	Better Than District? (Y/N)
Does Not Meet	11.1%	10.6%	No	3.7%	4.4%	Yes
Meets	45.9%	54.3%	No	60.2%	56.5%	Yes
Exceeds Standard	43.0%	35.1%	Yes	36.2%	39.0%	No
Meets + Exceeds	88.9%	89.4%	No	96.3%	95.6%	Yes

## Financial Accountability and Facilities Information:

Financial Accountability		Facilities Information	
School Surplus	No	School Owns Facility	No
Reserve Fund	No	Plans to Purchase Facility	Does not apply
Total Private Funding	\$0.00	Monthly Facility Cost	NA
Total Debt	\$0.00	Yearly Facility Cost	\$216,118.00

## Adequate Yearly Progress (AYP) Information:

Academic Accountability	2010	2009	2008	2007
School Made AYP	Met	Met	Met	Met
School is in Needs Improvement	No	No	No	No

For more information on this schools AYP results, please see [www.gadoe.org](http://www.gadoe.org) then go to AYP Report

**Academic Goals:**

In the space below, please enter at least three (3) goals but no more than four (4) that are stated in your charter and report on the progress that your school had made towards meeting each goal. Please provide at least two (2) goals that measure quantifiable student test results. If your school has not met a goal, please offer a brief explanation. Please limit each response to 100 words or less.

**Goal 1:**

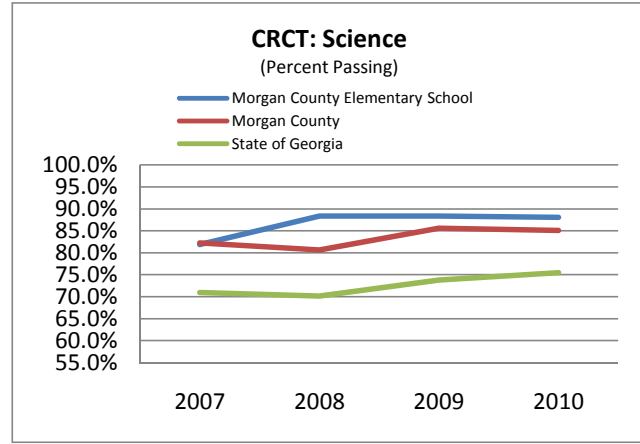
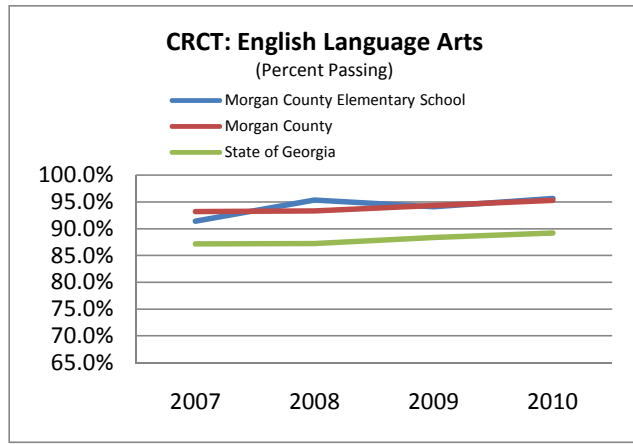
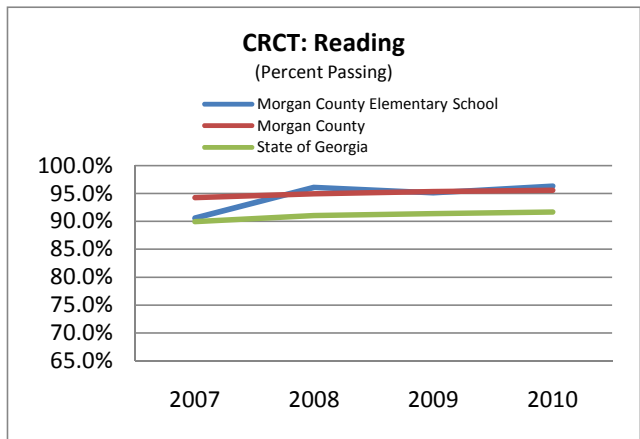
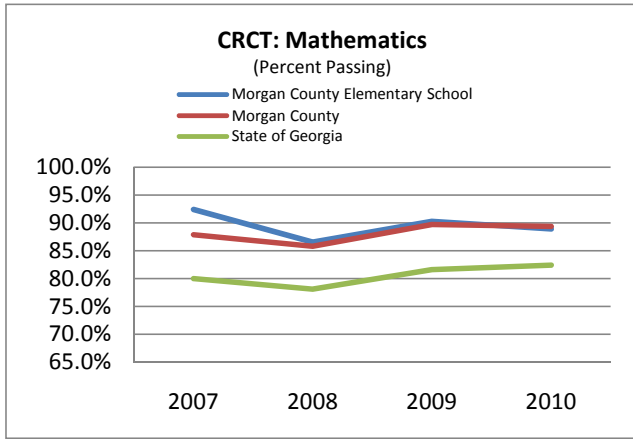
In 2004, 86% of students at MCES met or exceeded the standards in reading. In 2010, 96.3% of students met or exceeded the reading standards which is a 10.3% gain. In 2004, 89% of students in grades 3-5 met or exceeded the standards in Language Arts. In 2010, 95.6% of students met or exceeded the standards. This is a 6.6% gain. In 2004, 74% of African American students met or exceeded the standards in reading. In 2010, 92.6% of African American Students met or exceeded the standards in reading which is a 18.6% gain.

**Goal 2:**

In 2004, 85% of all students met or exceed the standards in math. In 2010, 88.7% of all students met or exceeded the standards which is a 3.7% gain. In 2004, 71% of African American students met or exceeded the standards. In 2010, 78% of African American Students met or exceeded the standards which is a 7% gain.

**Goal 3:**

MCES has made great progress in improving parent communication. Two parent conferences are held each year to discuss curriculum, student portfolios and to review student work. Participation in these conferences averages 99% for the last five years. The annual parent survey indicated that 99% of parents are satisfied with communication from the school. In addition, 4,933



# Morgan County High School

**Principal:** Mark Wilson  
**School Address:** 1231 College Dr, Madison, Georgia 30650  
**Phone Number:** 706-342-2336 **Email:** mark.wilson@morgan.k12.ga.us

## Mission Statement:

The mission of Morgan County Charter High School is to provide meaningful and diverse learning opportunities to prepare our students to meet the challenges of our ever-changing world as lifelong learners and contributing members of society.

## At a Glance:

District:	Morgan County	Enrollment:	1001
Type:	Conversion	Title I:	No
Open:	08/01/08	Total Teachers:	73
Converted:	07/01/08	Total Administrators:	8
Grades Served:	9-12	EMO Contract:	No
Waiting List:	No	Lottery:	No

## Academic Achievement GHS GT:

	School GHS GT Math	District GHS GT Math	Better Than District? (Y/N)	School GHS GT ELA	District GHS GT ELA	Better Than District? (Y/N)
Does Not Meet	3.2%	10.6%	Yes	8.6%	4.4%	No
Meets	43.6%	54.3%	No	39.8%	56.5%	No
Exceeds Standard	53.2%	35.1%	Yes	51.6%	39.0%	Yes
Meets + Exceeds	96.8%	89.4%	Yes	91.4%	95.6%	No

## Financial Accountability and Facilities Information:

Financial Accountability		Facilities Information	
School Surplus	No	School Owns Facility	No
Reserve Fund	No	Plans to Purchase Facility	Does not apply
Total Private Funding	\$0.00	Monthly Facility Cost	\$0.00
Total Debt	\$0.00	Yearly Facility Cost	\$0.00

## Adequate Yearly Progress (AYP) Information:

Academic Accountability	2010	2009	2008	2007
School Made AYP	Did Not Meet	Did Not Meet	Met	Met
School is in Needs Improvement	Yes	No	No	No

For more information on this schools AYP results, please see [www.gadoe.org](http://www.gadoe.org) then go to AYP Report

**Academic Goals:**

In the space below, please enter at least three (3) goals but no more than four (4) that are stated in your charter and report on the progress that your school had made towards meeting each goal. Please provide at least two (2) goals that measure quantifiable student test results. If your school has not met a goal, please offer a brief explanation. Please limit each response to 100 words or less.

**Goal 1:**

Target Goal 1: Accelerate student achievement by increasing the percentage of juniors passing all sections of the GHSGT on the first attempt.

Actual Performance: Met Goal. During the 2009 - 2010 school year, the percentage of first time test takers in the regular program (11th Grade) passing the GHSGT increased in English/Language Arts(+4%), Mathematics (+2%), Science(+7%), and Writing(+8%).

**Goal 2:**

Target Goal 2: Establish an innovative, after school program available to all students to improve student achievement by providing a safe, nurturing environment.

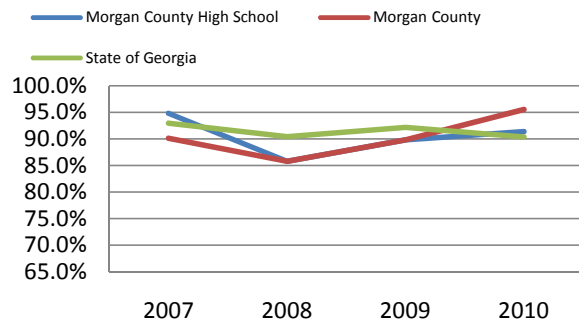
Actual Performance: Met Goal. During the 2009 - 2010 school year, an after school tutoring program served approximately 100 students per week.

**Goal 3:**

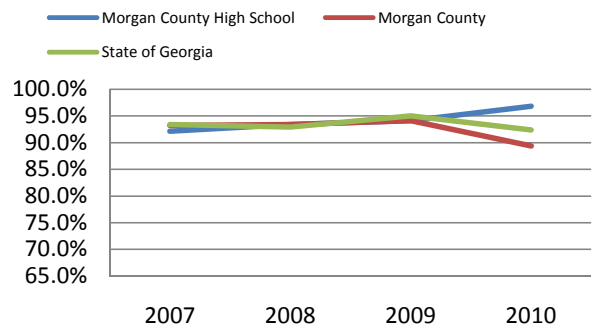
Target Goal 3: Increase student achievement through a support program of teacher professional development in effective instructional and assessment practices.

Actual Performance: Met Goal. During the 2009 - 2010 school year, the percentage of teachers trained in Advanced Placement has increased from 25% to 37%.

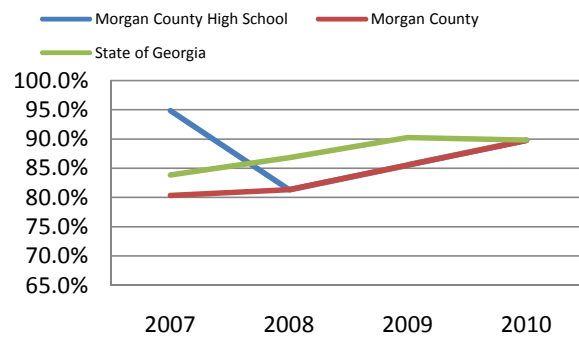
### GHSGT: English Language Arts (Percent Passing)



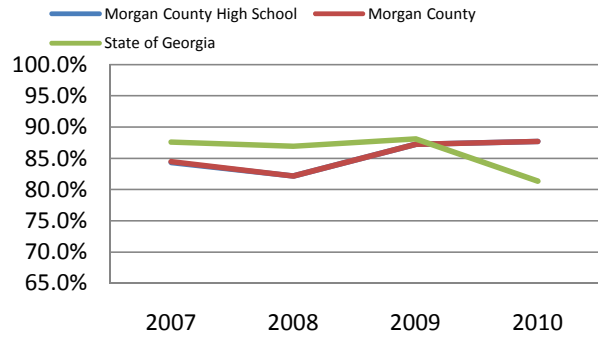
### GHSGT: Mathematics (Percent Passing)



### GHSGT: Science (Percent Passing)



### GHSGT: Social Studies (Percent Passing)



# Morgan County Middle School

**Principal:** Dr. Joe Hutcheson  
**School Address:** 920 Pearl St, Madison, Georgia 30650  
**Phone Number:** 706-342-0556 **Email:** joe.hutchenson@morgan.k12.ga.us

## Mission Statement:

MCMS will create a self-reliant community of learners who achieve high standards through a challenging, personalized educational program.

## At a Glance:

District:	Morgan County	Enrollment:	790
Type:	Conversion	Title I:	No
Open:	08/01/07	Total Teachers:	62
Converted:	07/01/07	Total Administrators:	3
Grades Served:	6-8	EMO Contract:	No
Waiting List:	No	Lottery:	No

## Academic Achievement CRCT:

	School CRCT Math	District CRCT Math	Better Than District? (Y/N)	School CRCT Reading	District CRCT Reading	Better Than District? (Y/N)
Does Not Meet	12.3%	10.6%	No	5.4%	4.4%	No
Meets	62.8%	54.3%	Yes	57.1%	56.5%	Yes
Exceeds Standard	24.9%	35.1%	No	37.5%	39.0%	No
Meets + Exceeds	87.7%	89.4%	No	94.6%	95.6%	No

## Financial Accountability and Facilities Information:

Financial Accountability		Facilities Information	
School Surplus	No	School Owns Facility	No
Reserve Fund	No	Plans to Purchase Facility	Does not apply
Total Private Funding	na	Monthly Facility Cost	na
Total Debt	na	Yearly Facility Cost	na

## Adequate Yearly Progress (AYP) Information:

Academic Accountability	2010	2009	2008	2007
School Made AYP	Met	Met	Met	Met
School is in Needs Improvement	No	No	No	No

For more information on this schools AYP results, please see [www.gadoe.org](http://www.gadoe.org) then go to AYP Report

**Academic Goals:**

In the space below, please enter at least three (3) goals but no more than four (4) that are stated in your charter and report on the progress that your school had made towards meeting each goal. Please provide at least two (2) goals that measure quantifiable student test results. If your school has not met a goal, please offer a brief explanation. Please limit each response to 100 words or less.

**Goal 1:**

95% of MCMS students will meet or exceed state performance standards in reading.

**Goal 2:**

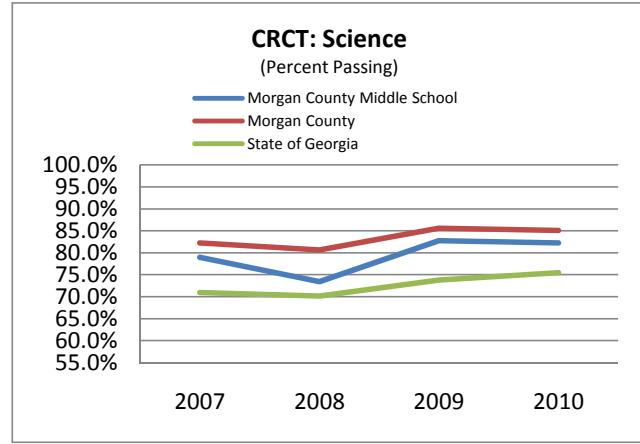
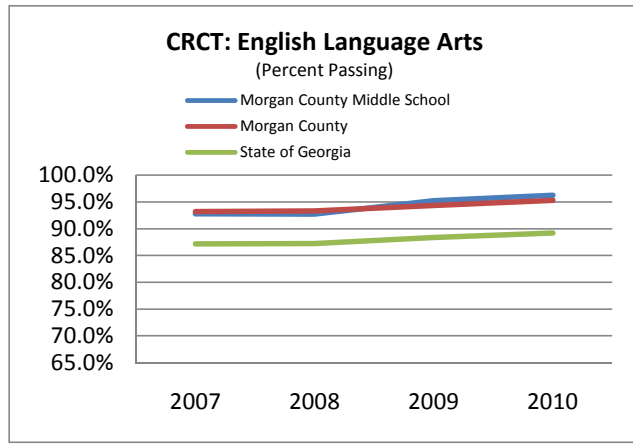
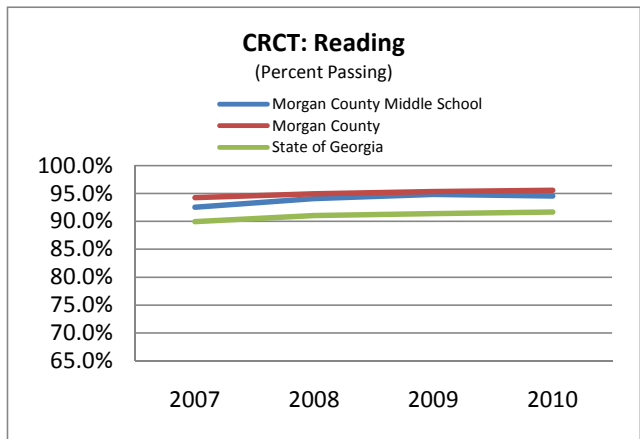
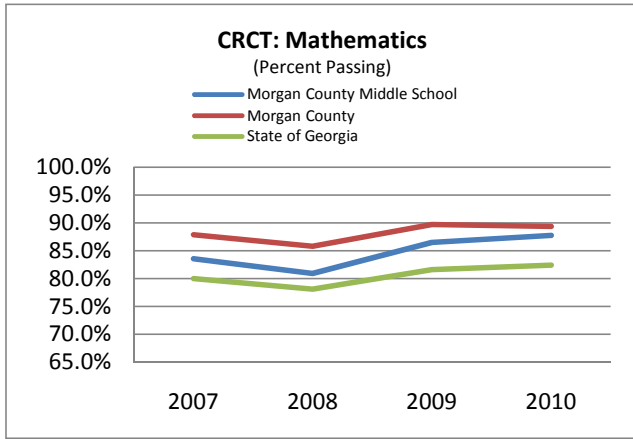
95% of MCMS students will meet or exceed state performance standards in writing.

**Goal 3:**

90% of MCMS students will meet or exceed state performance standards in mathematics.

**Goal 4:**

Student achievement data will show a decrease in the disparity among the areas of ethnicity, gender, and socio-economic status:



# Morgan County Primary School

**Principal:** Dr. Betsy Short  
**School Address:** 993 East Ave, Madison, Georgia 30650  
**Phone Number:** 706-342-3475 **Email:** betsy.short@morgan.k12.ga.us

## Mission Statement:

Our mission, as a community of learners, is to provide a safe, orderly environment, and is to support and challenge students as they begin to develop their individual academic and social potential.

## At a Glance:

District:	Morgan County	Enrollment:	820
Type:	Conversion	Title I:	Yes
Open:	08/01/05	Total Teachers:	65
Converted:	08/01/05	Total Administrators:	4
Grades Served:	PK - 2	EMO Contract:	No
Waiting List:	No	Lottery:	No

## Academic Achievement CRCT:

	School CRCT Math	District CRCT Math	Better Than District? (Y/N)	School CRCT Reading	District CRCT Reading	Better Than District? (Y/N)
Does Not Meet	7.2%	10.6%	Yes	4.0%	4.4%	Yes
Meets	53.2%	54.3%	No	50.0%	56.5%	No
Exceeds Standard	39.7%	35.1%	Yes	46.0%	39.0%	Yes
Meets + Exceeds	92.8%	89.4%	Yes	96.0%	95.6%	Yes

## Financial Accountability and Facilities Information:

Financial Accountability		Facilities Information	
School Surplus	No	School Owns Facility	No
Reserve Fund	No	Plans to Purchase Facility	Does not apply
Total Private Funding	\$0.00	Monthly Facility Cost	\$0.00
Total Debt	\$0.00	Yearly Facility Cost	\$267, 580.00

## Adequate Yearly Progress (AYP) Information:

Academic Accountability	2010	2009	2008	2007
School Made AYP	Met	Met	Met	Met
School is in Needs Improvement	No	No	No	No

For more information on this schools AYP results, please see [www.gadoe.org](http://www.gadoe.org) then go to AYP Report

**Academic Goals:**

In the space below, please enter at least three (3) goals but no more than four (4) that are stated in your charter and report on the progress that your school had made towards meeting each goal. Please provide at least two (2) goals that measure quantifiable student test results. If your school has not met a goal, please offer a brief explanation. Please limit each response to 100 words or less.

**Goal 1:**

Target Goal 1: Utilize time more efficiently and effectively.

Instructional time is organized for personalization of instruction. Operation of school day (when, where, & with whom) is designed to meet specific student needs. All students are considered general education having unique instructional needs. 4 - 8 teachers & paraprofessionals in each cluster share responsibility of students within the cluster. Small, flexible instructional groups are based on progress monitoring data. On Spring 2010 CRCT, First Grade students scored Meets/Exceeds for: Reading – 96%; ELA – 89%; Math – 91%. Second Grade students scored Meets/Exceeds for: Reading – 97%; ELA – 98%; Math -95%.

**Goal 2:**

Target Goal 2: Utilize assessment data for the personalization of instruction.

Each cluster of teachers meets bi-weekly for 80 minutes to analyze student progress data on specific ELA and Math skills. Each student that has not mastered a skill is assigned to a small, flexible skills group that will meet daily for the following 2 weeks. As a student masters the skill(s), he/she is dropped from the skills group. On Spring 2010 CRCT, First Grade students scored Meets/Exceeds for: Reading – 96%; ELA – 89%; Math – 91%. Second Grade students scored Meets/Exceeds for: Reading – 97%; ELA – 98%; Math -95%.

**Goal 3:**

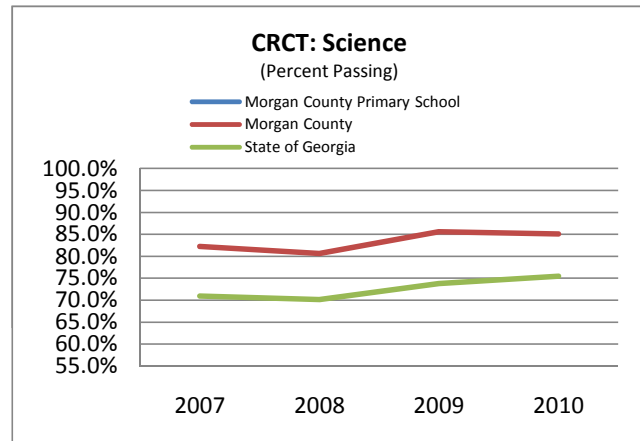
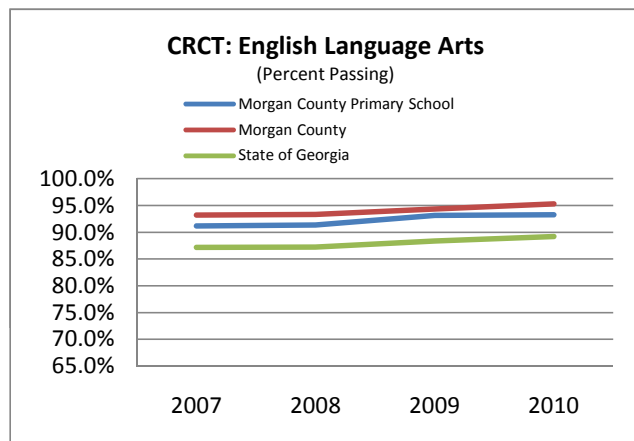
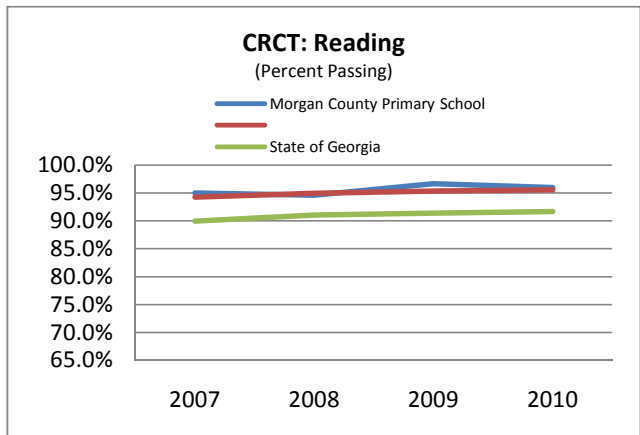
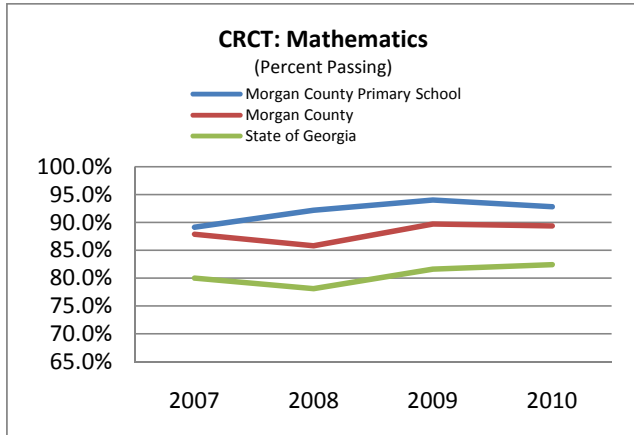
Target Goal 3: Make each student more successful in learning.

Clusters of regular & special education teachers meet biweekly to review student data & plan interventions. Teachers implement, review & adjust interventions until student masters the skill(s). Teachers use informal classroom assessments (observations, work, teacher-student conferences) & formal assessments (pre- & post-tests, ClassWorks, checklists, DRA) to collect student data. Students attend extended learning sessions to focus on skills. On Spring 2010 CRCT, First Grade students scored Meets/Exceeds for: Reading – 96%; ELA – 89%; Math – 91%. Second Grade students scored Meets/Exceeds for: Reading – 97%; ELA – 98%; Math - 95%.

**Goal 4:**

Target Goal 4: Improve student behavior management.

We implemented Effective Behavioral and Instructional Strategies (EBIS) for the 4th year. There was a 93% decrease in office discipline referrals from the first year of implementation to 2009-2010.



# Mountain Education Center School

**Principal:** Mitchel Barrett  
**School Address:** 218 School St, Blairsville, Georgia 30512  
**Phone Number:** 706-864-0229 **Email:** mbarrett@mountaineducationcenter.net

## Mission Statement:

The mission of the Mountain Education Center is to provide students the opportunity to be successful learners and earn a high school diploma.

## At a Glance:

District:	Mountain Education Center	Enrollment:	960
Type:	State Special Charter Career Academy	Title I:	No
Open:	07/01/07	Total Teachers:	153
Converted:	N/A	Total Administrators:	1
Grades Served:	9-12	EMO Contract:	No
Waiting List:	No	Lottery:	No

## Academic Achievement GHS GT:

	School GHS GT Math	District GHS GT Math	Better Than District? (Y/N)	School GHS GT ELA	District GHS GT ELA	Better Than District? (Y/N)
Does Not Meet	9.8%	9.8%	Equal	12.6%	12.6%	Equal
Meets	66.2%	66.2%	Equal	47.6%	47.6%	Equal
Exceeds Standard	24.0%	24.0%	Equal	39.8%	39.8%	Equal
Meets + Exceeds	90.2%	90.2%	Equal	87.4%	87.4%	Equal

## Financial Accountability and Facilities Information:

Financial Accountability		Facilities Information	
School Surplus	Yes	School Owns Facility	No
Reserve Fund	Yes	Plans to Purchase Facility	No
Total Private Funding	\$27,220.00 (Scholarships)	Monthly Facility Cost	\$1,000.00 per month
Total Debt	\$0.00	Yearly Facility Cost	Utilities \$61,765.00; Repairs \$64,477.00

## Adequate Yearly Progress (AYP) Information:

Academic Accountability	2010	2009	2008	2007
School Made AYP	Did Not Meet	Did Not Meet	Did Not Meet	Did Not Meet
School is in Needs Improvement	No	No	No	No

For more information on this schools AYP results, please see [www.gadoe.org](http://www.gadoe.org) then go to AYP Report

**Academic Goals:**

In the space below, please enter at least three (3) goals but no more than four (4) that are stated in your charter and report on the progress that your school had made towards meeting each goal. Please provide at least two (2) goals that measure quantifiable student test results. If your school has not met a goal, please offer a brief explanation. Please limit each response to 100 words or less.

**Goal 1:**

The seven collaborative school systems will increase their collective graduation rate (which is 78.3% for the 2005-2006 school year) by five percentage points over the ten years of the charter.

Actual Performance: 88.8% in SY 08-09

**Goal 2:**

During each year of the charter, 100 students in the collaborative high schools will graduate having obtained one or more academic credits for their graduation at their home school from the Mountain Education Center.

Actual Performance: SY 09-10 233 Collaborative high school students graduated using one or more credits from MECHS.

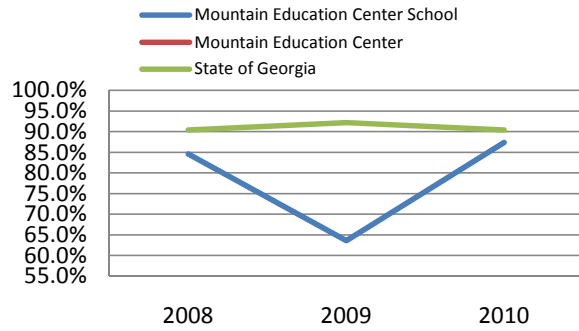
**Goal 3:**

Target The Mountain Education Center mean scale score for students taking the EOCT's will be within 5% of the state mean EOCT scale score in each content area for each year of the charter.

Actual Performance: During the SY 08-09 EOCT scale score comparison MECHS to the state scale score indicated that MECHS is within 5% of the state scores in all areas.

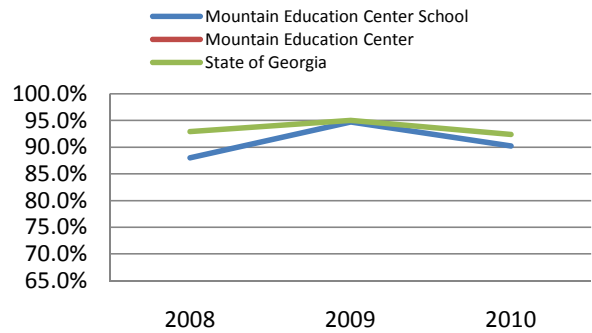
### GHSGT: English Language Arts

(Percent Passing)



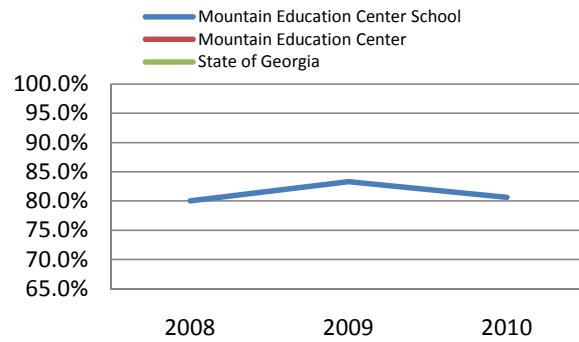
### GHSGT: Mathematics

(Percent Passing)



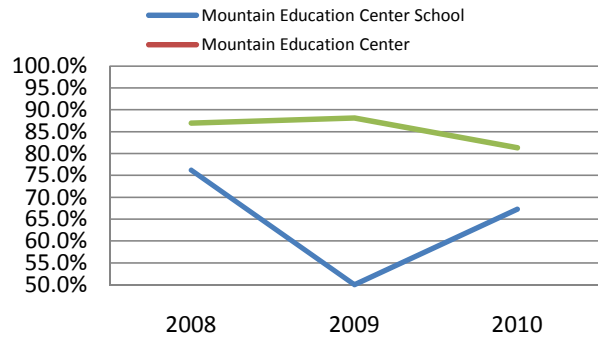
### GHSGT: Science

(Percent Passing)



### GHSGT: Social Studies

(Percent Passing)



# Murphey Middle Charter School

**Principal:** Veronica Bolton  
**School Address:** 2610 Milledgeville Rd, Augusta, Georgia 30904  
**Phone Number:** 706-737-7353 **Email:** jacksdo@rcboe.org

## Mission Statement:

The mission of Murphey Middle Charter School is to motivate and educate students to achieve at or above state and national standards.

## At a Glance:

District:	Richmond County	Enrollment:	496
Type:	Conversion	Title I:	Yes
Open:	08/01/07	Total Teachers:	41
Converted:	08/10/07	Total Administrators:	3
Grades Served:	6-8	EMO Contract:	No
Waiting List:	No	Lottery:	No

## Academic Achievement CRCT:

	School CRCT Math	District CRCT Math	Better Than District? (Y/N)	School CRCT Reading	District CRCT Reading	Better Than District? (Y/N)
Does Not Meet	44.8%	33.7%	No	17.7%	13.4%	No
Meets	49.3%	52.9%	No	70.5%	67.1%	Yes
Exceeds Standard	5.9%	13.4%	No	11.8%	19.5%	No
Meets + Exceeds	55.2%	66.3%	No	82.3%	86.6%	No

## Financial Accountability and Facilities Information:

Financial Accountability		Facilities Information	
School Surplus	No	School Owns Facility	No
Reserve Fund	No	Plans to Purchase Facility	Does not apply
Total Private Funding	NA	Monthly Facility Cost	NA
Total Debt	NA	Yearly Facility Cost	NA

## Adequate Yearly Progress (AYP) Information:

Academic Accountability	2010	2009	2008	2007
School Made AYP	Did Not Meet	Met	Did Not Meet	N/A
School is in Needs Improvement	Yes	Yes	Yes	N/A

For more information on this schools AYP results, please see [www.gadoe.org](http://www.gadoe.org) then go to AYP Report

**Academic Goals:**

In the space below, please enter at least three (3) goals but no more than four (4) that are stated in your charter and report on the progress that your school had made towards meeting each goal. Please provide at least two (2) goals that measure quantifiable student test results. If your school has not met a goal, please offer a brief explanation. Please limit each response to 100 words or less.

**Goal 1:**

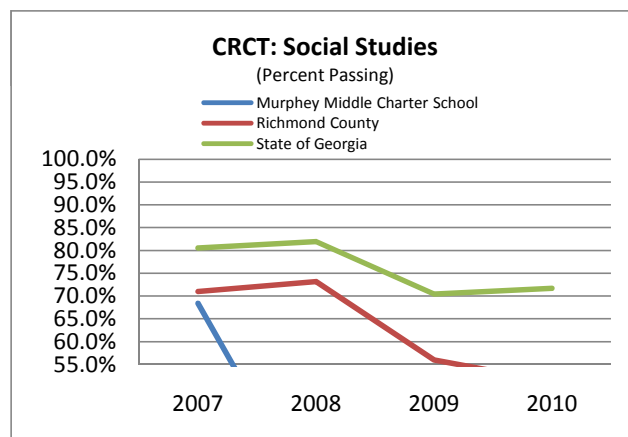
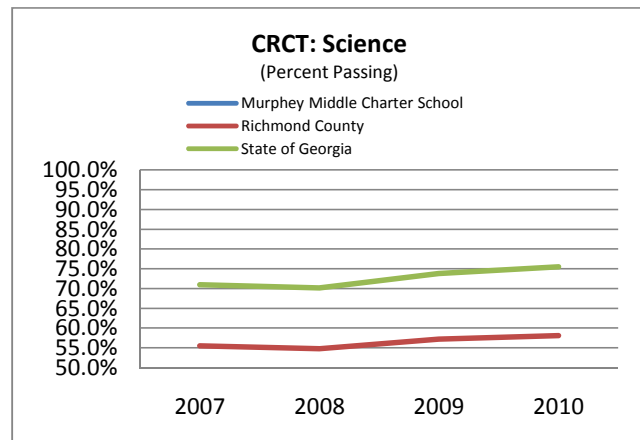
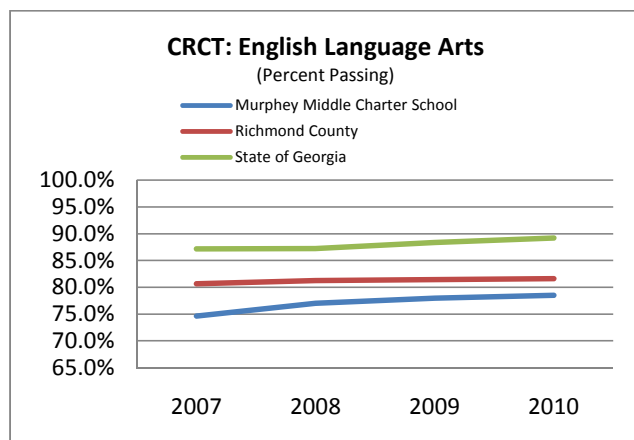
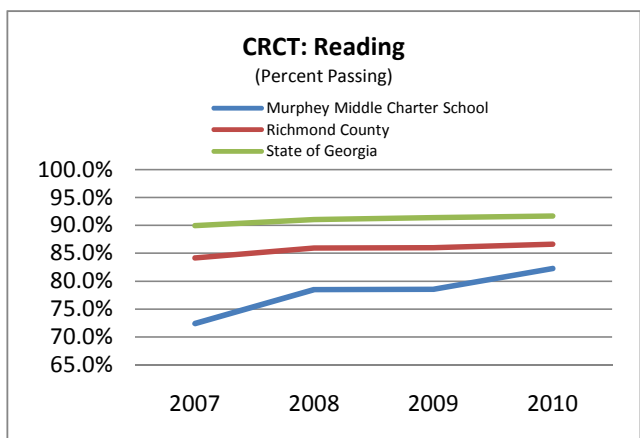
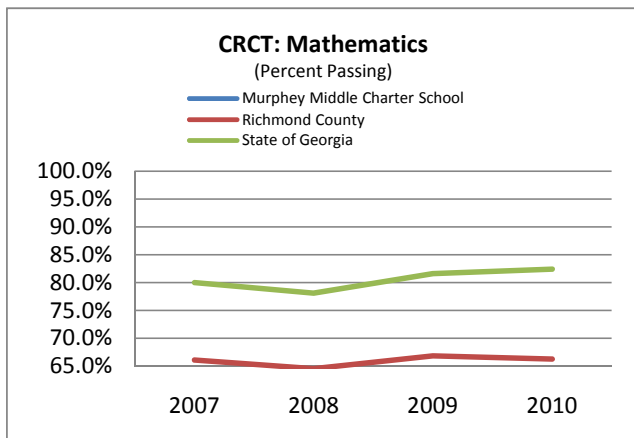
Murphey will create a safe, nurturing environment. Actual performance: School-wide rituals and routines are being practiced by all; a positive behavioral and support system has been established; the school safety team has been reorganized to ensure maximum safety within the school.

**Goal 2:**

By 2010, 78% of Murphey's students will meet or exceed state standards on the Reading/Languages Arts CRCT. Actual performance: 81.6% of Murphey's students met or exceeded state standards on the Reading/Language Arts CRCT...achieved goal.

**Goal 3:**

By 2010, 71% of Murphey's students will meet or exceed state standards on the Mathematics CRCT. Actual performance: 57.1% of Murphey's students met or exceeded standards on the Mathematics CRCT...did not achieve goal.



# Neighborhood Charter School

**Principal:** Jill Kaechele  
**School Address:** 688 Grant Street SE, Atlanta, Georgia 30315  
**Phone Number:** 404-624-6226 **Email:** jkaechele@neighborhoodcharter.com

## Mission Statement:

The Neighborhood Charter School is a community of deeply engaged families and educators working to foster extraordinary levels of student achievement in an inclusive, constructivist learning environment that values every individual and prepares students for a diverse global society.

## At a Glance:

District:	Atlanta Public Schools	Enrollment:	348
Type:	Start-up	Title I:	No
Open:	08/01/02	Total Teachers:	30
Converted:	N/A	Total Administrators:	1
Grades Served:	K-5	EMO Contract:	No
Waiting List:	Yes	Lottery:	Yes

## Academic Achievement CRCT:

	School CRCT Math	District CRCT Math	Better Than District? (Y/N)	School CRCT Reading	District CRCT Reading	Better Than District? (Y/N)
Does Not Meet	11.7%	27.9%	Yes	1.4%	13.2%	Yes
Meets	50.4%	50.1%	Yes	49.6%	61.6%	No
Exceeds Standard	37.9%	22.0%	Yes	48.9%	25.3%	Yes
Meets + Exceeds	88.3%	72.1%	Yes	98.6%	86.8%	Yes

## Financial Accountability and Facilities Information:

Financial Accountability		Facilities Information	
School Surplus	Yes	School Owns Facility	Yes
Reserve Fund	Yes	Plans to Purchase Facility	No
Total Private Funding	\$146,908.00	Monthly Facility Cost	\$28,800.00
Total Debt	None except computer leases - \$80,449	Yearly Facility Cost	\$239,843.00

## Adequate Yearly Progress (AYP) Information:

Academic Accountability	2010	2009	2008	2007
School Made AYP	Met	Did Not Meet	Met	Met
School is in Needs Improvement	No	No	No	No

For more information on this schools AYP results, please see [www.gadoe.org](http://www.gadoe.org) then go to AYP Report

**Academic Goals:**

In the space below, please enter at least three (3) goals but no more than four (4) that are stated in your charter and report on the progress that your school had made towards meeting each goal. Please provide at least two (2) goals that measure quantifiable student test results. If your school has not met a goal, please offer a brief explanation. Please limit each response to 100 words or less.

**Goal 1:**

Student performance on the CRCT - Mathematics GPS - will have the combined students in grades 1-5 at Neighborhood Charter School exceeding the mathematics standards by 2% each year. In 2010 student performance in mathematics exceeded the previous year standard by 19%. This significant gain was realized by a comprehensive school-wide focus on improving mathematics achievement for all students. NCS implemented a multi-faceted program of instructional differentiation, curricular enhancement, focused tutorials and ongoing assessment to inform classroom instruction. Individual grade-level gains ranged from 2% in second grade to 39% in third grade.

**Goal 2:**

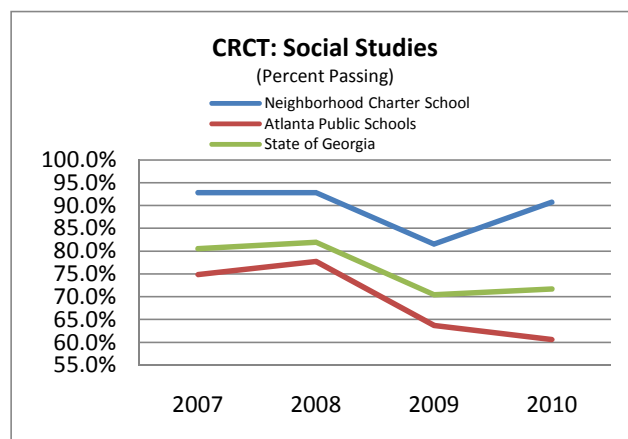
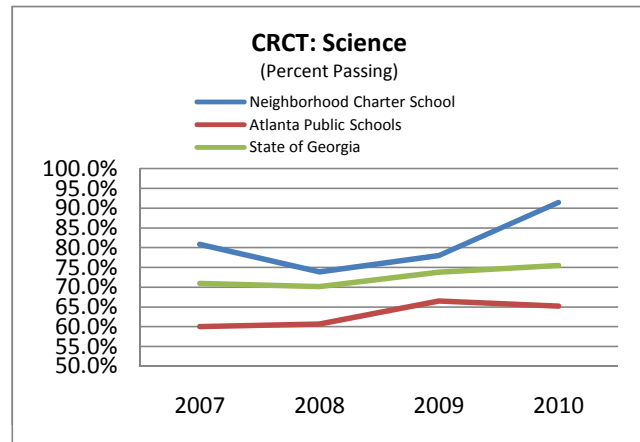
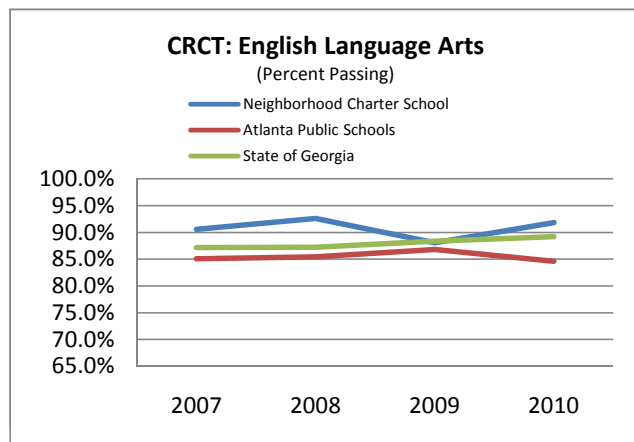
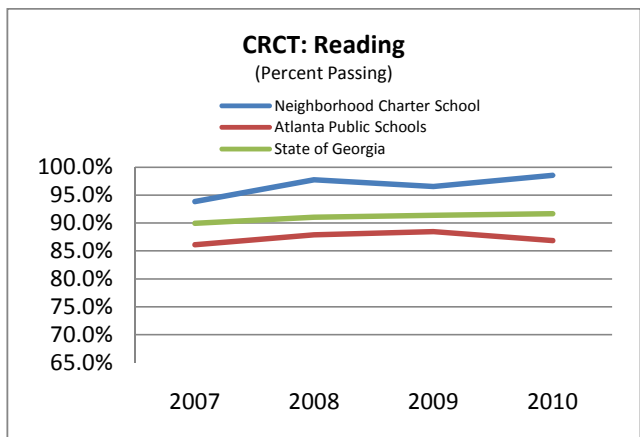
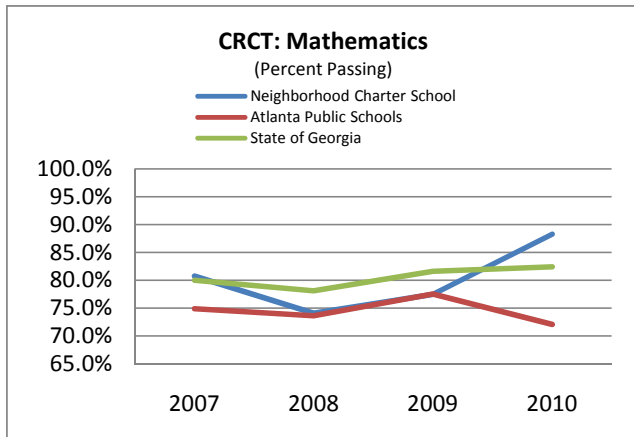
Student performance on the CRCT - English/Language Arts GPS - will have the combined students in grades 1-5 at Neighborhood Charter School exceeding the ELA standards by 2% each year. In 2010 student performance in English/Language Arts exceeded the previous school year standard by 11%. Most notable gains were realized in grades 3 and 4 where student gains were 25% in each grade.

**Goal 3:**

Teachers at the Neighborhood Charter School will participate in vertical, across grade-level communication, team-based planning, and intensive and continuous professional development. All staff participated in 27.5 hours of direct, on-site professional development in mathematics, curriculum mapping, diversity training, application of assessment data to instructional design (data dialogues) and differentiation of instruction. Additionally, staff members attending regional and national workshops in Love and Logic, NCTM, Coalition for Essential Schools and Understanding Poverty presented to all staff during scheduled professional development days.

**Goal 4:**

Neighborhood Charter School will provide early intervention for all struggling students. Using Universal Screener instruments designed as part of RTI, all students in grades 1-5 are assessed three times a year. The screeners utilize the GaOAS to assess in reading, writing, mathematics and behavior. Students performing in the bottom 10% receive direct support through Academic Assistance in 12-week cycles. Additionally, grade 3-5 students are assessed using the APS Benchmark Assessments twice annually. Special supports such as Saturday School, RTI, Academic Assistance and SST are available, as results require. Benchmark data also informs instructional differentiation, redirection, reinforcement and re-teaching.



# New Life Academy of Excellence

**Principal:** Alphonsa Foward  
**School Address:** 3159 Campus Drive, Suite 100, Norcross, Georgia 30071  
**Phone Number:** 770-248-3032 **Email:** aforward@newlifeacademyga.com

## Mission Statement:

The mission of New Life Academy of Excellence Inc. is to assist the parents of Gwinnett County by providing a school of choice. Our goal is to create an educational environment suitable for academic achievement. New Life Academy of Excellence Inc. will prepare students to be successful in a global economy.

## At a Glance:

District:	Gwinnett County	Enrollment:	383
Type:	Start-up	Title I:	No
Open:	08/13/07	Total Teachers:	17
Converted:	N/A	Total Administrators:	2
Grades Served:	K-6	EMO Contract:	No
Waiting List:	Yes	Lottery:	No

## Academic Achievement CRCT:

	School CRCT Math	District CRCT Math	Better Than District? (Y/N)	School CRCT Reading	District CRCT Reading	Better Than District? (Y/N)
Does Not Meet	7.4%	11.9%	Yes	2.5%	6.0%	Yes
Meets	57.6%	46.8%	Yes	55.6%	54.5%	Yes
Exceeds Standard	35.0%	41.3%	No	42.0%	39.6%	Yes
Meets + Exceeds	92.6%	88.1%	Yes	97.5%	94.0%	Yes

## Financial Accountability and Facilities Information:

Financial Accountability		Facilities Information	
School Surplus	Yes	School Owns Facility	Yes
Reserve Fund	No	Plans to Purchase Facility	Yes
Total Private Funding	\$23,456.00	Monthly Facility Cost	\$39,781.00
Total Debt	\$2,452,084.00	Yearly Facility Cost	\$477,378.00

## Adequate Yearly Progress (AYP) Information:

Academic Accountability	2010	2009	2008	2007
School Made AYP	Met	Met	Met	N/A
School is in Needs Improvement	No	No	No	N/A

For more information on this schools AYP results, please see [www.gadoe.org](http://www.gadoe.org) then go to AYP Report

**Academic Goals:**

In the space below, please enter at least three (3) goals but no more than four (4) that are stated in your charter and report on the progress that your school had made towards meeting each goal. Please provide at least two (2) goals that measure quantifiable student test results. If your school has not met a goal, please offer a brief explanation. Please limit each response to 100 words or less.

**Goal 1:**

Goal 1: The Charter School Students will be proficient in reading.

Actual Performance: New Life Academy of Excellence, Inc. (NLAE) improved student reading achievement at the 3rd grade level as measured by the reading comprehension portion of the Criterion-Referenced Competency Test (CRCT). NLAE projected in its Charter Petition that in the third year of operation 73% of its grade 3 students would meet or exceed expectations on the reading portion of the CRCT. During the 2009-2010 School year, 100% of 3rd graders passed the reading portions of the CRCT.

**Goal 2:**

Goal 2: The Charter School Students will be proficient in math.

Actual Performance: New Life Academy of Excellence, Inc. (NLAE) improved students math achievement at the 3rd grade level as measured by the math portion of the Criterion-Referenced Competency Test (CRCT). NLAE projected in its Charter Petition that in the third year of operation 66.7% of its grade 3 students would meet or exceed expectations on the math portion of the CRCT. During the 2009-2010 School Year, 97.5% of 3rd graders passed the reading portion of the CRCT.

**Goal 3:**

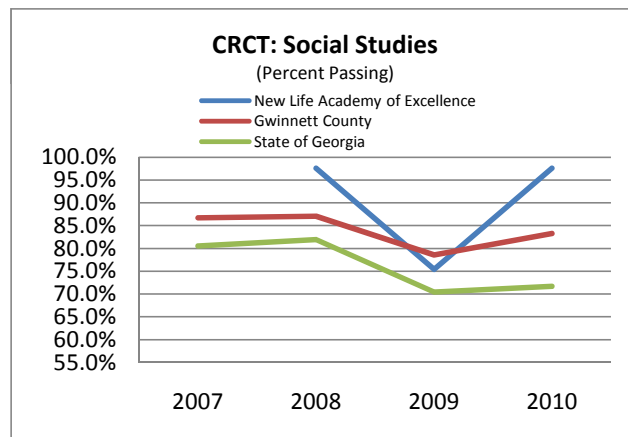
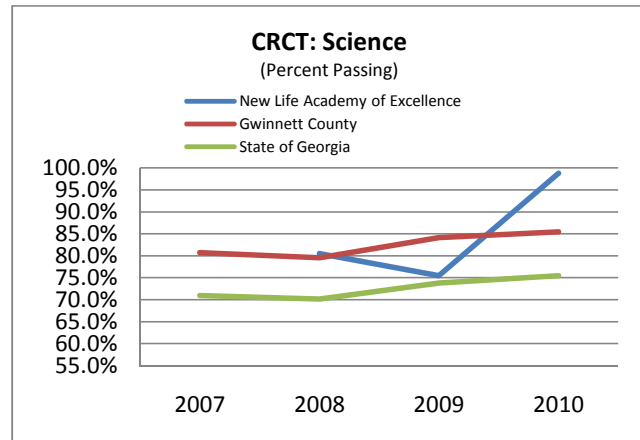
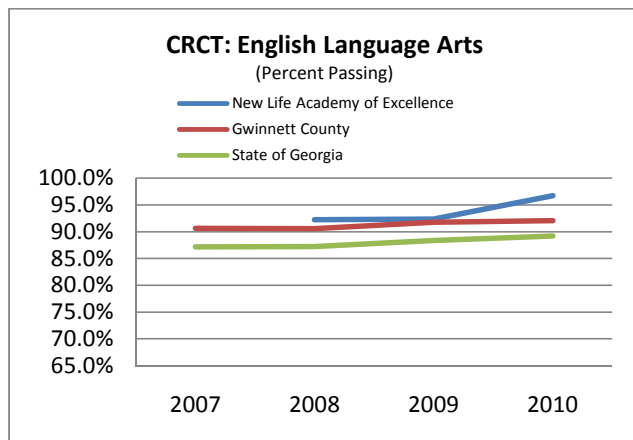
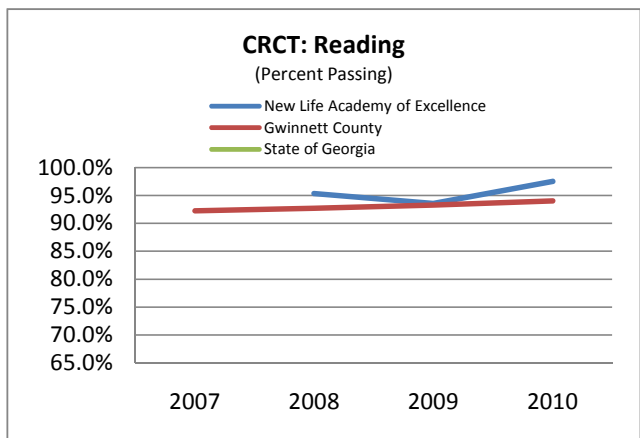
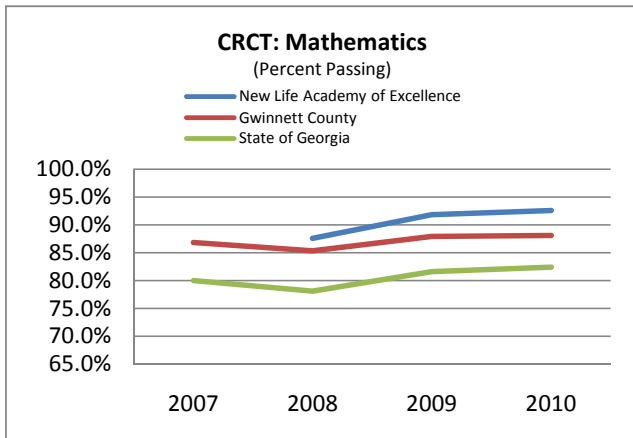
Goal 3: The Charter School Students will learn the Chinese Language.

Actual Performance: New Life Academy of Excellence provided students with instruction in Chinese on a regular basis. Students, grades K-5th, successfully learned basic Chinese vocabulary, including the written characters, and were able to speak these words correctly.

**Goal 4:**

Goal 4: The Charter School endeavors to be a financially secure educational organization.

Actual Performance: Despite of the many state budget cuts during the 2009-2010 School Year, New Life Academy of Excellence, Inc. successfully maintained its school budget and ended the fiscal year, ending June 30, 2010, in the black.



# North Springs High School

**Principal:** Lisa Stueve  
**School Address:** 7447 Roswell Road, Atlanta, Georgia 30328  
**Phone Number:** 770-551-2490 **Email:** stueve@fultonschools.org

## Mission Statement:

The mission of North Springs High School is to provide excellence, equity, and excitement in education for ALL students.

## At a Glance:

District:	Fulton County	Enrollment:	1337
Type:	Conversion	Title I:	Yes
Open:	08/01/07	Total Teachers:	94
Converted:	09/26/06	Total Administrators:	15
Grades Served:	9-12	EMO Contract:	No
Waiting List:	No	Lottery:	No

## Academic Achievement GHS GT:

	School GHS GT Math	District GHS GT Math	Better Than District? (Y/N)	School GHS GT ELA	District GHS GT ELA	Better Than District? (Y/N)
Does Not Meet	8.4%	14.9%	Yes	8.1%	6.1%	No
Meets	41.2%	45.0%	No	31.8%	51.7%	No
Exceeds Standard	50.3%	40.1%	Yes	60.1%	42.2%	Yes
Meets + Exceeds	91.6%	85.1%	Yes	91.9%	93.9%	No

## Financial Accountability and Facilities Information:

Financial Accountability		Facilities Information	
School Surplus	Yes	School Owns Facility	No
Reserve Fund	Yes	Plans to Purchase Facility	Does not apply
Total Private Funding	\$63,000.00	Monthly Facility Cost	n/a
Total Debt	\$241,369.00	Yearly Facility Cost	n/a

## Adequate Yearly Progress (AYP) Information:

Academic Accountability	2010	2009	2008	2007
School Made AYP	Did Not Meet	Did Not Meet	Met	Met
School is in Needs Improvement	Yes	No	No	No

For more information on this schools AYP results, please see [www.gadoe.org](http://www.gadoe.org) then go to AYP Report

**Academic Goals:**

In the space below, please enter at least three (3) goals but no more than four (4) that are stated in your charter and report on the progress that your school had made towards meeting each goal. Please provide at least two (2) goals that measure quantifiable student test results. If your school has not met a goal, please offer a brief explanation. Please limit each response to 100 words or less.

**Goal 1:**

Target Goal 1: Design time in the schedule for school-wide learning and create processes and procedures to identify and address our students' needs and goals.

Actual Performance: Met goal: In 2009-10 academic school year, stakeholders approved the Implementation of a new class schedule that provides an "8th period" one day per week allowing students tutoring and mentoring opportunities as a part of the school day; currently, 14 to 20 course subjects are addressed through help sessions during this period each week; the 8th period also allows students opportunities for enrichment or alternative learning experiences through school clubs, student government activities as describe in our charter. In addition, in 2010 two school wide 15 minute segments of SAT prep were included in the schedule.

**Goal 2:**

Target Goal 2: Increase the percentage of juniors passing GHSGT in areas on the first attempt.

Actual Performance: Met goal: In 2009-10 The number of students passing the test with a score of 500 or higher increased significantly from last year; however, North Springs Charter High School continues to not make Annual Yearly Progress because of student performance on this test. A score of 516 indicates proficiency for AYP. For the 2009 – 2010 school year, NSCHS made AYP in the Economically Disadvantaged subgroup because of Safe Harbor but will not make AYP in the Black Subgroup. Out of the 32 students who did not pass the math section of the GHSGT, 18 of them (56.25%) were receiving Special Education services. The percentage of students who passed the GHSGT in ELA with a score of 200 or higher decreased in the ALL and the Economically Disadvantaged subgroup. The ELL subgroup saw a tremendous improvement in passing scores. Because the Annual Yearly Progress score for the ELA test is also a score of 200, the Economically Disadvantaged subgroup met AYP.

**Goal 3:**

Target Goal 3: Increase mean math SAT score; increase mean writing SAT scores; Increase mean critical reading SAT score

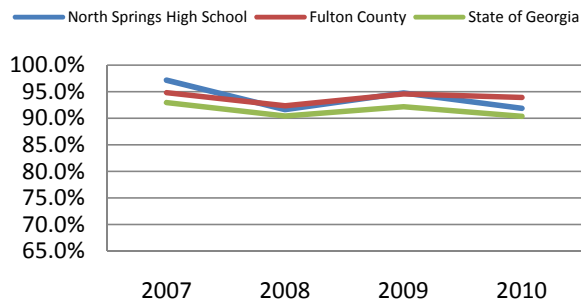
Actual Performance: Did not meet goal: All mean score of 1545 for 2009-10 SAT total scores continue to decline with the largest declines in writing for two consecutive years. SAT scores continued to decline for the 2009-10 school year however at a slower rate than in the 2008-09 school year. Continued efforts to increase stakeholder involvement include a Governance Board subcommittee dedicated to investigating SAT opportunities for improvement. SAT prep segments school wide embedded in master schedule weekly for 2010-11.

**Goal 4:**

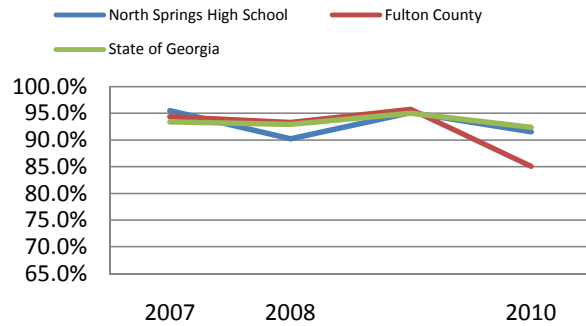
Target Goal 4: Integrate technology into the curriculum whenever appropriate.

Actual Performance: Goal met: use of digital printing press, vhs and dvd equipment, film studio enhancements and data storage upgrades completed May 2009 continue to increase 2009-10 school year. Weekly student film segments, advisory programming and administrative communication use of equipment for consistency of school mission, vision and beliefs.

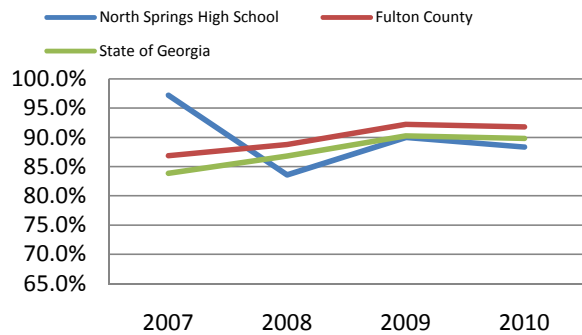
### GHSGT: English Language Arts (Percent Passing)



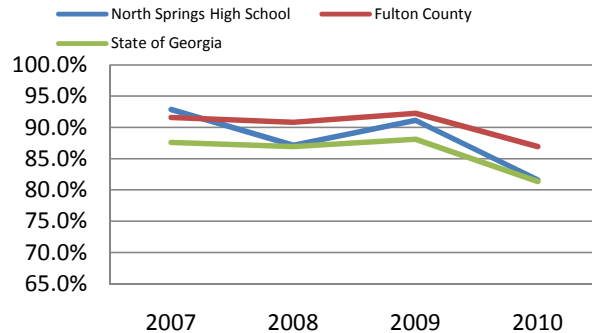
### GHSGT: Mathematics (Percent Passing)



### GHSGT: Science (Percent Passing)



### GHSGT: Social Studies (Percent Passing)



# Odyssey School

**Principal:** Andy Geeter  
**School Address:** 14 St. John Circle, Newnan, Georgia 30265  
**Phone Number:** 770-251-6111 **Email:** ageeter@odysseycharterschool.net

## Mission Statement:

To provide a challenging, high-quality education that creates an enthusiasm for learning through an innovative, hands-on curriculum while maintaining a focus on the needs of each student.

## At a Glance:

District:	Odyssey	Enrollment:	5109
Type:	State Charter School	Title I:	Yes
Open:	08/12/04	Total Teachers:	114
Converted:	N/A	Total Administrators:	0
Grades Served:	K-9	EMO Contract:	Yes
Waiting List:	Yes	Lottery:	Yes

## Academic Achievement CRCT:

	School CRCT Math	District CRCT Math	Better Than District? (Y/N)	School CRCT Reading	District CRCT Reading	Better Than District? (Y/N)
Does Not Meet	26.0%	26.0%	Equal	7.5%	7.5%	Equal
Meets	50.4%	50.4%	Equal	53.7%	53.7%	Equal
Exceeds Standard	23.5%	23.5%	Equal	38.9%	38.9%	Equal
Meets + Exceeds	74.0%	74.0%	Equal	92.5%	92.5%	Equal

## Financial Accountability and Facilities Information:

Financial Accountability		Facilities Information	
School Surplus	Yes	School Owns Facility	Yes
Reserve Fund	Yes	Plans to Purchase Facility	Does Not Apply
Total Private Funding	\$30,000.00	Monthly Facility Cost	22641
Total Debt	\$1,400,000.00	Yearly Facility Cost	\$378,368.00

## Adequate Yearly Progress (AYP) Information:

Academic Accountability	2010	2009	2008	2007
School Made AYP	Met	Met	N/A	N/A
School is in Needs Improvement	No	No	No	No

For more information on this schools AYP results, please see [www.gadoe.org](http://www.gadoe.org) then go to AYP Report

**Academic Goals:**

In the space below, please enter at least three (3) goals but no more than four (4) that are stated in your charter and report on the progress that your school had made towards meeting each goal. Please provide at least two (2) goals that measure quantifiable student test results. If your school has not met a goal, please offer a brief explanation. Please limit each response to 100 words or less.

**Goal 1:**

Overall Odyssey score averages on the CRCT Math test will exceed the state averages (brick and mortar school goal).

Actual Performance: Odyssey CRCT scores for 2010 did, on aggregate, exceed the state averages. Individually, Odyssey scores in math exceeded state averages in 5 of 7 grades (with retests considered).

**Goal 2:**

The overall percentage of Odyssey brick and mortar school students will rise based upon the following goals:

	2010 goal	2010 actual
Read.	94%	95.7%
ELA	92%	93.1%
Math	80%	85.7%
Science	80%	85.5%
Soc. Stud.	80%	80.5%

Actual Performance: Odyssey met this goal in every testing area.

**Goal 3:**

In Middle School Science, the gap between GCA performance and the state average will close to no more than 2% by the end of FY11 in each grade.

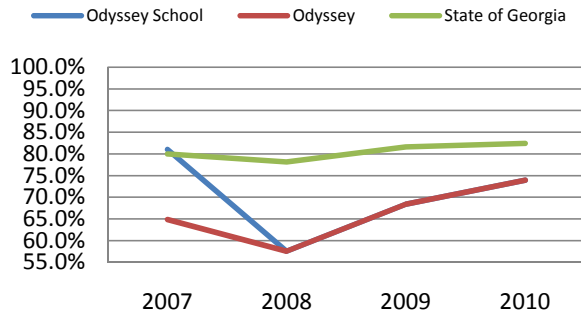
Actual Performance: Exceeded Goal. GCA student performance in Science exceeded the state average at every grade level in Middle School in FY10.

**Goal 4:**

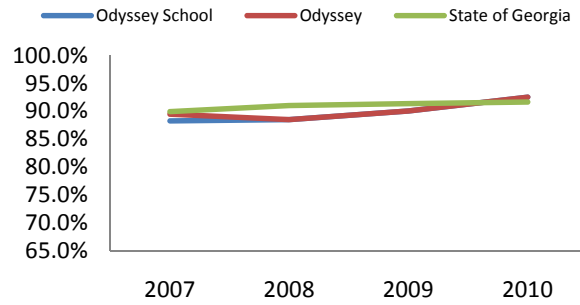
During each year of this charter, at least 80% of students will re-enroll in Georgia Cyber Academy for the following school year.

Actual Performance: Exceeded Goal. At the end of the 2009-10 school year, 90.3% of eligible students re-enrolled in GCA for the following school year.

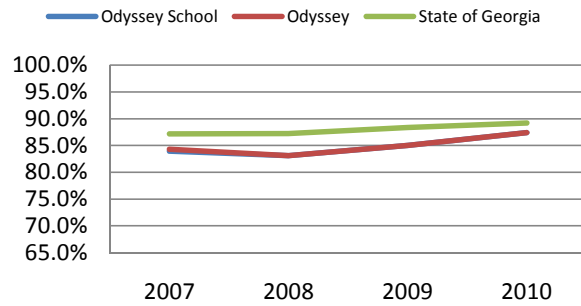
**CRCT: Mathematics**  
(Percent Passing)



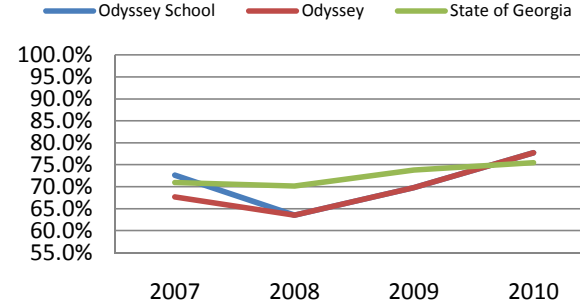
**CRCT: Reading**  
(Percent Passing)



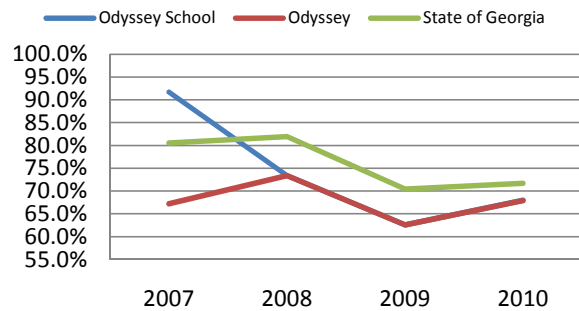
**CRCT: English Language Arts**  
(Percent Passing)



**CRCT: Science**  
(Percent Passing)



**CRCT: Social Studies**  
(Percent Passing)



# Oglethorpe Charter School

**Principal:** Kevin Wall  
**School Address:** 707 Stiles Avenue, Savannah, Georgia 31415  
**Phone Number:** 912-201-5075 **Email:** kevind.wall@sccpss.com

## Mission Statement:

Mission Statement Partnering with parents and community to inspire students to achieve personal and educational excellence.

## At a Glance:

District:	Chatham County	Enrollment:	420
Type:	Start-up	Title I:	No
Open:	08/25/99	Total Teachers:	28
Converted:	N/A	Total Administrators:	3
Grades Served:	6-8	EMO Contract:	No
Waiting List:	Yes	Lottery:	Yes

## Academic Achievement CRCT:

	School CRCT Math	District CRCT Math	Better Than District? (Y/N)	School CRCT Reading	District CRCT Reading	Better Than District? (Y/N)
Does Not Meet	7.5%	24.9%	Yes	2.8%	10.4%	Yes
Meets	49.0%	53.9%	No	56.8%	63.7%	No
Exceeds Standard	43.5%	21.2%	Yes	40.5%	25.9%	Yes
Meets + Exceeds	92.5%	75.1%	Yes	97.2%	89.6%	Yes

## Financial Accountability and Facilities Information:

Financial Accountability		Facilities Information	
School Surplus	Yes	School Owns Facility	Yes
Reserve Fund	Yes	Plans to Purchase Facility	Does not apply
Total Private Funding	\$0.00	Monthly Facility Cost	NA
Total Debt	\$14,002.00	Yearly Facility Cost	\$90,288.00

## Adequate Yearly Progress (AYP) Information:

Academic Accountability	2010	2009	2008	2007
School Made AYP	Met	Met	Met	Met
Schools in in Needs Improvement	No	No	No	No

For more information on this schools AYP results, please see [www.gadoe.org](http://www.gadoe.org) then go to AYP Report

**Academic Goals:**

In the space below, please enter at least three (3) goals but no more than four (4) that are stated in your charter and report on the progress that your school had made towards meeting each goal. Please provide at least two (2) goals that measure quantifiable student test results. If your school has not met a goal, please offer a brief explanation. Please limit each response to 100 words or less.

**Goal 1:**

GOAL #1 100% of Oglethorpe students (6th, 7th and 8th grade) will score 80% or better on school created tests in the domain of Number Sense (math). The 6th grade 2010 CRCT math test results show that 86% of the students met or exceeded the standard. The 7th grade 2010 CRCT math test results show that 94% of the students met or exceeded the standard. The 8th grade 2010 CRCT math test results show that 93% of the students met or exceeded the standard.

**Goal 2:**

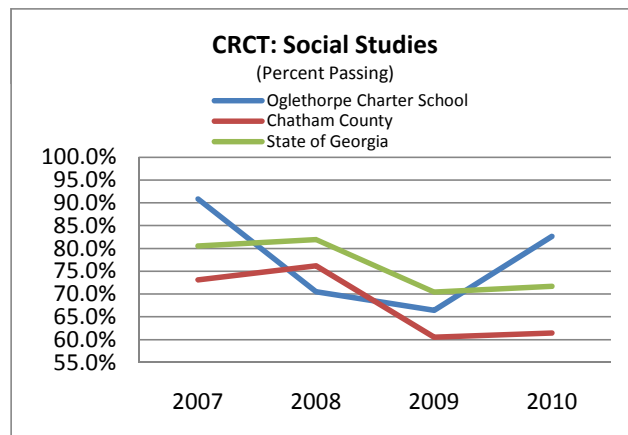
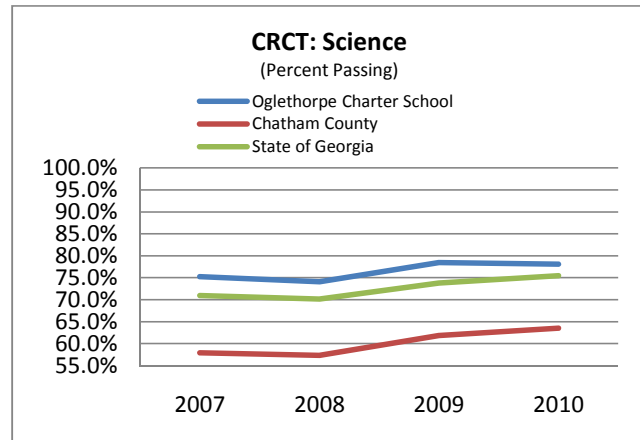
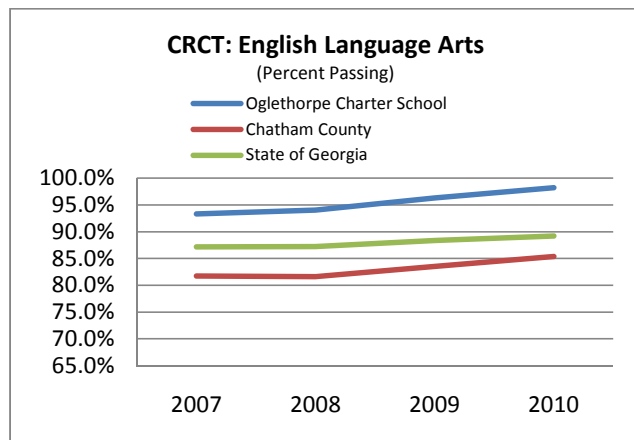
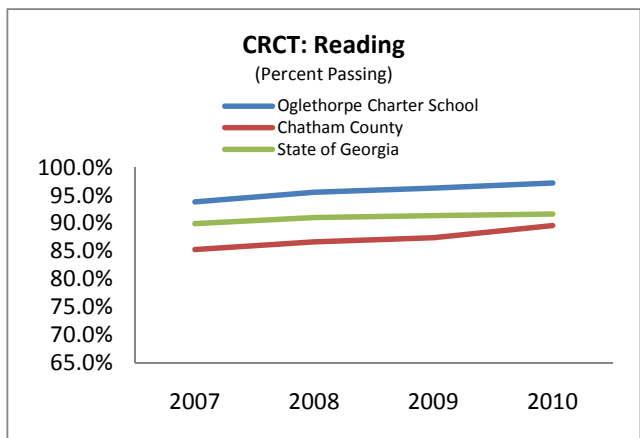
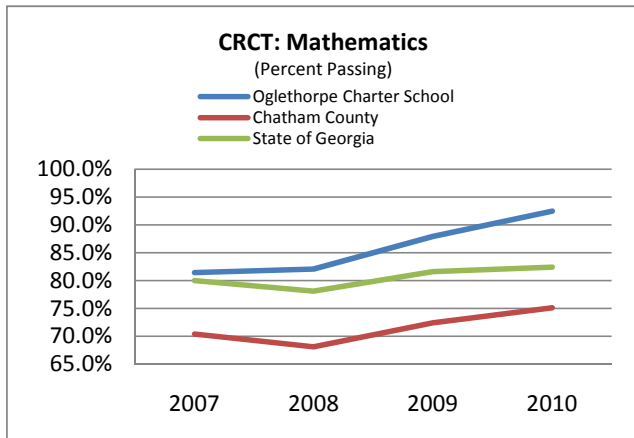
GOAL # 2 100% of Oglethorpe students (6th, 7th and 8th grade) will score 80% or better on school created tests in the domain of Media Literacy (reading). The 6th grade 2010 CRCT reading test results show that 98% of the students met or exceeded the standard. The 7th grade 2010 CRCT reading test results show that 94% of the students met or exceeded the standard. The 8th grade CRCT reading test results show that 100% of the students met or exceeded the standard.

**Goal 3:**

GOAL #3 100% of Oglethorpe students (6th, 7th and 8th grade) will score 80% or better on school created tests on Science Processing Skills. The 6th grade 2010 CRCT science test results show that 78 % of the students met or exceeded the standard. The 7th grade 2010 CRCT science test results show that 87% of the students met or exceeded the standard. The 8th grade 2010 CRCT science test results show that 69% of the students met or exceeded the standard.

**Goal 4:**

GOAL #4 100 % of Oglethorpe students (6th, 7th and 8th grade) will score 80% or better on school created tests in the domain of analyzing maps, graphs and diagrams (social studies). The 6th grade 2010 CRCT social studies test results show that 82% of the students met or exceeded the standard. The 7th grade 2010 CRCT social studies test results show that 82% of the students met or exceeded the standard. The 8th grade 2010 CRCT social studies test results show that 84% of the students met or exceeded the standard.



# Peachtree Middle School

**Principal:** Steve Donahue  
**School Address:** 4664 North Peachtree Road, Dunwoody, Georgia 30338  
**Phone Number:** 678-676-7702 **Email:** brian\_s\_heptinstall@fc.dekalb.k12.ga.us

## Mission Statement:

Through a spirit of teamwork, Peachtree Charter Middle School supports students in realizing their academic and personal dreams

## At a Glance:

District:	DeKalb County	Enrollment:	1174
Type:	Conversion	Title I:	No
Open:	07/01/01	Total Teachers:	84
Converted:	07/01/01	Total Administrators:	4
Grades Served:	6-8	EMO Contract:	No
Waiting List:	Yes	Lottery:	Yes

## Academic Achievement CRCT:

	School CRCT Math	District CRCT Math	Better Than District? (Y/N)	School CRCT Reading	District CRCT Reading	Better Than District? (Y/N)
Does Not Meet	16.2%	27.9%	Yes	6.8%	13.0%	Yes
Meets	47.8%	50.3%	No	47.4%	60.5%	No
Exceeds Standard	36.0%	21.8%	Yes	45.7%	26.4%	Yes
Meets + Exceeds	83.8%	72.1%	Yes	93.2%	87.0%	Yes

## Financial Accountability and Facilities Information:

Financial Accountability		Facilities Information	
School Surplus	No	School Owns Facility	Yes
Reserve Fund	No	Plans to Purchase Facility	Does not apply
Total Private Funding	\$0.00	Monthly Facility Cost	\$0.00
Total Debt	\$0.00	Yearly Facility Cost	\$0.00

## Adequate Yearly Progress (AYP) Information:

Academic Accountability	2010	2009	2008	2007
School Made AYP	Met	Met	Met	Met
School is in Needs Improvement	Yes	No	No	No

For more information on this schools AYP results, please see [www.gadoe.org](http://www.gadoe.org) then go to AYP Report

**Academic Goals:**

In the space below, please enter at least three (3) goals but no more than four (4) that are stated in your charter and report on the progress that your school had made towards meeting each goal. Please provide at least two (2) goals that measure quantifiable student test results. If your school has not met a goal, please offer a brief explanation. Please limit each response to 100 words or less.

**Goal 1:**

As measured on the CRCT, two percent per year or six percent of the Level One students who have been enrolled at Peachtree for three years will be reading on or above grade level by the end of grade eight. In the 2007 – 2008 school year, 23 students entered sixth grade in Level One reading. Twenty-one of these students remained at Peachtree all three years. Nineteen of these students have scored out of Level One in the latest test administration. We exceeded our goal with a 90.4% improvement.

**Goal 2:**

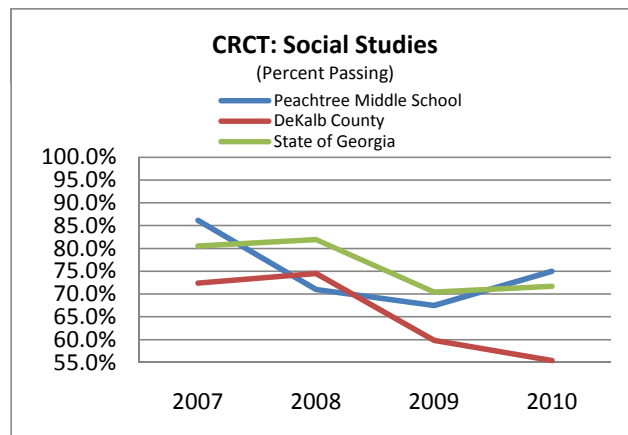
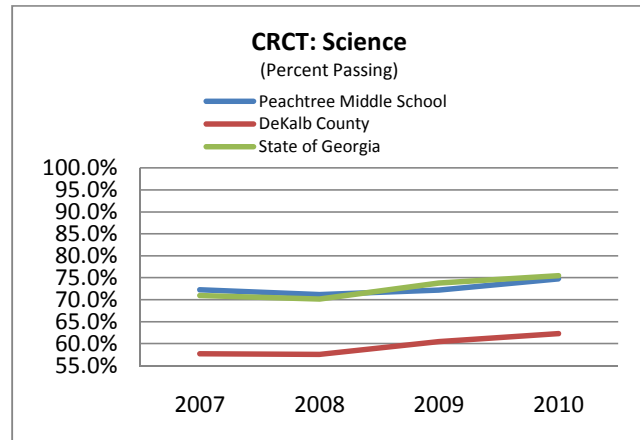
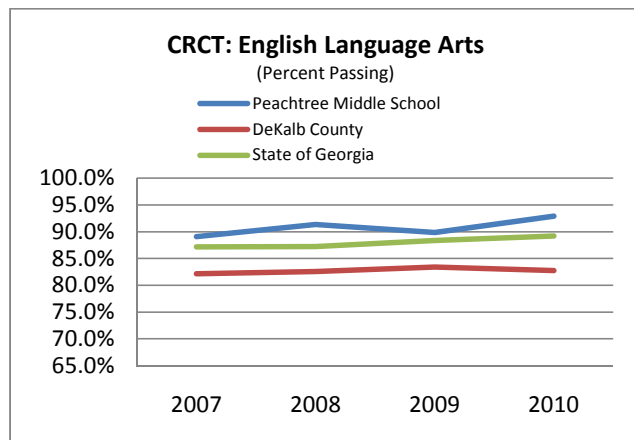
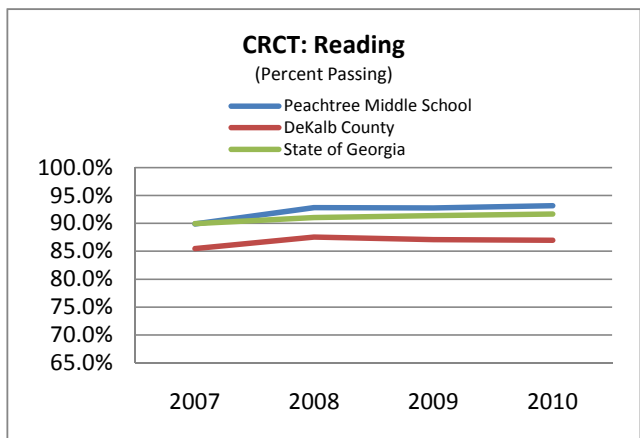
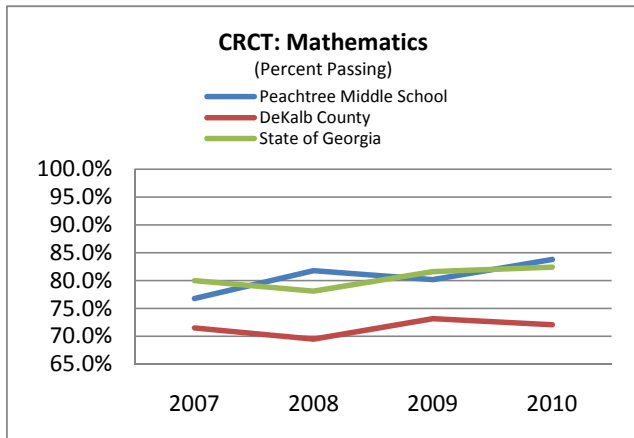
As measured on the CRCT, two percent per year or six percent of the Level One students who have been enrolled at Peachtree for three years will be performing math computations on or above grade level by the end of grade eight. In the 2007 – 2008 school year, 16 students entered Peachtree scoring Level One in math. Fifteen of those students remained for all three years. Two of the 15 have scored out of Level One in the latest test administration. We exceeded our goal with approximately 13.3% improvement.

**Goal 3:**

Peachtree added three new ActivBoards during the 2009-2010 academic year. Increasing the number of ActivBoards from 13 to 16. ActivBoard professional development was provided for all teachers.

**Goal 4:**

Teachers participated in staff development sessions regarding the school climate action plan at the start of the school year. In March, teachers participated in an in-service during grade level meetings. It was a redelivery by teachers who attended a seminar on Building Responsibility and Self-Discipline in your students. Improving classroom management and student attitudes. Featuring Vicki Phillips.



# Reese Road Elementary School

**Principal:** Jeanella Pendleton  
**School Address:** 3100 Reese Road, Columbus, Georgia 31907  
**Phone Number:** 706-569-3684 **Email:** jpendleton@mcsdga.net

## Mission Statement:

The mission of Reese Road leadership Academy is to develop today's achievers into tomorrow's leaders.

## At a Glance:

District:	Muscogee County	Enrollment:	503
Type:	Conversion	Title I:	No
Open:	06/11/09	Total Teachers:	33
Converted:	04/09/09	Total Administrators:	2
Grades Served:	PK-5	EMO Contract:	No
Waiting List:	Yes	Lottery:	Yes

## Academic Achievement CRCT:

	School CRCT Math	District CRCT Math	Better Than District? (Y/N)	School CRCT Reading	District CRCT Reading	Better Than District? (Y/N)
Does Not Meet	14.2%	25.8%	Yes	5.3%	11.6%	Yes
Meets	60.4%	53.2%	Yes	61.0%	62.7%	No
Exceeds Standard	25.3%	21.0%	Yes	33.7%	25.7%	Yes
Meets + Exceeds	85.8%	74.2%	Yes	94.7%	88.4%	Yes

## Financial Accountability and Facilities Information:

Financial Accountability		Facilities Information	
School Surplus	No	School Owns Facility	Yes
Reserve Fund	No	Plans to Purchase Facility	Does not apply
Total Private Funding	\$0.00	Monthly Facility Cost	n/a
Total Debt	\$0.00	Yearly Facility Cost	n/a

## Adequate Yearly Progress (AYP) Information:

Academic Accountability	2010	2009	2008	2007
School Made AYP	Met	Met	Met	Met
School is in Needs Improvement	No	No	No	No

For more information on this schools AYP results, please see [www.gadoe.org](http://www.gadoe.org) then go to AYP Report

**Academic Goals:**

In the space below, please enter at least three (3) goals but no more than four (4) that are stated in your charter and report on the progress that your school had made towards meeting each goal. Please provide at least two (2) goals that measure quantifiable student test results. If your school has not met a goal, please offer a brief explanation. Please limit each response to 100 words or less.

**Goal 1:**

Students in grades 1-5 who are continuously enrolled (October FTE) will meet or exceed the grade level standard on the Sprint CRCT, Reading and ELA by 2% annually. Met Goal. Increased from 61% met/exceed to 93%.

**Goal 2:**

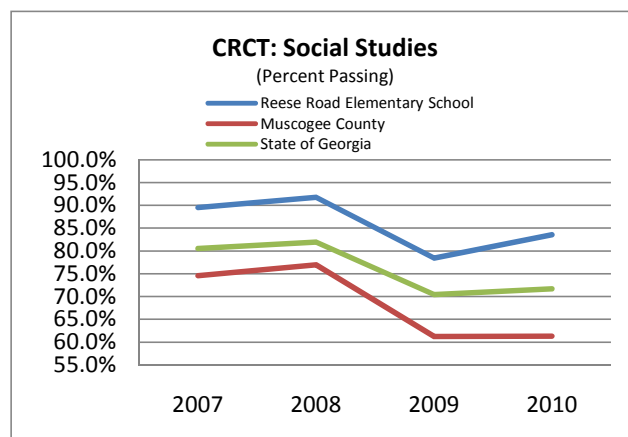
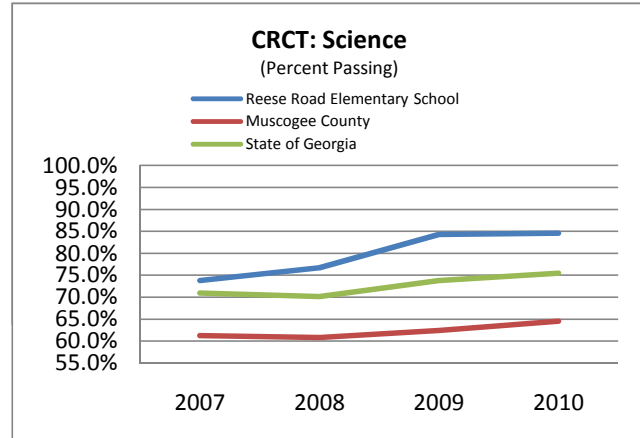
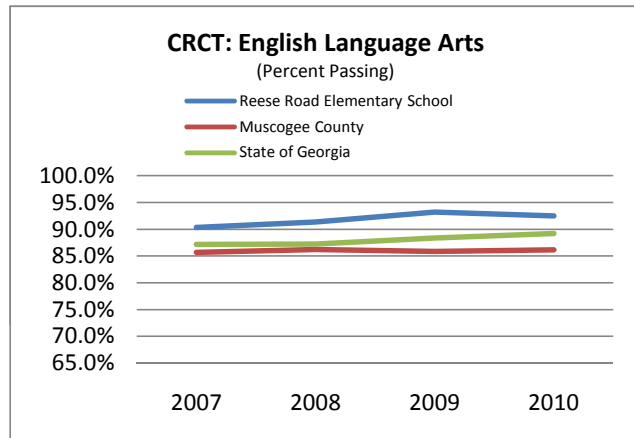
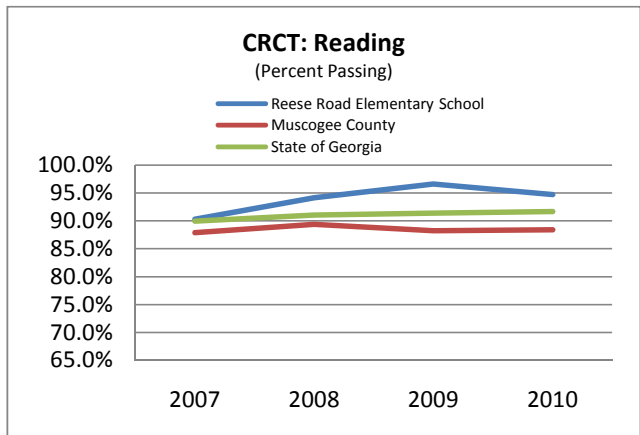
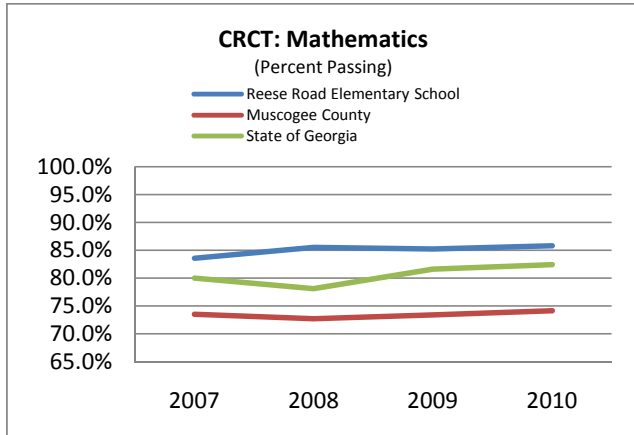
Students in grade 3-5 who are continuously enrolled (Oct. FTE) will meet or exceed the grade level standard on the Spring CRCT, Science portion by 2% annually. Met goal. Increased from 73% to 84.8% meeting/exceeding.

**Goal 3:**

Students in grade 3-5 who are continuously enrolled (Oct. FTE) will meet or exceed the grade level standard on the Spring CRCT, Social Studies portion by 2% annually. Met goal. Increased from 73% to 84.8%.

**Goal 4:**

Students in grade 1-5 who are continuously enrolled (Oct. FTE) will meet or exceed the grade level standard on the Spring CRCT by 2% annually. Did not meet goal. Goal was 86%, we reached 82.9% meeting/exceeding



# Ridgeview Charter School

**Principal:** Karen Cox  
**School Address:** 5340 Trimble Road, Atlanta, Georgia 30342  
**Phone Number:** 404-843-7710 **Email:** N/A

## Mission Statement:

Ridgeview Charter School prepares students to be confident, creative, compassionate global citizens through high expectations for learning, excellence in teaching, seamless curriculum, community service participation, and engagement of parents and community.

## At a Glance:

District:	Fulton County	Enrollment:	745
Type:	Conversion	Title I:	Yes
Open:	08/01/06	Total Teachers:	70
Converted:	06/08/06	Total Administrators:	17
Grades Served:	6-8	EMO Contract:	No
Waiting List:	No	Lottery:	No

## Academic Achievement CRCT:

	School CRCT Math	District CRCT Math	Better Than District? (Y/N)	School CRCT Reading	District CRCT Reading	Better Than District? (Y/N)
Does Not Meet	19.8%	14.9%	No	7.3%	6.1%	No
Meets	54.4%	45.0%	Yes	63.6%	51.7%	Yes
Exceeds Standard	25.9%	40.1%	No	29.1%	42.2%	No
Meets + Exceeds	80.2%	85.1%	No	92.7%	93.9%	No

## Financial Accountability and Facilities Information:

Financial Accountability		Facilities Information	
School Surplus	Yes	School Owns Facility	No
Reserve Fund	No	Plans to Purchase Facility	Does not apply
Total Private Funding	\$0.00	Monthly Facility Cost	n/a
Total Debt	\$0.00	Yearly Facility Cost	n/a

## Adequate Yearly Progress (AYP) Information:

Academic Accountability	2010	2009	2008	2007
School Made AYP	Did Not Meet	Met	Met	Did Not Meet
School is in Needs Improvement	No	No	Yes	Yes

For more information on this schools AYP results, please see [www.gadoe.org](http://www.gadoe.org) then go to AYP Report

**Academic Goals:**

In the space below, please enter at least three (3) goals but no more than four (4) that are stated in your charter and report on the progress that your school had made towards meeting each goal. Please provide at least two (2) goals that measure quantifiable student test results. If your school has not met a goal, please offer a brief explanation. Please limit each response to 100 words or less.

**Goal 1:**

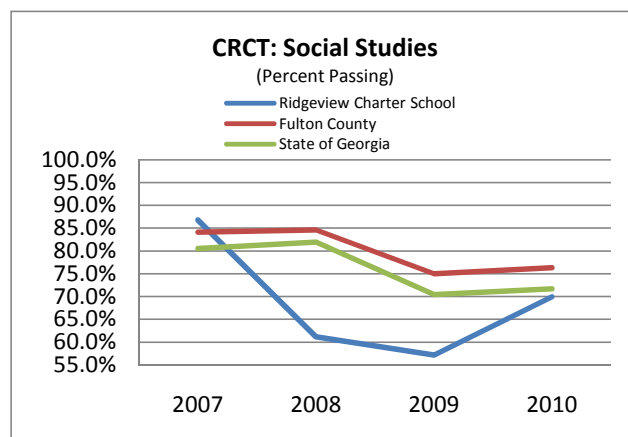
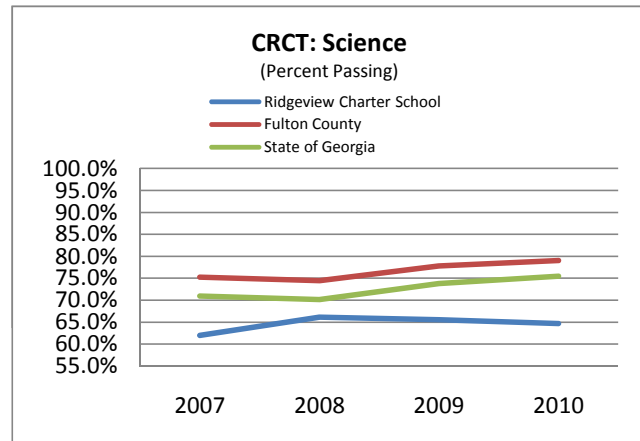
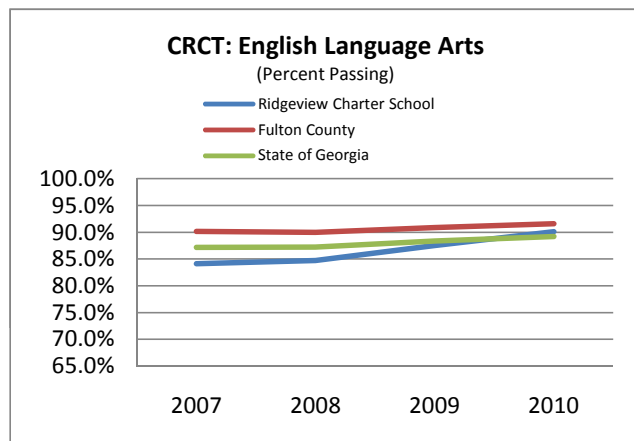
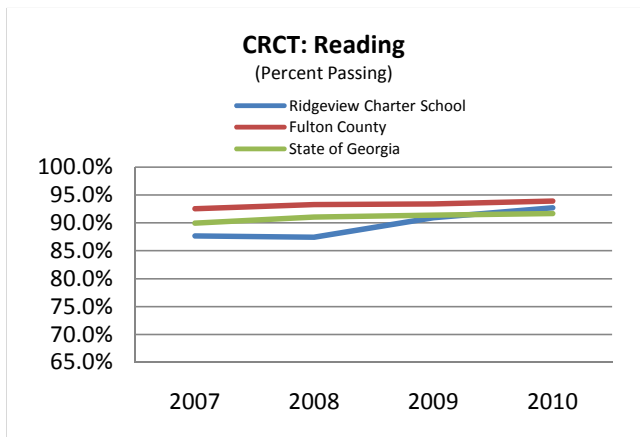
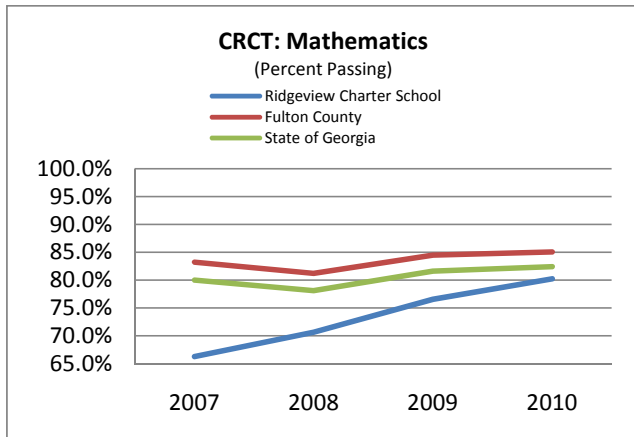
Improve Math CRCT scores for all 6-8 general education students; target for 09-10 was 75% passing. Actual performance: met goal. 78% of 6-8th graders passed the Math CRCT.

**Goal 2:**

Improve Middle Grades Writing Assessment scores with 75% of 8th graders passing. Met Goal. 79% of 8th graders passed. Did not meet goal of 10% at the exceeds level.

**Goal 3:**

Improve 6, 7 and 8th grade reading CRCT scores, with all grades passing at least 90% of students. Met goal. 90%, 91% and 98% passing in grades 6, 7 and 8 respectively.



# Riverwood International Charter School

**Principal:** Edward Echols  
**School Address:** 5590 Heards Dr NW, Atlanta, Georgia 30328  
**Phone Number:** 404-847-1980 **Email:** N/A

## Mission Statement:

Riverwood International Charter School prepares students to be confident, creative, compassionate, global citizens through high expectations for learning, excellence in teaching, seamless curriculum, community service participation, and engagement of parents and community.

## At a Glance:

District:	Fulton County	Enrollment:	1459
Type:	Conversion	Title I:	No
Open:	08/01/08	Total Teachers:	89
Converted:	10/09/08	Total Administrators:	17
Grades Served:	9-12	EMO Contract:	No
Waiting List:	No	Lottery:	No

## Academic Achievement GHS GT:

	School GHS GT Math	District GHS GT Math	Better Than District? (Y/N)	School GHS GT ELA	District GHS GT ELA	Better Than District? (Y/N)
Does Not Meet	1.9%	14.9%	Yes	3.0%	6.1%	Yes
Meets	26.2%	45.0%	No	18.7%	51.7%	No
Exceeds Standard	71.9%	40.1%	Yes	78.3%	42.2%	Yes
Meets + Exceeds	98.1%	85.1%	Yes	97.0%	93.9%	Yes

## Financial Accountability and Facilities Information:

Financial Accountability		Facilities Information	
School Surplus	No	School Owns Facility	No
Reserve Fund	No	Plans to Purchase Facility	Does not apply
Total Private Funding	N/A	Monthly Facility Cost	N/A
Total Debt	N/A	Yearly Facility Cost	N/A

## Adequate Yearly Progress (AYP) Information:

Academic Accountability	2010	2009	2008	2007
School Made AYP	Met	Met	Met	Met
School is in Needs Improvement	No	No	No	No

For more information on this schools AYP results, please see [www.gadoe.org](http://www.gadoe.org) then go to AYP Report

**Academic Goals:**

In the space below, please enter at least three (3) goals but no more than four (4) that are stated in your charter and report on the progress that your school had made towards meeting each goal. Please provide at least two (2) goals that measure quantifiable student test results. If your school has not met a goal, please offer a brief explanation. Please limit each response to 100 words or less.

**Goal 1:**

Target: Close the achievement gap and raise academic achievement across all demographic groups.

Actual Performance: Met goal. We increased the percent of students scoring pass-plus on the GHSgt in math from 72% to 74%. We increased the percent of students scoring advanced or honors on the GHSgt in social studies from 68% to 69%.

**Goal 2:**

Target: Increase the graduation rate across all demographic subgroups.

Actual Performance: Did not meet goal. The overall graduation rate decreased from 92.9% to 88.4%. The most significant decline was the rate for the Hispanic subgroup, which fell from 70% to 60%. This goal will remain a focus in the 2010-11 school year.

**Goal 3:**

Target: Decrease the percentage of 9th grade students failing one class.

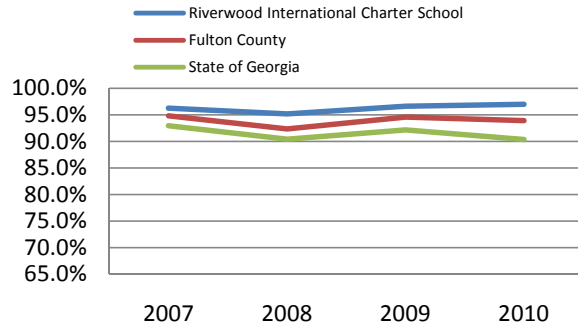
Actual Performance: Did not meet goal. The percentage of 9th grade students failing one class increased from 34% to 40%. Ninth grade students will be the main focus this year, with a counselor in place whose sole purpose is support of at-risk 9th graders.

**Goal 4:**

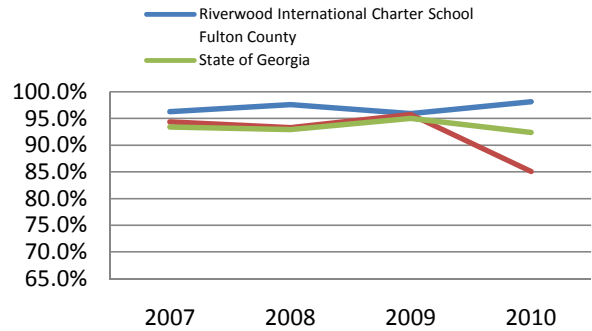
Target: Increase the number of teachers trained to effectively implement International Baccalaureate's Middle Years Program and Diploma Program.

Actual Performance: Met goal. Three additional teachers attended training for the Diploma Program, and all 9th and 10th grade teachers participated in vertical team training with Ridgeview Charter School a minimum of 2 days during the year.

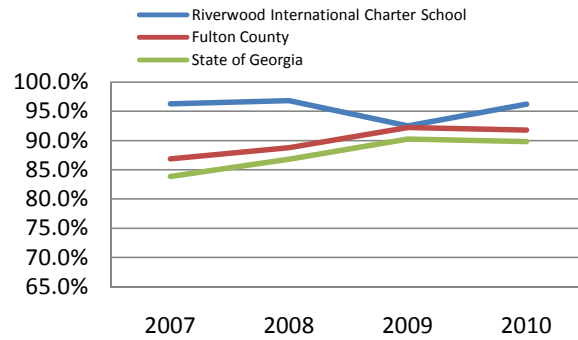
**GHSGT: English Language Arts**  
(Percent Passing)



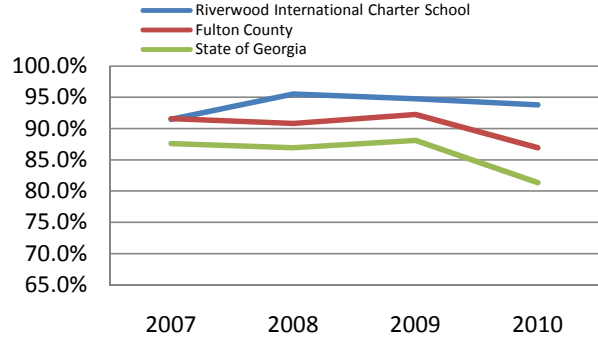
**GHSGT: Mathematics**  
(Percent Passing)



**GHSGT: Science**  
(Percent Passing)



**GHSGT: Social Studies**  
(Percent Passing)



# Sandy Springs Middle School

**Principal:** Kay Walker  
**School Address:** 8750 Colonel Drive, Atlanta, Georgia 30350  
**Phone Number:** 770-552-4970 **Email:** walkerk@fultonschools.org

## Mission Statement:

PRIDE - Producing Responsible Individuals Determined to Excel!

## At a Glance:

District:	Fulton County	Enrollment:	832
Type:	Conversion	Title I:	Yes
Open:	06/11/09	Total Teachers:	69
Converted:	01/06/09	Total Administrators:	16
Grades Served:	6-8	EMO Contract:	No
Waiting List:	No	Lottery:	Yes

## Academic Achievement CRCT:

	School CRCT Math	District CRCT Math	Better Than District? (Y/N)	School CRCT Reading	District CRCT Reading	Better Than District? (Y/N)
Does Not Meet	24.5%	14.9%	No	7.1%	6.1%	No
Meets	51.8%	45.0%	Yes	58.7%	51.7%	Yes
Exceeds Standard	23.7%	40.1%	No	34.2%	42.2%	No
Meets + Exceeds	75.5%	85.1%	No	92.9%	93.9%	No

## Financial Accountability and Facilities Information:

Financial Accountability		Facilities Information	
School Surplus	No	School Owns Facility	No
Reserve Fund	Yes	Plans to Purchase Facility	Does not apply
Total Private Funding	\$0.00	Monthly Facility Cost	Does not apply
Total Debt	\$0.00	Yearly Facility Cost	Our system pays these expenses

## Adequate Yearly Progress (AYP) Information:

Academic Accountability	2010	2009	2008	2007
School Made AYP	Met	Met	Did Not Meet	Met
School is in Needs Improvement	No	No	No	No

For more information on this schools AYP results, please see [www.gadoe.org](http://www.gadoe.org) then go to AYP Report

**Academic Goals:**

In the space below, please enter at least three (3) goals but no more than four (4) that are stated in your charter and report on the progress that your school had made towards meeting each goal. Please provide at least two (2) goals that measure quantifiable student test results. If your school has not met a goal, please offer a brief explanation. Please limit each response to 100 words or less.

**Goal 1:**

Target Goal 1: In the first year of operation, Sandy Springs Charter Middle will have 86% of 6th graders passing the ELA CRCT.  
Actual Performance : Met goal - during the 2009-2010 school year, 89% of 6th graders passed the ELA CRCT.

**Goal 2:**

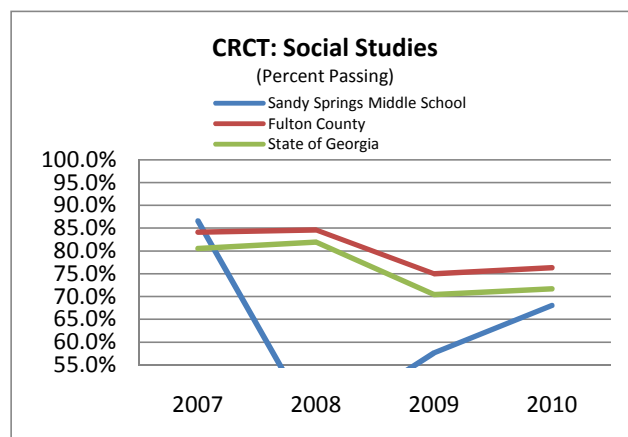
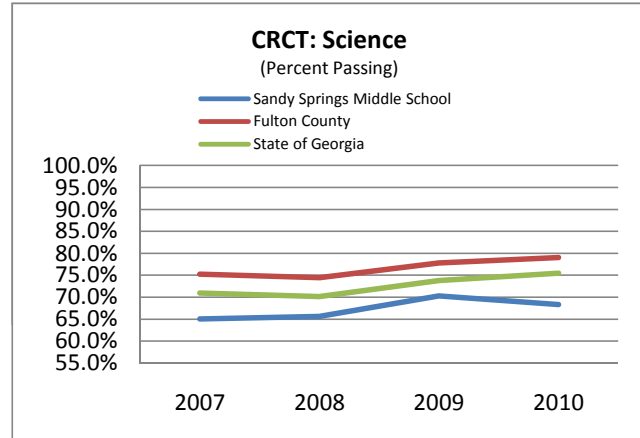
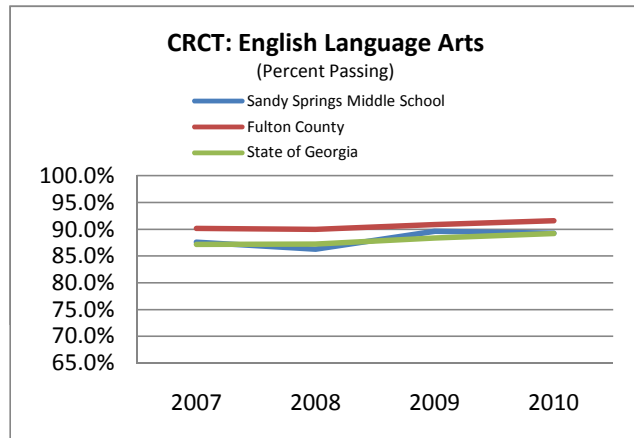
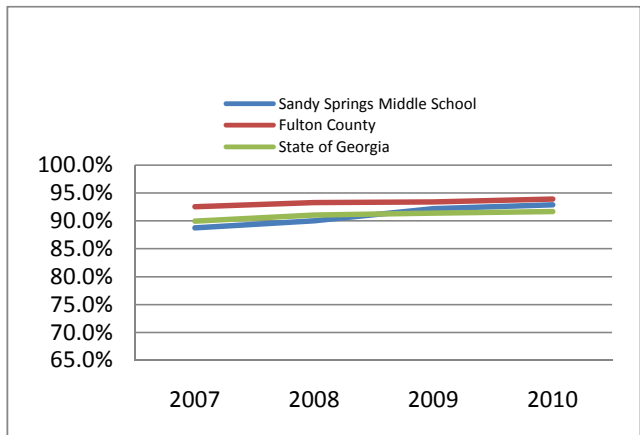
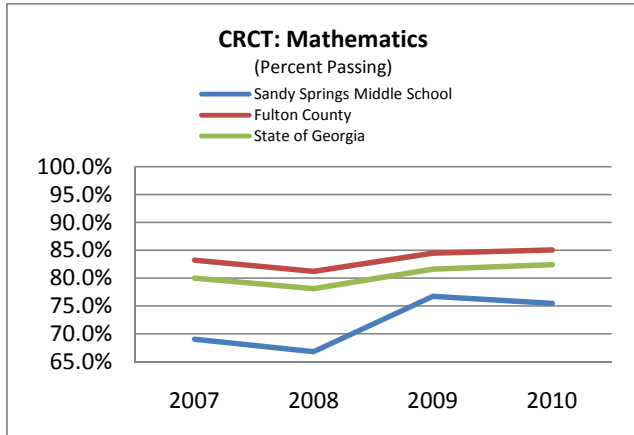
Target Goal 2: In the first year of operation, Sandy Springs Charter Middle will have 78% of 7th graders passing the Math CRCT.  
Actual Performance: Met and exceeded goal - during the 2009-2010 school year, 86% of 7th graders passed the Math CRCT.

**Goal 3:**

Target Goal 3: In the first year of operation, Sandy Springs Charter Middle will have 15% of 8th graders exceeding expectations in Math on the CRCT. Our baseline data from 2008-09 was 9%. Our target for 2009-2010 was 15%; our actual performance was 22% exceeding expectations.

**Goal 4:**

Target Goal 4: In the first year of operation, Sandy Springs Charter Middle will have 50% of Full Academic Year Limited Proficient in English students passing the Math CRCT. Our baseline data from 2008-2009 was 44%. Actual Performance: Met and exceeded goal - during the 2009-2010 school year, 63% of Full Academic Year Limited proficient in English students passed the Math CRCT.



# Sardis Elementary School

**Principal:** Janet Hughes  
**School Address:** 711 Green Street, Gainesville, Georgia 30501  
**Phone Number:** 770-532-0104 **Email:** jan.hughes@hallco.org

## Mission Statement:

It is the mission of Sardis Enrichment School to offer students opportunities to become readers and problem solvers by engaging them in the Renzulli Schoolwide Enrichment Model.

## At a Glance:

District:	Hall County	Enrollment:	617
Type:	Conversion	Title I:	No
Open:	06/11/09	Total Teachers:	42
Converted:	08/10/09	Total Administrators:	3
Grades Served:	K-5	EMO Contract:	No
Waiting List:	No	Lottery:	Yes

## Academic Achievement CRCT:

	School CRCT Math	District CRCT Math	Better Than District? (Y/N)	School CRCT Reading	District CRCT Reading	Better Than District? (Y/N)
Does Not Meet	20.4%	18.4%	No	8.8%	8.7%	No
Meets	54.3%	54.5%	No	62.6%	63.0%	No
Exceeds Standard	25.3%	27.1%	No	28.6%	28.2%	Yes
Meets + Exceeds	79.6%	81.6%	No	91.2%	91.3%	No

## Financial Accountability and Facilities Information:

Financial Accountability		Facilities Information	
School Surplus	No	School Owns Facility	No
Reserve Fund	Yes	Plans to Purchase Facility	Does not apply
Total Private Funding	\$0.00	Monthly Facility Cost	\$0.00
Total Debt	\$0.00	Yearly Facility Cost	Part of Hall County School System

## Adequate Yearly Progress (AYP) Information:

Academic Accountability	2010	2009	2008	2007
School Made AYP	Met	Met	Met	Met
School is in Needs Improvement	No	No	No	No

For more information on this schools AYP results, please see [www.gadoe.org](http://www.gadoe.org) then go to AYP Report

**Academic Goals:**

In the space below, please enter at least three (3) goals but no more than four (4) that are stated in your charter and report on the progress that your school had made towards meeting each goal. Please provide at least two (2) goals that measure quantifiable student test results. If your school has not met a goal, please offer a brief explanation. Please limit each response to 100 words or less.

**Goal 1:**

Target Goal 1: To develop the talent potentials of young people by (a) systematically assessing strengths; (b) providing enrichment opportunities, resources and services to develop the strengths of all students; and (c) using a flexible approach to curriculum differentiation and the use of school time.

Actual Performance: Met Goal.

100% of all students engaged in Type I and Type II enrichment activities during the first year of operation.

100% of all students grades K-5 completed Renzulli Learning Profiles during the first year of operation.

33% of all students participated in daily Type III enrichment activities in the first year of operation.

**Goal 2:**

Target Goal 2: To improve the academic performance of all students in all areas of regular curriculum and to blend into the core curriculum activities that will engage students in meaningful and enjoyable learning. Measure:

Actual Performance: Met Goal.

79% of third grade students read at or above grade level in reading measured by the DRA II.

82% of all students mastered 80% of mathematical concepts measured by Singapore math assessments.

89% of all students in applicable grade levels will score at the "meet" or "exceeded" level on the CRCT in reading.

78% of all students in applicable grade levels will score at the "met" or "exceeded" level on the CRCT in math.

Actual writing performance: This is the onl portion of the goal taht was not met:

64% of all students in the fifth grade scored at or above the state mean score on the state writing assessment. Upon analysis, we believe instruction was not consistent with state scoring.

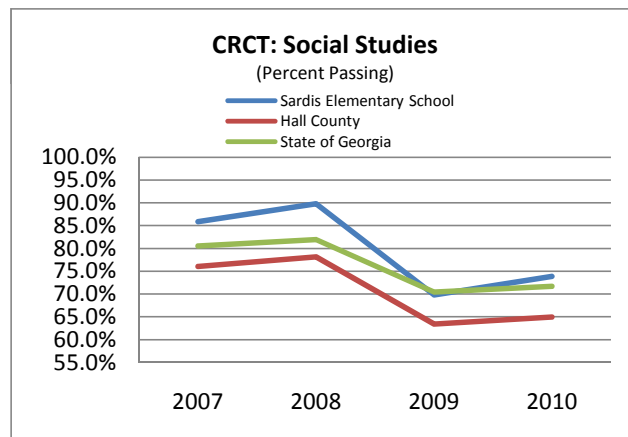
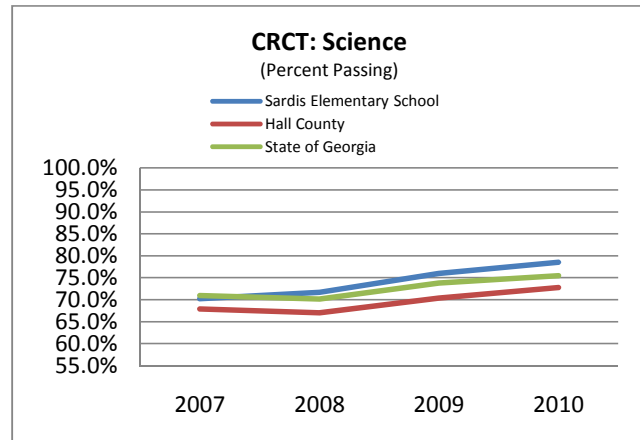
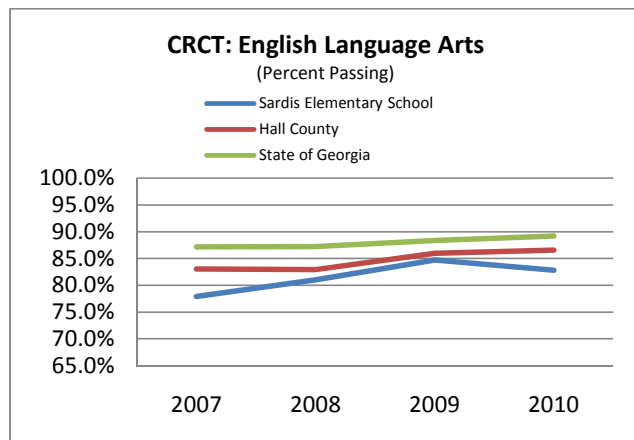
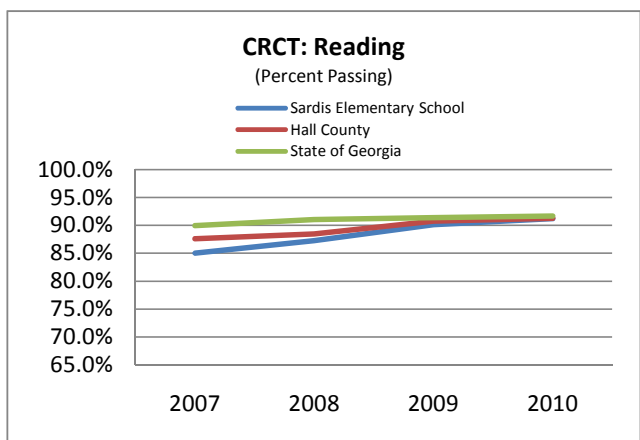
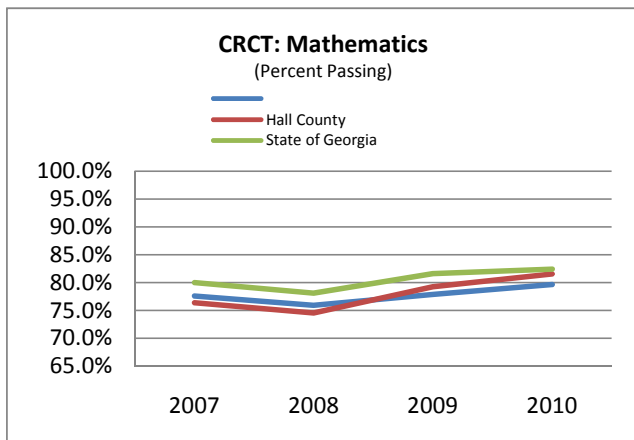
**Goal 3:**

Target Goal 3: To create a learning community that honors ethnic, gender and cultural diversity, mutual respect and caring attitudes toward one another, respect for democratic principles, and preservation of the Earth's resources. Measure:

100% of all staff have been engaged in creating units that integrate ethnic, gender and cultural ideas.

Actual Performance: Met Goal.

100% of all staff continues to expand social studies units. In addition, student portfolio assessments both authentic and digital are being collected as evidence that standards are being met. Standards-based reports cards have been implemented at kindergarten through second grades in 2009-2010. Third grade standards-based report cards are being implemented this year (2010).



# Savannah Gateway to College

**Principal:** Carol Paulk  
**School Address:** 5717 White Bluff Road, Savannah, Georgia 31405  
**Phone Number:** 912-443-5495 **Email:** cpaulk@savannahtech.edu

## Mission Statement:

The fundamental mission of the Savannah Gateway Academy is to recover high school dropouts ages 16-20 and re-channel them into the educational pipeline.

## At a Glance:

District:	Chatham County	Enrollment:	89
Type:	Start-up	Title I:	No
Open:	08/01/09	Total Teachers:	2
Converted:	N/A	Total Administrators:	0
Grades Served:	9-12	EMO Contract:	No
Waiting List:	Yes	Lottery:	Yes

## Academic Achievement GHS GT:

	School GHS GT Math	District GHS GT Math	Better Than District? (Y/N)	School GHS GT ELA	District GHS GT ELA	Better Than District? (Y/N)
Does Not Meet	16.7%	9.9%	No	33.3%	13.5%	No
Meets	66.7%	55.7%	Yes	50.0%	40.0%	Yes
Exceeds Standard	16.7%	34.4%	No	16.7%	46.5%	No
Meets + Exceeds	83.3%	90.1%	No	66.7%	86.5%	No

## Financial Accountability and Facilities Information:

Financial Accountability		Facilities Information	
School Surplus	No	School Owns Facility	Yes
Reserve Fund	No	Plans to Purchase Facility	Does not apply
Total Private Funding	\$0.00	Monthly Facility Cost	n/a
Total Debt	\$0.00	Yearly Facility Cost	\$1,066,091.32 for Savannah Technical College Campus

## Adequate Yearly Progress (AYP) Information:

Academic Accountability	2010	2009	2008	2007
School Made AYP	N/A	N/A	N/A	N/A
Schools in in Needs Improvement	N/A	N/A	N/A	N/A

For more information on this schools AYP results, please see [www.gadoe.org](http://www.gadoe.org) then go to AYP Report

**Academic Goals:**

In the space below, please enter at least three (3) goals but no more than four (4) that are stated in your charter and report on the progress that your school had made towards meeting each goal. Please provide at least two (2) goals that measure quantifiable student test results. If your school has not met a goal, please offer a brief explanation. Please limit each response to 100 words or less.

**Goal 1:**

87.7% of students in each subgroup reach proficiency on the enhanced GHSGT in English/Language Arts.

Actual Performance: Did Not Meet Goal. 50% (4 out of 8 students) reached proficiency on the enhanced GHSGT in English/Language Arts. \*Note: This number is reflected of first-time test takers and repeaters. We will continue our preparation and remediation efforts until we have exceeded our stated goal. We are aggressively remediating the emerging deficiencies that exist within our new students.

**Goal 2:**

74.9% of students in each subgroup reach proficiency in Math on GHSGT.

Actual Performance: Did Not Meet Goal. 57.1% (4 out of 7 students) reached proficiency in Math on GHSGT. \*Note: This number is reflected of first-time test takers and repeaters. We will continue our preparation and remediation efforts until we have exceeded our stated goal.

**Goal 3:**

95% participation in the GHSGT.

Actual Performance: Met Goal. 100% (1 out of 1 student) participated in the GHSGT.  
\*Note: This number is reflected of first-time test takers only

**Goal 4:**

N/A

# Sawyer Road Elementary

**Principal:** Jill Sims  
**School Address:** 840 Sawyer Rd, Marietta, Georgia 30062  
**Phone Number:** 770-429-9923 **Email:** jsims@mariettacity.k12.ga.us

## Mission Statement:

The Sawyer Road Elementary learning community will work together to maximize student achievement through a comprehensive, rigorous curriculum using an inquiry approach; and will include differentiated, real-world learning experiences and assessments which develop the whole child. We will encourage all students to become caring citizens motivated towards action with a global perspective.

## At a Glance:

District:	Marietta City	Enrollment:	568
Type:	Conversion	Title I:	Yes
Open:	08/01/07	Total Teachers:	44
Converted:	07/01/07	Total Administrators:	2
Grades Served:	K-5	EMO Contract:	No
Waiting List:	No	Lottery:	No

## Academic Achievement CRCT:

	School CRCT Math	District CRCT Math	Better Than District? (Y/N)	School CRCT Reading	District CRCT Reading	Better Than District? (Y/N)
Does Not Meet	11.3%	15.6%	Yes	6.0%	7.8%	Yes
Meets	55.6%	55.5%	Yes	65.0%	61.0%	Yes
Exceeds Standard	33.1%	28.9%	Yes	29.0%	31.2%	No
Meets + Exceeds	88.7%	84.4%	Yes	94.0%	92.2%	Yes

## Financial Accountability and Facilities Information:

Financial Accountability		Facilities Information	
School Surplus	No	School Owns Facility	No
Reserve Fund	Yes	Plans to Purchase Facility	Does not apply
Total Private Funding	\$0.00	Monthly Facility Cost	na
Total Debt	\$0.00	Yearly Facility Cost	School District manages all utilities and maintenance

## Adequate Yearly Progress (AYP) Information:

Academic Accountability	2010	2009	2008	2007
School Made AYP	Met	Met	Met	Met
School is in Needs Improvement	No	No	No	No

For more information on this schools AYP results, please see [www.gadoe.org](http://www.gadoe.org) then go to AYP Report

**Academic Goals:**

In the space below, please enter at least three (3) goals but no more than four (4) that are stated in your charter and report on the progress that your school had made towards meeting each goal. Please provide at least two (2) goals that measure quantifiable student test results. If your school has not met a goal, please offer a brief explanation. Please limit each response to 100 words or less.

**Goal 1:**

Target Goal 1: •80% of students in grades one through five will score at “meet expectations” or higher on the Georgia CRCT in Reading.

Actual Performance: 93% of all students that were administered the CRCT in Reading Met or Exceeded.

**Goal 2:**

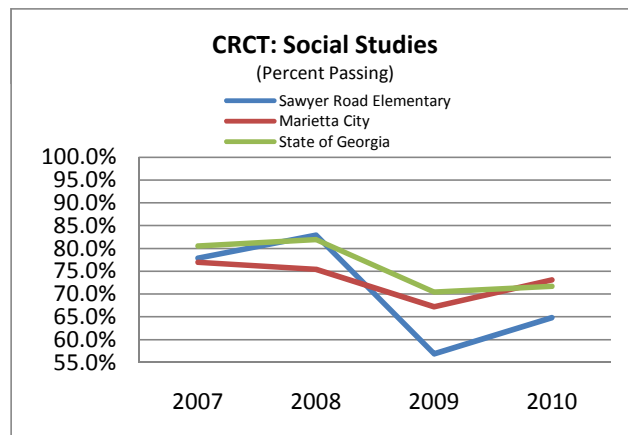
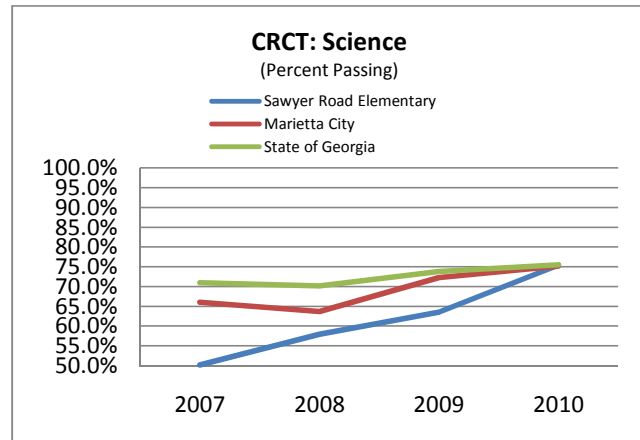
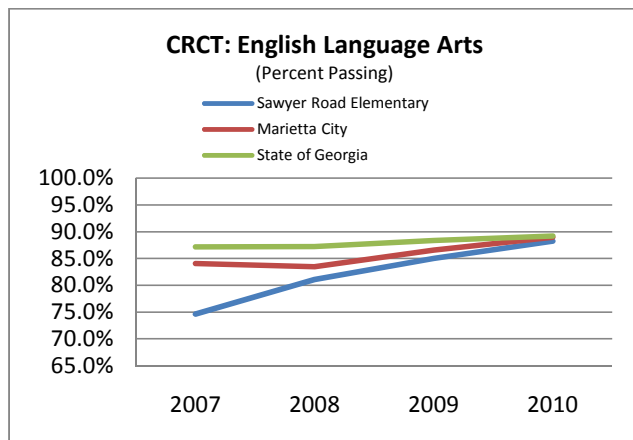
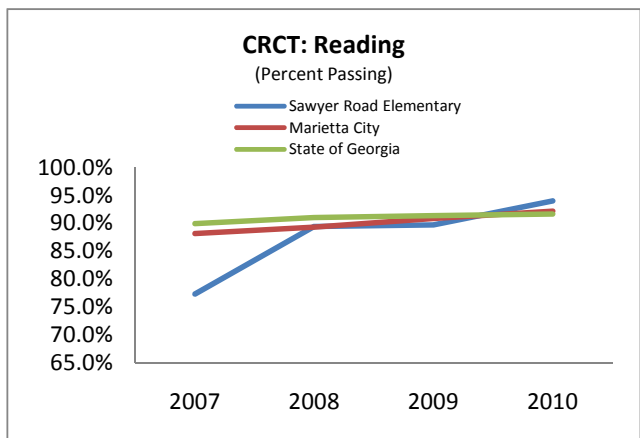
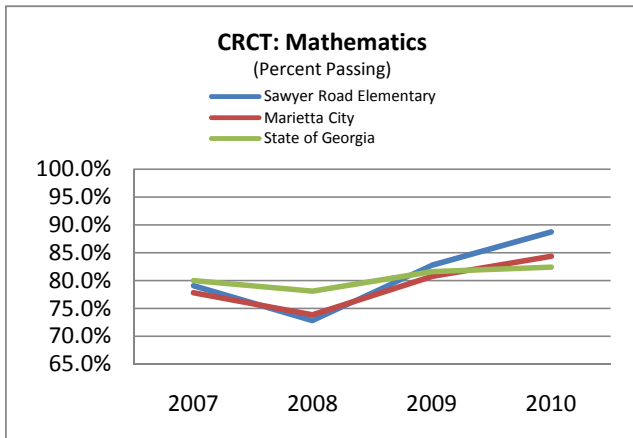
Target Goal 2: •80% of the students in grade five will score in level 4 or above on the Georgia CBA Writing Assessment.

Actual Performance: 72% of the students Met the Standard on the Georgia Grade 5 Writing Assessment, (new scoring system from time when goal was set.)

**Goal 3:**

Target Goal 3: •80% of students in grades one through five will score at “meet expectations” or higher on the Georgia CRCT in reading.

Actual Performance: 88% of all students that were administered the CRCT in Math Met or Exceeded.



# Scholars Academy School

**Principal:** Elsa Celestine  
**School Address:** 6449 Church Street, Riverdale, Georgia 30274  
**Phone Number:** 770-756-9710 **Email:** erc.celestine@scholarsacademy.us

## Mission Statement:

The mission of Scholars Academy is to provide a creative, hands-on learning environment that stimulates academic achievement, ownership of learning and community involvement in the development of global learners.

## At a Glance:

District:	Scholars Academy	Enrollment:	128
Type:	State Charter School	Title I:	Yes
Open:	08/01/08	Total Teachers:	4
Converted:	08/02/08	Total Administrators:	1
Grades Served:	K-5	EMO Contract:	No
Waiting List:	Yes	Lottery:	No

## Academic Achievement CRCT:

	School CRCT Math	District CRCT Math	Better Than District? (Y/N)	School CRCT Reading	District CRCT Reading	Better Than District? (Y/N)
Does Not Meet	42.6%	42.6%	Equal	21.3%	21.3%	Equal
Meets	48.9%	48.9%	Equal	56.4%	56.4%	Equal
Exceeds Standard	8.5%	8.5%	Equal	22.3%	22.3%	Equal
Meets + Exceeds	57.4%	57.4%	Equal	78.7%	78.7%	Equal

## Financial Accountability and Facilities Information:

Financial Accountability		Facilities Information	
School Surplus	No	School Owns Facility	Yes
Reserve Fund	No	Plans to Purchase Facility	Does Not Apply
Total Private Funding	\$30,905.88	Monthly Facility Cost	\$8,500.00
Total Debt	\$0.00	Yearly Facility Cost	\$0.00

## Adequate Yearly Progress (AYP) Information:

Academic Accountability	2010	2009	2008	2007
School Made AYP	Met	Did Not Meet	N/A	N/A
School is in Needs Improvement	No	No	N/A	N/A

For more information on this schools AYP results, please see [www.gadoe.org](http://www.gadoe.org) then go to AYP Report

**Academic Goals:**

In the space below, please enter at least three (3) goals but no more than four (4) that are stated in your charter and report on the progress that your school had made towards meeting each goal. Please provide at least two (2) goals that measure quantifiable student test results. If your school has not met a goal, please offer a brief explanation. Please limit each response to 100 words or less.

**Goal 1:**

Demonstrate a high level of academic achievement

Actual Performance: SA will develop and improve curriculum and instruction through the ELOB school design and implement at least one interdisciplinary area per grade which will be measured by project-based activities, student portfolio, teacher and alternative assessments, annual presentations and ELOB school evaluations. During 2009-2010, SA implemented a full scale ELOB curriculum which is 80% complete.

**Goal 2:**

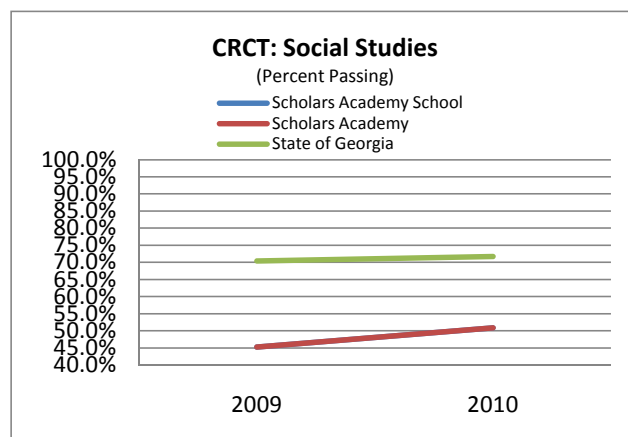
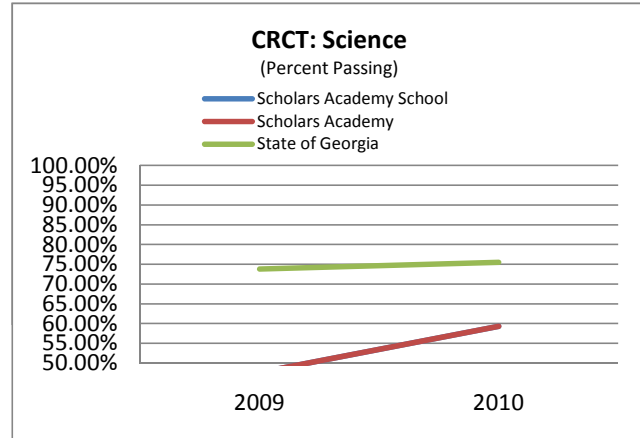
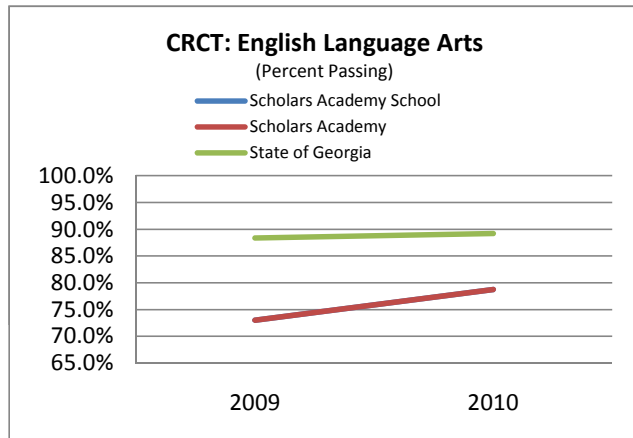
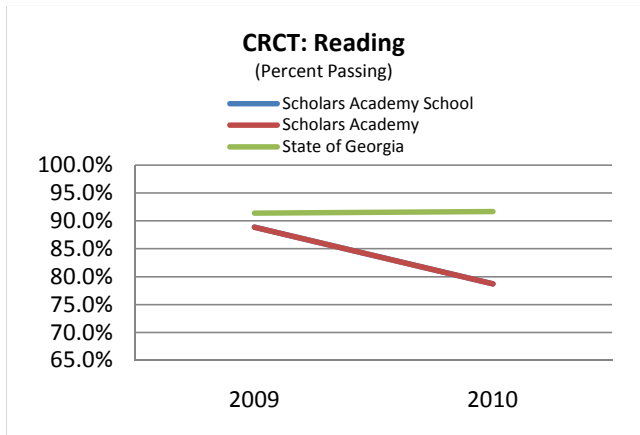
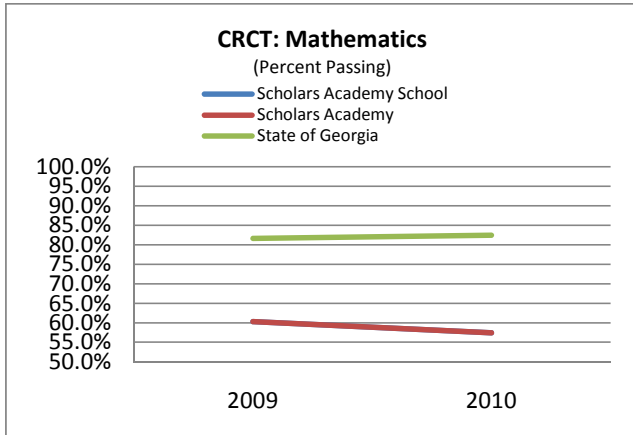
In 2008-2009, 70 % of SA's students will participate in science presentations and the county's science fair and 80 % in 2008-2009, then 90% in 2010-2011.

Actual Performance: During 2009-2010, SA achieved 100% participate for the 4th and 5th grade level students and were the winner in 4 out of 5 categories.

**Goal 3:**

Create an active, engaging student's educational environment for parents/guardians Objective: In 2008-2009, 70 % of SA's parents whose child(ran) will participate in decisions regarding their child(ran)'s education as documented by attendance a parent training, volunteering, meetings or conferences and extra-curricular activities and 75% in 2009-2010, then 80% in 2010-2011.

Actual Performance: During 2009-2010, SA's parents participation increase to 86% with over 2,785 hour of volunteer time.



# Sedalia Park Elementary School

**Principal:** Dr. Patty Thomas  
**School Address:** 2230 Lower Roswell Rd, Marietta, Georgia 30068  
**Phone Number:** 770-509-5162 **Email:** patriciathomas@cobbk12.org

## Mission Statement:

All students will achieve and succeed. We celebrate learning.

## At a Glance:

District:	Cobb County	Enrollment:	782
Type:	Conversion	Title I:	Yes
Open:	08/01/96	Total Teachers:	72
Converted:	10/01/96	Total Administrators:	1
Grades Served:	SNPK -5	EMO Contract:	No
Waiting List:	No	Lottery:	No

## Academic Achievement CRCT:

	School CRCT Math	District CRCT Math	Better Than District? (Y/N)	School CRCT Reading	District CRCT Reading	Better Than District? (Y/N)
Does Not Meet	13.0%	13.3%	Yes	5.1%	5.5%	Yes
Meets	47.8%	46.8%	Yes	57.2%	53.3%	Yes
Exceeds Standard	39.2%	40.0%	No	37.7%	41.2%	No
Meets + Exceeds	87.0%	86.7%	Yes	94.9%	94.5%	Yes

## Financial Accountability and Facilities Information:

Financial Accountability		Facilities Information	
School Surplus	Yes	School Owns Facility	No
Reserve Fund	Yes	Plans to Purchase Facility	Does not apply
Total Private Funding	\$0.00	Monthly Facility Cost	n/a
Total Debt	none	Yearly Facility Cost	n/a

## Adequate Yearly Progress (AYP) Information:

Academic Accountability	2010	2009	2008	2007
School Made AYP	Met	Met	Met	Met
School is in Needs Improvement	No	No	No	No

For more information on this schools AYP results, please see [www.gadoe.org](http://www.gadoe.org) then go to AYP Report

**Academic Goals:**

In the space below, please enter at least three (3) goals but no more than four (4) that are stated in your charter and report on the progress that your school had made towards meeting each goal. Please provide at least two (2) goals that measure quantifiable student test results. If your school has not met a goal, please offer a brief explanation. Please limit each response to 100 words or less.

**Goal 1:**

Target Goal: Ninety percent of all students will meet state standards in reading as measured on CRCT.

Actual Performance: 94% of all students met standards on reading CRCT with 37% exceeding on reading CRCT.

**Goal 2:**

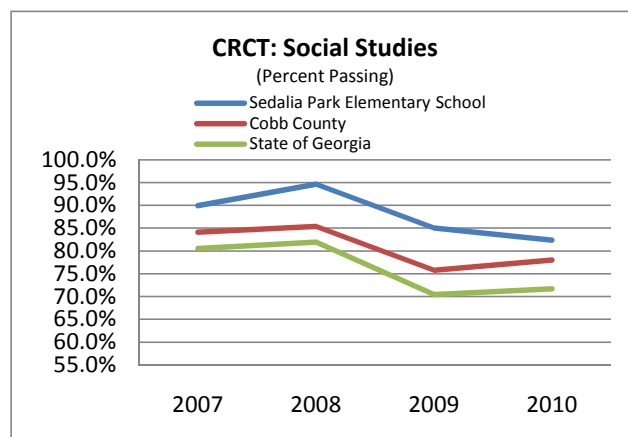
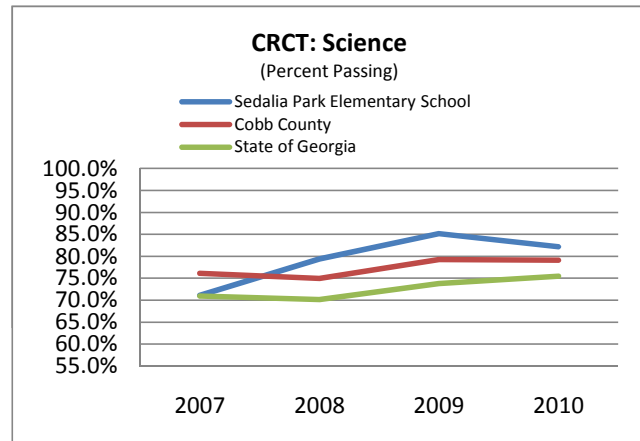
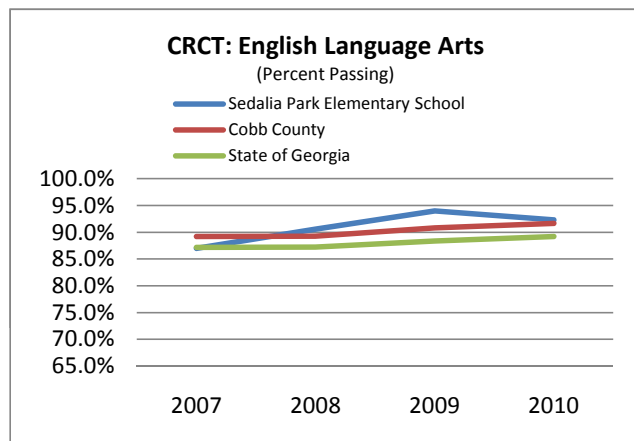
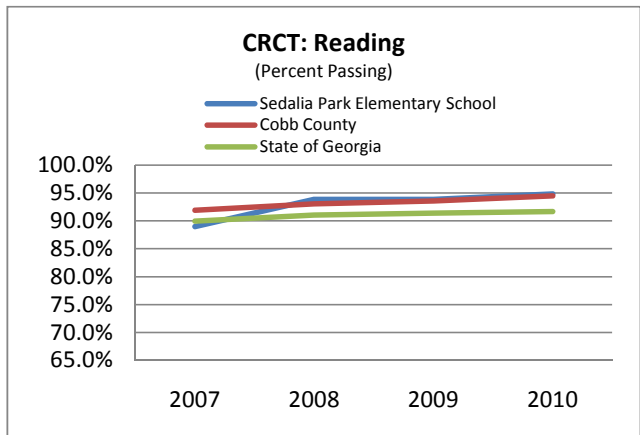
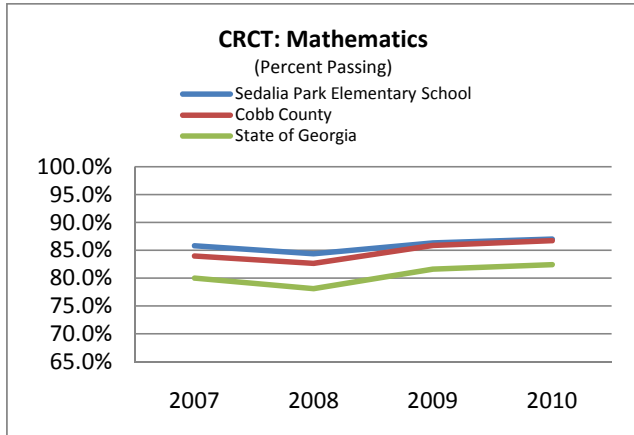
Target Goal: Ninety percent of all students will meet state standards in math as measured on CRCT.

Actual Performance: 87% percent of students met this goal with 39% exceeding in math on CRCT. While goal was not met there has been an increase each year for the past 3 years in this area. Students with disabilities saw a large gain this past year with 69 percent of that subgroup meeting standards compared to 27 percent the previous year.

**Goal 3:**

Target Goal: Ninety percent of our students will meet standards in the area of English Language Arts.

Actual Results: This goal was met with 92 percent of all students meeting state standards on the ELA CRCT and 34 percent of the students exceeding state standards in this area.



# Smoke Rise Elementary School

**Principal:** Aaron Moore  
**School Address:** 1991 Silver Hill Road, Stone Mountain, Georgia 30087  
**Phone Number:** 678-874-3602 **Email:** aaron\_w\_moore@fc.dekalb.k12.ga.us

## Mission Statement:

Smoke Rise Elementary (SRE) Charter School will actively encourage the development of a "personal best" for all students by providing a school environment that will enable them to meet the challenges of living and working in an increasingly complex society.

## At a Glance:

District:	DeKalb County	Enrollment:	470
Type:	Conversion	Title I:	No
Open:	06/11/09	Total Teachers:	34
Converted:	08/10/09	Total Administrators:	2
Grades Served:	PK - 5	EMO Contract:	No
Waiting List:	Yes	Lottery:	Yes

## Academic Achievement CRCT:

	School CRCT Math	District CRCT Math	Better Than District? (Y/N)	School CRCT Reading	District CRCT Reading	Better Than District? (Y/N)
Does Not Meet	15.3%	27.9%	Yes	6.7%	13.0%	Yes
Meets	47.4%	50.3%	No	54.1%	60.5%	No
Exceeds Standard	37.2%	21.8%	Yes	39.2%	26.4%	Yes
Meets + Exceeds	84.7%	72.1%	Yes	93.3%	87.0%	Yes

## Financial Accountability and Facilities Information:

Financial Accountability		Facilities Information	
School Surplus	No	School Owns Facility	Yes
Reserve Fund	No	Plans to Purchase Facility	Does not apply
Total Private Funding	\$0.00	Monthly Facility Cost	na
Total Debt	\$0.00	Yearly Facility Cost	na

## Adequate Yearly Progress (AYP) Information:

Academic Accountability	2010	2009	2008	2007
School Made AYP	Met	Met	Met	Met
School is in Needs Improvement	No	No	No	No

For more information on this schools AYP results, please see [www.gadoe.org](http://www.gadoe.org) then go to AYP Report

**Academic Goals:**

In the space below, please enter at least three (3) goals but no more than four (4) that are stated in your charter and report on the progress that your school had made towards meeting each goal. Please provide at least two (2) goals that measure quantifiable student test results. If your school has not met a goal, please offer a brief explanation. Please limit each response to 100 words or less.

**Goal 1:**

Goal 1: Students will achieve an increased understanding of math as a result of real-world thematic teaching and flexible scheduling. Each year, the percentage of students scoring in level 2 and level 3 for Math on the CRCT will increase by a sufficient rate so that before the 5-year renewal, scores will have increased to 100% proficiency. The base line proficiency for this goal is 79.86%.

Actual Performance: The results of the 2010 spring administration of the CRCT were 84% for all students.

**Goal 2:**

Goal 2: Students will achieve an increased understanding of science as a result of real-world thematic teaching and flexible scheduling. The percentage of students scoring in level 2 and 3 for science on the CRCT will increase by 5% in each year of the Charter term. The base line proficiency for this goal is 84%.

Actual Performance: The results of the 2010 spring administration of the CRCT was 88% for all students.

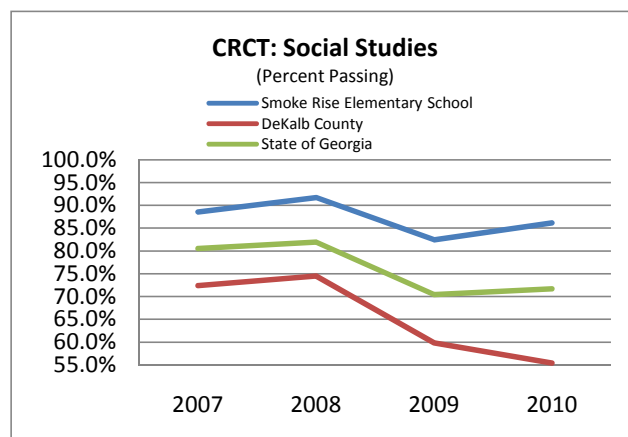
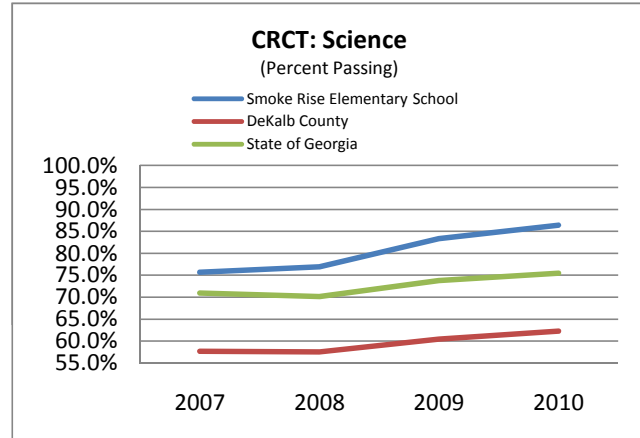
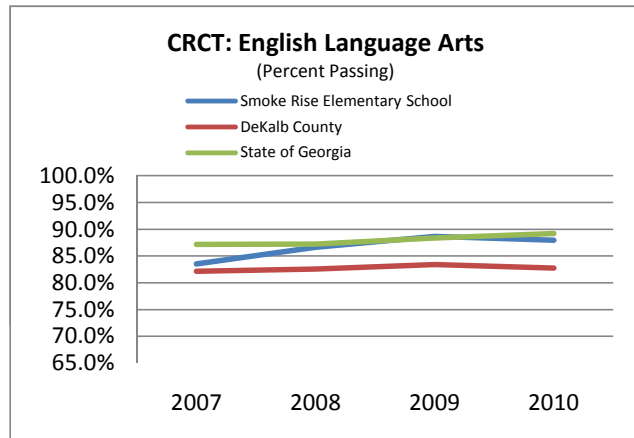
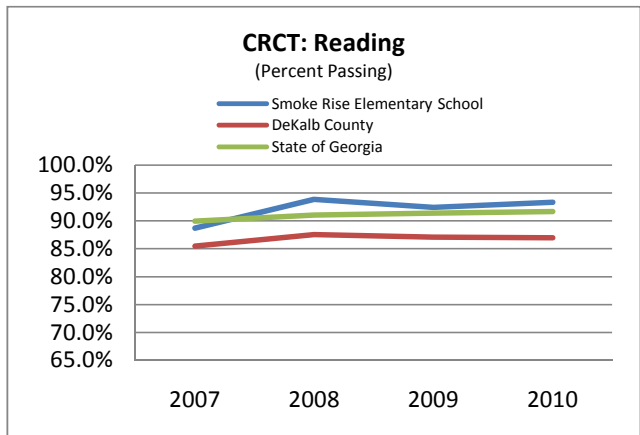
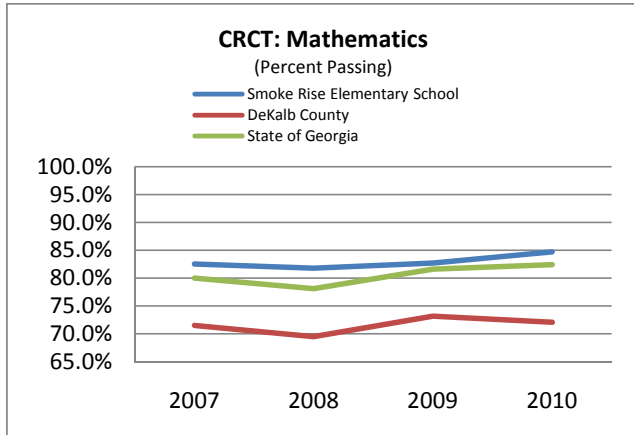
**Goal 3:**

Goal 3: Students will achieve an increased understanding of English Language Arts and Reading as a result of real world thematic teaching and flexible scheduling.

Each year, the percentage of students scoring in level 2 and level 3 for English Language Arts on the CRCT increase by a Sufficient rate so that before the 5 year renewal, scores will have increased to 100% proficiency. The baseline proficiency for this goal is 88%.

Actual performance: The results of the 2010 spring administration of the CRCT were 88% for all students. There was no increase in student proficiency. The percentage of students scoring in level 2 and level 3 for reading on the CRCT will increase by a sufficient rate so that before the 5-year renewal, scores will have increased to 100% proficiency. The baseline proficiency level is 92%.

Actual performance: The results of the 2010 spring administration of the CRCT were 93% for all students.



## Spalding Drive Elementary

**Principal:** Christine Young  
**School Address:** 130 W Spalding Dr NE, Atlanta, Georgia 30328  
**Phone Number:** 770-756-9710 **Email:** N/A

### Mission Statement:

Spalding Drive Charter is committed to providing an excellent education with the belief that all students will learn, achieve, and succeed. Provide the best! Expect the best!

### At a Glance:

District:	Fulton County	Enrollment:	427
Type:	Conversion	Title I:	Yes
Open:	08/11/04	Total Teachers:	35
Converted:	04/08/03	Total Administrators:	11
Grades Served:	PK-5	EMO Contract:	No
Waiting List:	No	Lottery:	No

### Academic Achievement CRCT:

	School CRCT Math	District CRCT Math	Better Than District? (Y/N)	School CRCT Reading	District CRCT Reading	Better Than District? (Y/N)
Does Not Meet	12.8%	14.9%	Yes	7.5%	6.1%	No
Meets	39.4%	45.0%	No	45.8%	51.7%	No
Exceeds Standard	47.8%	40.1%	Yes	46.8%	42.2%	Yes
Meets + Exceeds	87.2%	85.1%	Yes	92.5%	93.9%	No

### Financial Accountability and Facilities Information:

Financial Accountability		Facilities Information	
School Surplus	Yes	School Owns Facility	No
Reserve Fund	No	Plans to Purchase Facility	Does not apply
Total Private Funding	\$0.00	Monthly Facility Cost	NA
Total Debt	\$0.00	Yearly Facility Cost	FCBOE pays utilities and major maintenance costs.

### Adequate Yearly Progress (AYP) Information:

Academic Accountability	2010	2009	2008	2007
School Made AYP	Met	Met	Met	Met
School is in Needs Improvement	No	No	No	No

For more information on this schools AYP results, please see [www.gadoe.org](http://www.gadoe.org) then go to AYP Report

**Academic Goals:**

In the space below, please enter at least three (3) goals but no more than four (4) that are stated in your charter and report on the progress that your school had made towards meeting each goal. Please provide at least two (2) goals that measure quantifiable student test results. If your school has not met a goal, please offer a brief explanation. Please limit each response to 100 words or less.

**Goal 1:**

Target Goal: Increase the percentage of FAY 3rd-5th grade students meeting/exceeding standards on the mathematics component of the CRCT (2009-2010 Target - 81%)

Actual Performance: Exceeded Goal. in 08-09 85% of the FAY 3rd-5th grade students scored at the meets/exceeds level in mathematics. This past spring (09-10), 88% of the FAY 3rd-5th grade students scored at the meets/exceeds level in mathematics demonstrating a 3% point gain. In analyzing the data, a 17% increase was seen in the percentage of students scoring at the exceeds level from 08-09 to 09-10.

**Goal 2:**

Target Goal: Increase the percentage of FAY 3rd-5th grade students meeting or exceeding standards on the science component of the CRCT. (2009-2010 Target - 80%).

Actual Performance: Exceeded Goal. In 09-10 84% of the FAY 3rd-5th grade students scored at the meets/exceeds level in science. This was a 3% increase over the previous year. A 21% increase was denoted in the percentage of FAY 3rd-5th grade students scoring at the exceeds level (08-09: 32%; 09-10: 53%).

**Goal 3:**

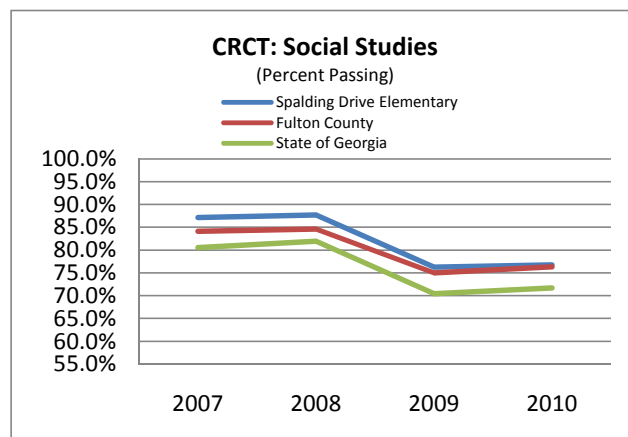
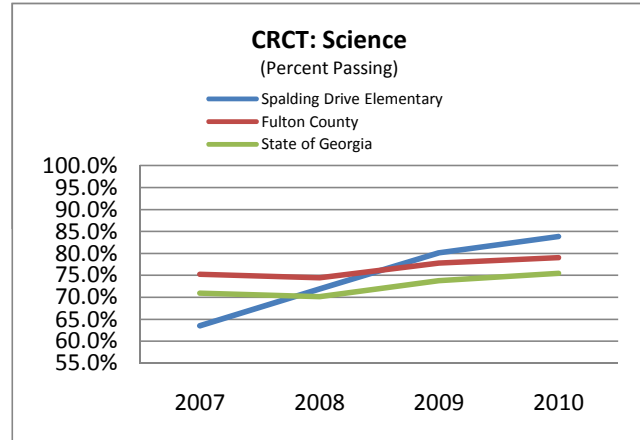
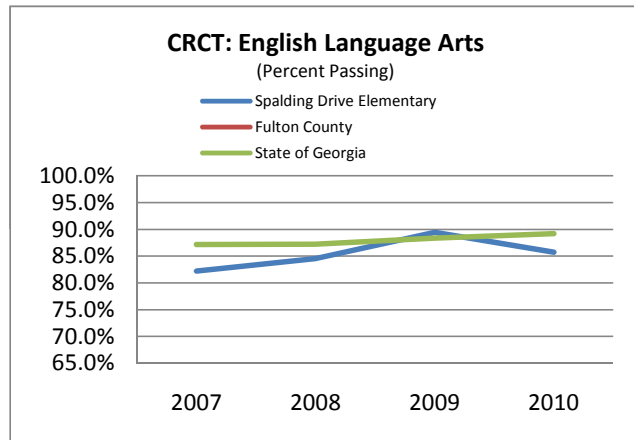
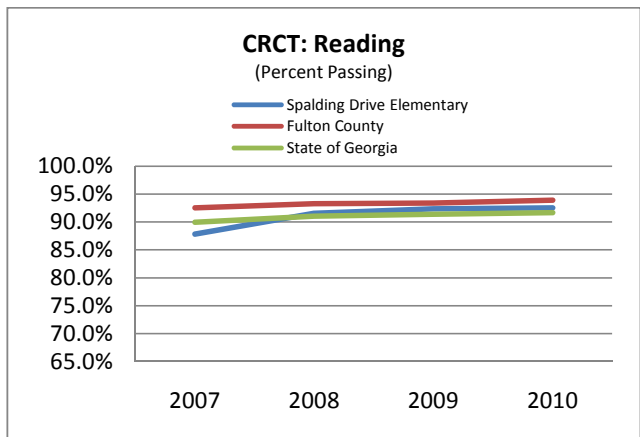
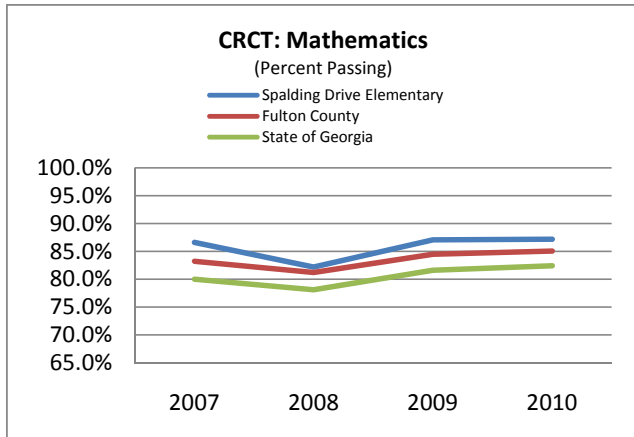
Target Goal: Increase the percentage of fifth grade students scoring at the exceeds level on the Georgia Writing Assessment (2009-2010 Target: 16%).

Actual Performance: Exceeded Target. In 2009-2010, the fifth grade students showed an 11 point mean scale score average increase over the previous year. Seventeen percent (17%) of the fifth graders scored at the exceeds level on their Georgia Writing Assessment writing sample. This was a 14% increase over the 2008-2009 year.

**Goal 4:**

Target Goal: Increase the percentage of ELL students increasing one or more performance bands on the ACCESS test (2009-2010 Target: 70%).

Actual Performance: Met goal. In 2009-2010, Spalding Drive had 26 students taking the ACCESS test who had taken the test the previous year (2008-2009). Seventy percent (70%) of those 26 students increased one or more performance bands over the previous year.



# TEACH Charter High School

**Principal:** Avni Cokavci  
**School Address:** 4100 Old Milton Pkwy, Alpharetta, Georgia 30005  
**Phone Number:** 770-475-7824 x 2024 **Email:** akorucu@fultonteach.org

## Mission Statement:

Fulton Science Academy High School's mission is to provide technology enriched high school curriculum in a small learning community.

## At a Glance:

District:	Fulton County	Enrollment:	253
Type:	Start-up	Title I:	No
Open:	08/14/06	Total Teachers:	5
Converted:	N/A	Total Administrators:	2
Grades Served:	9-12	EMO Contract:	No
Waiting List:	No	Lottery:	No

## Academic Achievement GHS GT:

	School GHS GT Math	District GHS GT Math	Better Than District? (Y/N)	School GHS GT ELA	District GHS GT ELA	Better Than District? (Y/N)
Does Not Meet	4.1%	14.9%	Yes	10.2%	6.1%	No
Meets	24.5%	45.0%	No	18.4%	51.7%	No
Exceeds Standard	71.4%	40.1%	Yes	71.4%	42.2%	Yes
Meets + Exceeds	95.9%	85.1%	Yes	89.8%	93.9%	No

## Financial Accountability and Facilities Information:

Financial Accountability		Facilities Information	
School Surplus	Yes	School Owns Facility	No
Reserve Fund	Yes	Plans to Purchase Facility	No
Total Private Funding	\$429,070.00	Monthly Facility Cost	\$38,510.00
Total Debt	\$0.00	Yearly Facility Cost	\$424,422.00

## Adequate Yearly Progress (AYP) Information:

Academic Accountability	2010	2009	2008	2007
School Made AYP	Met	Met	Met	Did Not Meet
School is in Needs Improvement	No	No	No	No

For more information on this schools AYP results, please see [www.gadoe.org](http://www.gadoe.org) then go to AYP Report

**Academic Goals:**

In the space below, please enter at least three (3) goals but no more than four (4) that are stated in your charter and report on the progress that your school had made towards meeting each goal. Please provide at least two (2) goals that measure quantifiable student test results. If your school has not met a goal, please offer a brief explanation. Please limit each response to 100 words or less.

**Goal 1:**

Goal 1: Average scores of TEACH students who are administered an End Of Course Test (EOCT) will be statistically significantly higher than that of FCSS average in the same course in every year the course administered.

Actual Performance: Met Goal. During the school year 2009-10, the passing percentage of TEACH students in American Lit & Comp EOCT is 98% where the passing percentage of FCSS students is 91% in the same EOCT test.

**Goal 2:**

Goal 2: Average scores of TEACH students who are administered Georgia High School Graduation Test (GHSGT) will be statistically significantly higher than that of FCS average in the specific area such as writing, science, etc. in every year tests are administered.

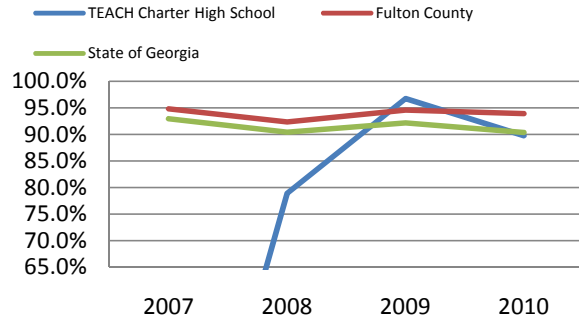
Actual Performance: Met Goal. During the school year 2009-10, the passing percentage of TEACH students in GHSGT Math is 93.3% where the passing percentage of FCSS students is 83.7% in the same test.

**Goal 3:**

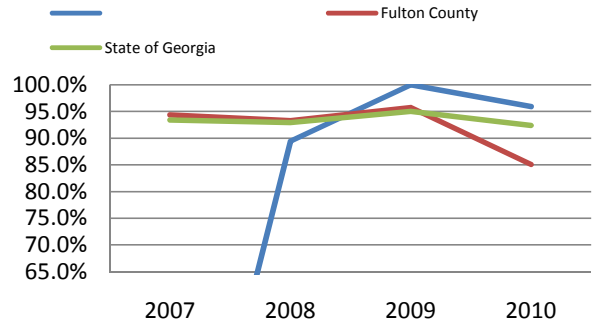
Goal 3: Average of scores of TEACH students who take college admission tests will be statistically significantly higher than that of FCS average beginning third year of the operation.

Actual Performance: Met Goal. During the school year 2009-10, the average composite scores of TEACH students in ACT is 21.8 where the average composite scores of FCSS students is 20.7 in the same test.

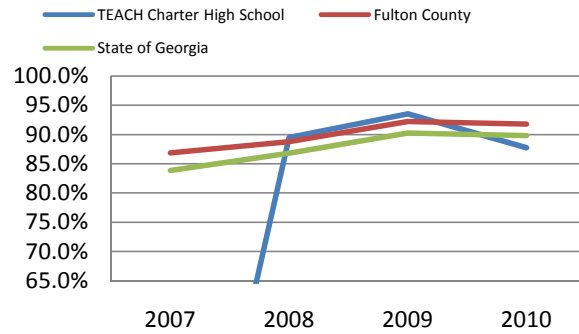
### GHSgt: English Language Arts (Percent Passing)



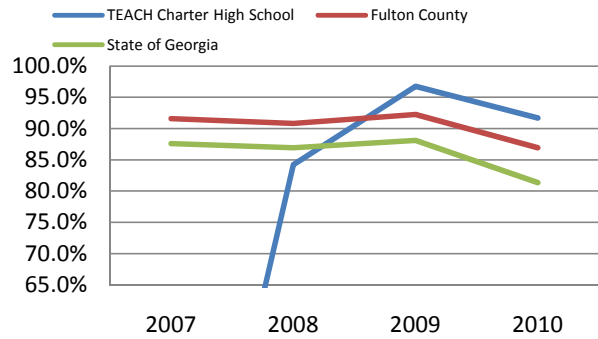
### GHSgt: Mathematics (Percent Passing)



### GHSgt: Science (Percent Passing)



### GHSgt: Social Studies (Percent Passing)



# Tech High School

Principal: Elisa A. Falco  
 School Address: 1043 Memorial Dr SE, Atlanta, Georgia 30316  
 Phone Number: 678-904-5091 Email: N/A

## Mission Statement:

The mission of the Charter School is to integrate high academic standards and technical training in order to improve student achievement and prepare students for success in higher education and the workforce.

## At a Glance:

District:	Atlanta Public Schools	Enrollment:	238
Type:	Start-up	Title I:	Yes
Open:	08/16/04	Total Teachers:	17
Converted:	N/A	Total Administrators:	2
Grades Served:	9-12	EMO Contract:	No
Waiting List:	No	Lottery:	No

## Academic Achievement GHS GT:

	School GHS GT Math	District GHS GT Math	Better Than District? (Y/N)	School GHS GT ELA	District GHS GT ELA	Better Than District? (Y/N)
Does Not Meet	8.3%	27.9%	Yes	17.4%	13.2%	No
Meets	62.5%	50.1%	Yes	43.5%	61.6%	No
Exceeds Standard	29.2%	22.0%	Yes	39.1%	25.3%	Yes
Meets + Exceeds	91.7%	72.1%	Yes	82.6%	86.8%	No

## Financial Accountability and Facilities Information:

Financial Accountability		Facilities Information	
School Surplus	No	School Owns Facility	No
Reserve Fund	No	Plans to Purchase Facility	No
Total Private Funding	\$105, 680	Monthly Facility Cost	\$ provides the building free of r
Total Debt	\$0.00	Yearly Facility Cost	\$306, 766

## Adequate Yearly Progress (AYP) Information:

Academic Accountability	2010	2009	2008	2007
School Made AYP	Met	Did Not Meet	Met	Met
School is in Needs Improvement	No	No	No	No

For more information on this schools AYP results, please see [www.gadoe.org](http://www.gadoe.org) then go to AYP Report

**Academic Goals:**

In the space below, please enter at least three (3) goals but no more than four (4) that are stated in your charter and report on the progress that your school had made towards meeting each goal. Please provide at least two (2) goals that measure quantifiable student test results. If your school has not met a goal, please offer a brief explanation. Please limit each response to 100 words or less.

**Goal 1:**

Goal 1: During 2009-2010, our students will pass the Georgia High School Graduation Writing Test (GHSWT) at a rate higher than state (89%).

Met goal. During 2009-2010, 34 of 35 students (97.1%) passed the GHSWT.

**Goal 2:**

Goal 2: During 2009-2010, we will improve student achievement in the areas of Language Arts (98%), Math (90%), Science (80%), and Social Studies (82%) on the Georgia High School Graduation Tests.

Met goal. 2009-2010 GHSGT results: Math (91%) and Science (82%)

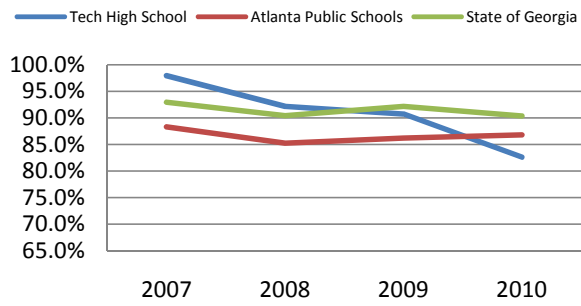
Did not meet goal. 2009-2010 GHSGT results: Language Arts (86%) and Social Studies (75%)

**Goal 3:**

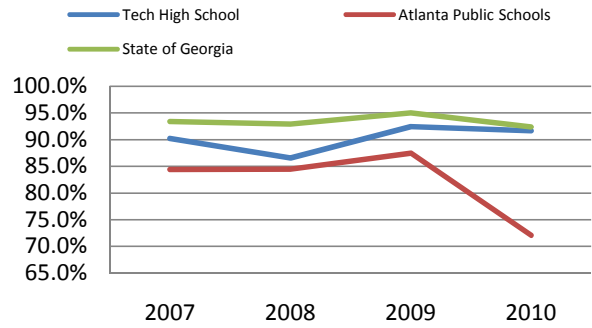
Goal 3: During 2009-2010, we will exceed state performance in the areas of Language Arts (90%), Math (91%), Science (90%), and Social Studies (78%) on the Georgia High School Graduation Tests.

Did not meet goal. 2009-2010 GHSGT results: Language Arts (86%), Math (91%), Science (82%) and Social Studies (75%).

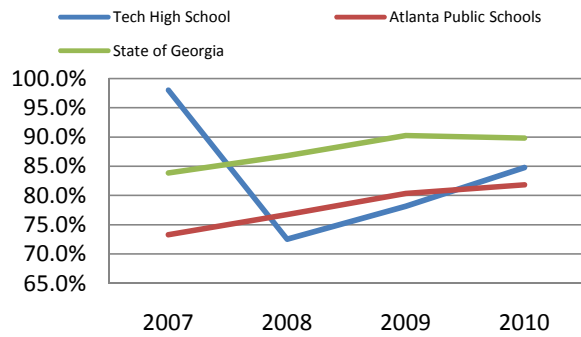
### GHSGT: English Language Arts (Percent Passing)



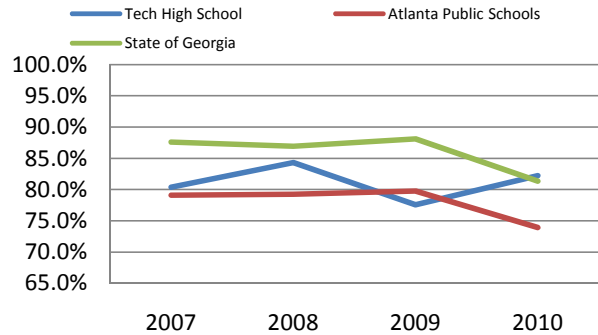
### GHSGT: Mathematics (Percent Passing)



### GHSGT: Science (Percent Passing)



### GHSGT: Social Studies (Percent Passing)



# Unidos Dual Language Charter School

**Principal:** Nancy Said  
**School Address:** 4475 Hendrix Dr, Forest Park, Georgia 30297  
**Phone Number:** 404-361-3494 **Email:** nsaid@clayton.k12.ga.us

## Mission Statement:

At Unidos Dual Language Charter School, we read, write and speak Spanish and English and we respect and learn from people who are different from ourselves.

## At a Glance:

District:	Clayton County	Enrollment:	432
Type:	Locally Approved Start-up	Title I:	Yes
Open:	08/01/06	Total Teachers:	29
Converted:	N/A	Total Administrators:	2
Grades Served:	PK-5	EMO Contract:	No
Waiting List:	Yes	Lottery:	Yes

## Academic Achievement CRCT:

	School CRCT Math	District CRCT Math	Better Than District? (Y/N)	School CRCT Reading	District CRCT Reading	Better Than District? (Y/N)
Does Not Meet	28.3%	23.9%	No	18.4%	11.1%	No
Meets	57.7%	54.4%	Yes	60.1%	67.2%	No
Exceeds Standard	14.0%	21.7%	No	21.5%	21.6%	No
Meets + Exceeds	71.7%	76.1%	No	81.6%	88.9%	No

## Financial Accountability and Facilities Information:

Financial Accountability		Facilities Information	
School Surplus	No	School Owns Facility	Yes
Reserve Fund	No	Plans to Purchase Facility	Does not apply
Total Private Funding	none	Monthly Facility Cost	n/a
Total Debt	none	Yearly Facility Cost	n/a

## Adequate Yearly Progress (AYP) Information:

Academic Accountability	2010	2009	2008	2007
School Made AYP	Met	Met	Met	Met
School is in Needs Improvement	No	No	No	No

For more information on this schools AYP results, please see [www.gadoe.org](http://www.gadoe.org) then go to AYP Report

**Academic Goals:**

In the space below, please enter at least three (3) goals but no more than four (4) that are stated in your charter and report on the progress that your school had made towards meeting each goal. Please provide at least two (2) goals that measure quantifiable student test results. If your school has not met a goal, please offer a brief explanation. Please limit each response to 100 words or less.

**Goal 1:**

Target Goal 1: To increase the number of students who pass the English Language Arts CRCT at each cohort level by 3%.

Actual Performance: Partially met. The 2nd grade cohort did see a 9% increase and the 4th grade cohort did see an 11% increase. However, the 3rd grade cohort only increased by 1%.

**Goal 2:**

Target Goal 2: To increase the number of students who pass the Reading CRCT at each cohort level by 3%.

Actual Performance: Partially met. The 4th grade cohort did see a 17% increase. However, the 2nd grade cohort reduced by 2% and the 3rd grade cohort reduced by 3%.

**Goal 3:**

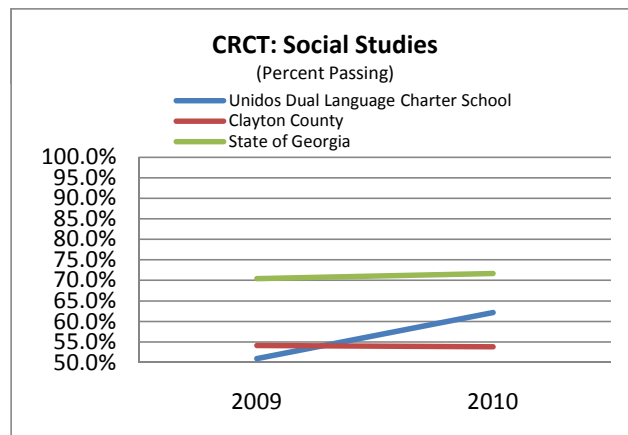
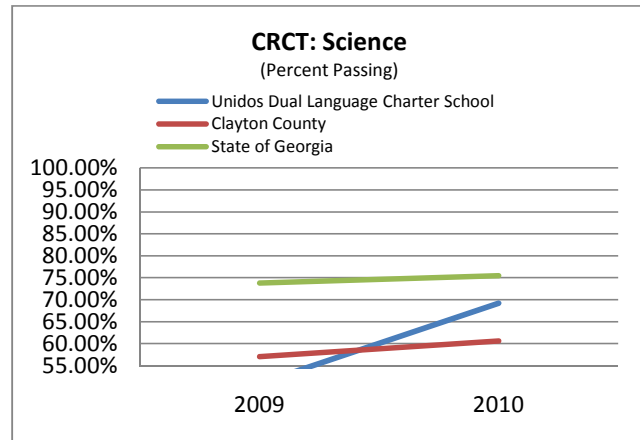
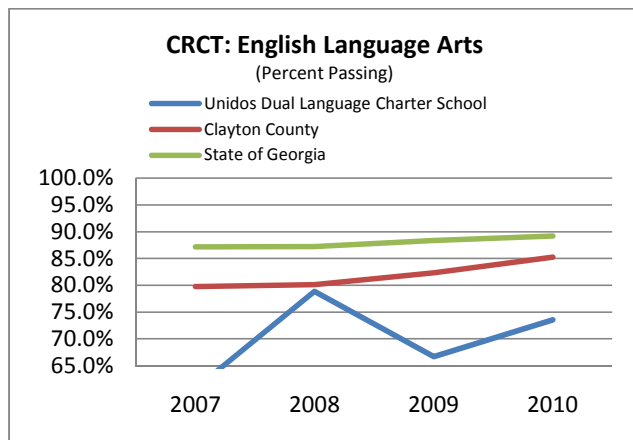
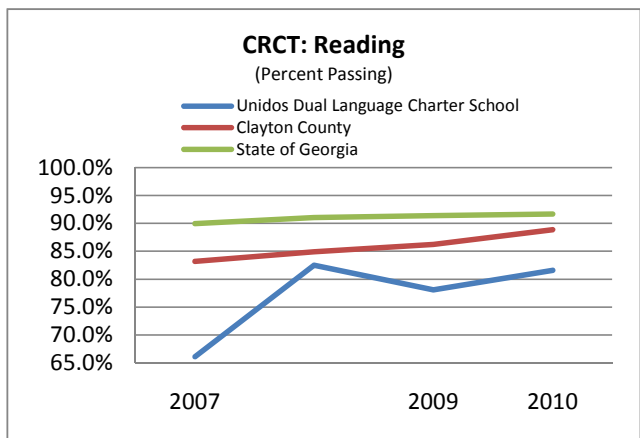
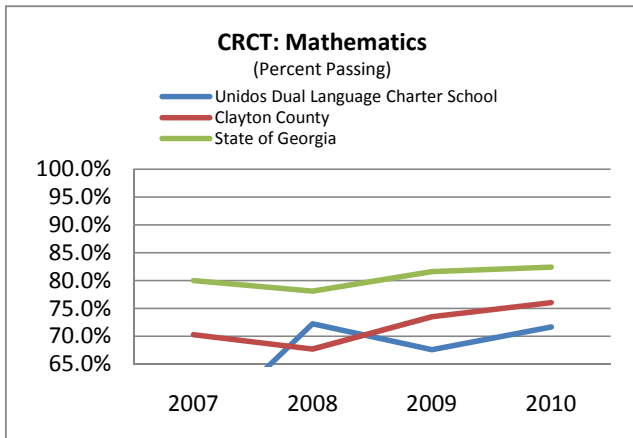
Target Goal 3: To increase the number of students who pass the Math CRCT at each cohort level by 3%.

Actual Performance: Partially met. The 2nd grade cohort did see an 11% increase and the 4th grade cohort did see an 18% increase. However, the 3rd grade cohort reduced by 13%.

**Goal 4:**

Target Goal 4: To maintain a teaching staff that is 93% highly qualified.

Actual Performance: Met Goal. In 2009-10, 97% of the teaching staff was highly qualified.



# Webster County High School

**Principal:** Janie Downer  
**School Address:** 7168 Washington St, Preston, Georgia 31824  
**Phone Number:** 229-828-3315 **Email:** jdowner@webster.k12.ga.us

## Mission Statement:

The mission of Webster County Charter High School will be to provide a quality education, thus empowering individuals to become caring, competent, responsible citizens who value education as a lifelong process.

## At a Glance:

District:	Webster County	Enrollment:	134
Type:	Locally Approved Start-up	Title I:	No
Open:	07/23/07	Total Teachers:	9
Converted:	07/01/07	Total Administrators:	1
Grades Served:	9-12	EMO Contract:	No
Waiting List:	No	Lottery:	No

## Academic Achievement GHS GT:

	School GHS GT Math	District GHS GT Math	Better Than District? (Y/N)	School GHS GT ELA	District GHS GT ELA	Better Than District? (Y/N)
Does Not Meet	4.3%	17.7%	Yes	26.1%	6.6%	No
Meets	52.2%	56.1%	No	34.8%	70.2%	No
Exceeds Standard	43.5%	26.2%	Yes	39.1%	23.3%	Yes
Meets + Exceeds	95.7%	82.3%	Yes	73.9%	93.4%	No

## Financial Accountability and Facilities Information:

Financial Accountability		Facilities Information	
School Surplus	Yes	School Owns Facility	No
Reserve Fund	Yes	Plans to Purchase Facility	No
Total Private Funding	\$0.00	Monthly Facility Cost	\$0.00
Total Debt	\$2,840,000.00	Yearly Facility Cost	\$6,583,914.13

## Adequate Yearly Progress (AYP) Information:

Academic Accountability	2010	2009	2008	2007
School Made AYP	Did Not Meet	Did Not Meet	Did Not Meet	N/A
School is in Needs Improvement	Yes	Yes	No	N/A

For more information on this schools AYP results, please see [www.gadoe.org](http://www.gadoe.org) then go to AYP Report

**Academic Goals:**

In the space below, please enter at least three (3) goals but no more than four (4) that are stated in your charter and report on the progress that your school had made towards meeting each goal. Please provide at least two (2) goals that measure quantifiable student test results. If your school has not met a goal, please offer a brief explanation. Please limit each response to 100 words or less.

**Goal 1:**

Continue to increase the number of students passing the end of Course tests. Met in 2010. American Literature and composition: 55% met and 31% exceeded. Biology: 40% met and 26% exceeded. Physical Science: 39% met and 33% exceeded. 9th Literature and Composition: 48% met and 31% exceeded. Math II: 43% met and 9% exceeded. math I: 52% met and 13% exceeded. Geometry: 30% met and 10% exceeded. U S Histor: 32% met and 30% exceeded.

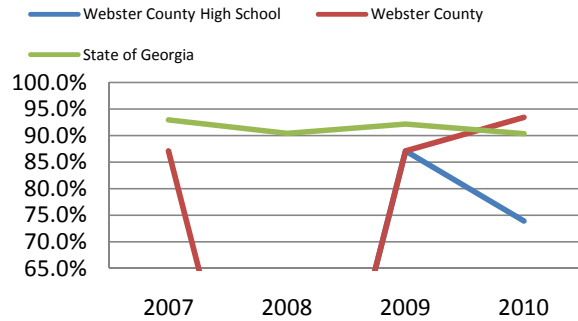
**Goal 2:**

Continue to increase the number of students passing the GHSWriting test - Fall 2009 - of the 27 tested - 74% passed - creating a measure for comparison in Fall 2010 results and thereafter.

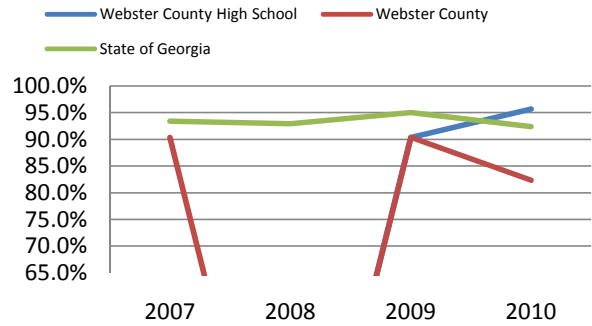
**Goal 3:**

Continue to increase the number of students the GHSGT. Beginning in Fall 2010, results will create a measure for comparison with first time test takers in 11th Grade.

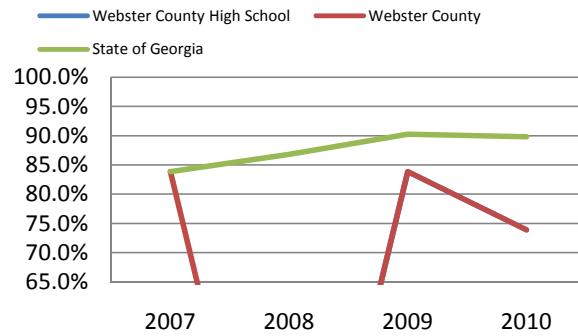
### GHSGT: English Language Arts (Percent Passing)



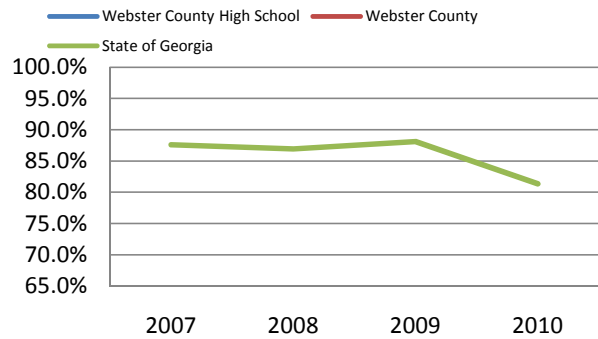
### GHSGT: Mathematics (Percent Passing)



### GHSGT: Science (Percent Passing)



### GHSGT: Social Studies (Percent Passing)



# Whitfield County Career Academy

Principal: Phillip Brown  
 School Address: 2300 Maddox Chapel Rd, Dalton, Georgia 30721  
 Phone Number: 706-876-3600 Email: N/A

## Mission Statement:

Our mission is to increase student learning by providing students and staff with meaningful, challenging, and educational experience in a safe and supportive environment.

## At a Glance:

District:	Whitfield County	Enrollment:	458
Type:	Career Academy	Title I:	No
Open:	08/01/05	Total Teachers:	37
Converted:	07/01/05	Total Administrators:	3
Grades Served:	9-12	EMO Contract:	No
Waiting List:	No	Lottery:	No

## Academic Achievement GHS GT:

	School GHS GT Math	District GHS GT Math	Better Than District? (Y/N)	School GHS GT ELA	District GHS GT ELA	Better Than District? (Y/N)
Does Not Meet	1.0%	19.3%	Yes	8.0%	6.9%	No
Meets	53.5%	56.6%	No	43.0%	64.7%	No
Exceeds Standard	45.5%	24.1%	Yes	49.0%	28.4%	Yes
Meets + Exceeds	99.0%	80.7%	Yes	92.0%	93.1%	No

## Financial Accountability and Facilities Information:

Financial Accountability		Facilities Information	
School Surplus	No	School Owns Facility	No
Reserve Fund	No	Plans to Purchase Facility	Does not apply
Total Private Funding	\$0.00	Monthly Facility Cost	\$0.00
Total Debt	\$0.00	Yearly Facility Cost	Done by District

## Adequate Yearly Progress (AYP) Information:

Academic Accountability	2010	2009	2008	2007
School Made AYP	Met	Met	Met	Did Not Meet
School is in Needs Improvement	No	No	No	N/A

For more information on this schools AYP results, please see [www.gadoe.org](http://www.gadoe.org) then go to AYP Report

**Academic Goals:**

In the space below, please enter at least three (3) goals but no more than four (4) that are stated in your charter and report on the progress that your school had made towards meeting each goal. Please provide at least two (2) goals that measure quantifiable student test results. If your school has not met a goal, please offer a brief explanation. Please limit each response to 100 words or less.

**Goal 1:**

The charter will demonstrate AYP each year and will meet the NCLB requirement for 100 percent of students to Meet or Exceed, Language Arts and Mathematics standards by 2014.

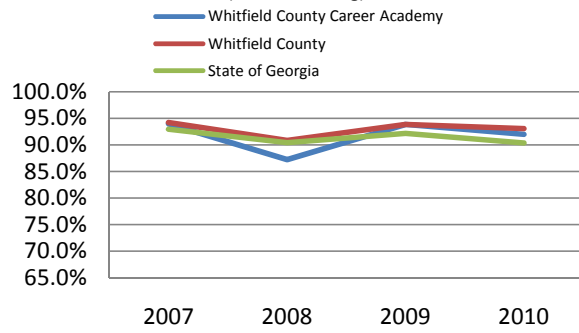
**Goal 2:**

During the term of the charter, students will continue to acquire the skills required to be problem solvers and critical thinkers. Achievement of this goal will be measured by increasing the percentage of students exceeding standards on the Georgia EOCT.

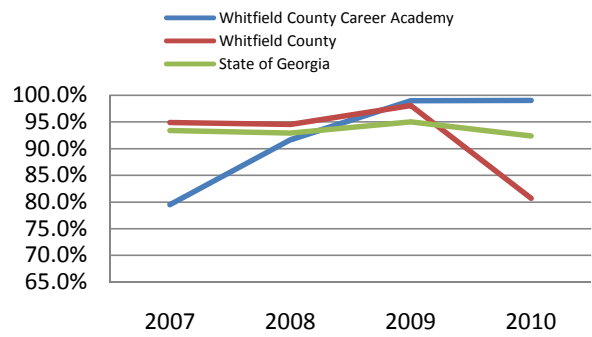
**Goal 3:**

Charter School students will demonstrate work ethic, personal and civic responsibility behaviors required for success in high school and post-secondary settings.

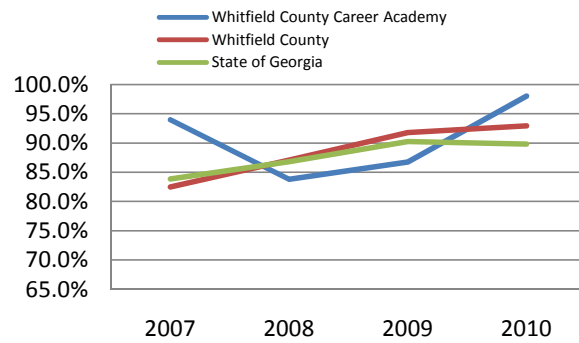
### GHSGT: English Language Arts (Percent Passing)



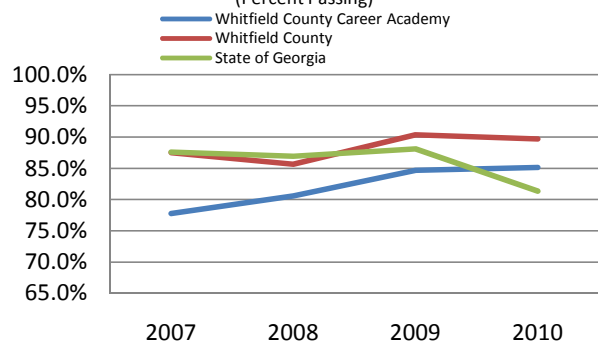
### GHSGT: Mathematics (Percent Passing)



### GHSGT: Science (Percent Passing)



### GHSGT: Social Studies (Percent Passing)



# World Language Academy

**Principal:** David Moody  
**School Address:** 4670 Winder Hwy, Flowery Branch, Georgia 30542  
**Phone Number:** 770-967-5856 **Email:** david.moody@hallco.org

## Mission Statement:

It is the mission of the Chestnut Mountain World Languages Academy to offer students at the very earliest stages of public school education the opportunity to engage in the study of world languages and to engage in a dual immersion language program in Spanish.

## At a Glance:

District:	Hall County	Enrollment:	500
Type:	Conversion	Title I:	No
Open:	08/01/08	Total Teachers:	31
Converted:	10/30/07	Total Administrators:	4
Grades Served:	K-5	EMO Contract:	No
Waiting List:	Yes	Lottery:	Yes

## Academic Achievement CRCT:

	School CRCT Math	District CRCT Math	Better Than District? (Y/N)	School CRCT Reading	District CRCT Reading	Better Than District? (Y/N)
Does Not Meet	12.8%	18.4%	Yes	4.5%	8.7%	Yes
Meets	49.2%	54.5%	No	50.3%	63.0%	No
Exceeds Standard	38.0%	27.1%	Yes	45.2%	28.2%	Yes
Meets + Exceeds	87.2%	81.6%	Yes	95.5%	91.3%	Yes

## Financial Accountability and Facilities Information:

Financial Accountability		Facilities Information	
School Surplus	No	School Owns Facility	Yes
Reserve Fund	No	Plans to Purchase Facility	Does not apply
Total Private Funding	\$0.00	Monthly Facility Cost	\$0.00
Total Debt	\$0.00	Yearly Facility Cost	\$0.00

## Adequate Yearly Progress (AYP) Information:

Academic Accountability	2010	2009	2008	2007
School Made AYP	Met	Met	N/A	N/A
School is in Needs Improvement	No	No	N/A	N/A

For more information on this schools AYP results, please see [www.gadoe.org](http://www.gadoe.org) then go to AYP Report

**Academic Goals:**

In the space below, please enter at least three (3) goals but no more than four (4) that are stated in your charter and report on the progress that your school had made towards meeting each goal. Please provide at least two (2) goals that measure quantifiable student test results. If your school has not met a goal, please offer a brief explanation. Please limit each response to 100 words or less.

**Goal 1:**

WLA students in grades 1 through 5 will meet or exceed State standards of 67.6 Math and 73.3 Reading/Language Arts.

Actual Performance-

1st Reading/ELA 92% Math 86%

2nd- Reading/ELA 89%Math 89%

3rd- Reading/ELA 94%Math 83%

4th- Reading/ELA 92%Math 88%

5th- Reading/ELA 99%Math 92%

**Goal 2:**

Grades K-5: 90% of the students in each grade level will score @ or above grade level on the Developmental Reading Assessment (DRAII)

Actual Performance

K- 92%

1st- 81%

2nd- 82%

3rd- 80%

4th- 91%

5th- 98%

Any students that did not meet grade level are being addressed through the RTI process and are provided specific interventions

**Goal 3:**

K-1 students who begin a dual language immersion program will be functional in a second language by grade 3.

Grades 2-5 who begin a world language study in their first year at WLA will be functional in their third year of study.

Actual Performance

Kindergarten- 92% at level B (goal met)

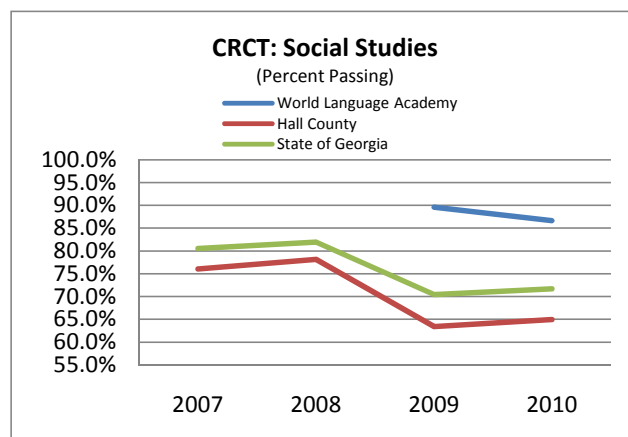
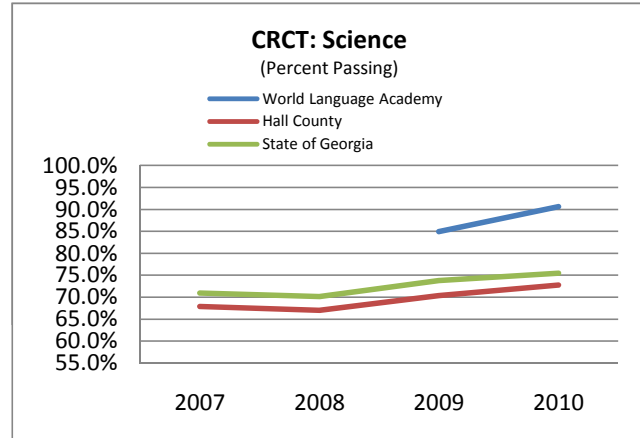
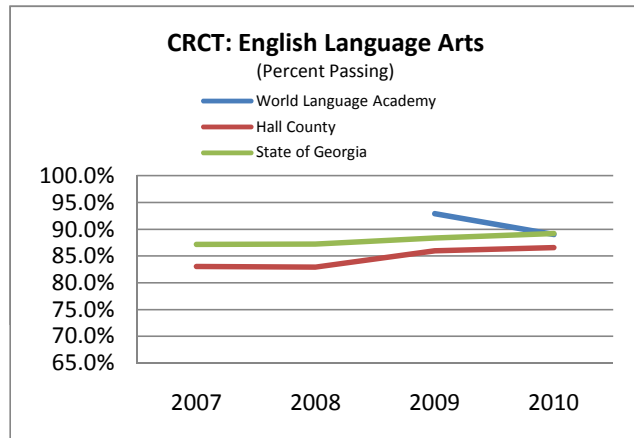
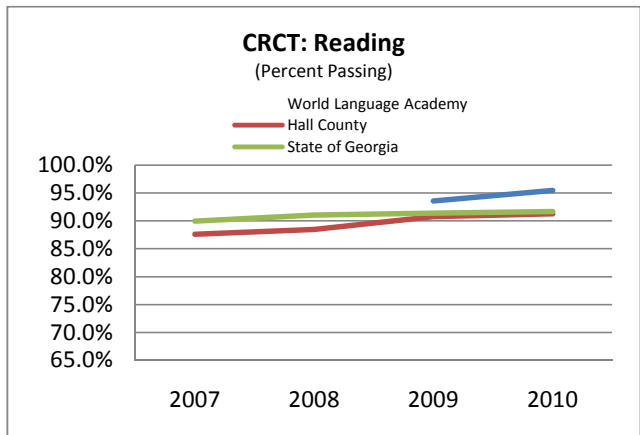
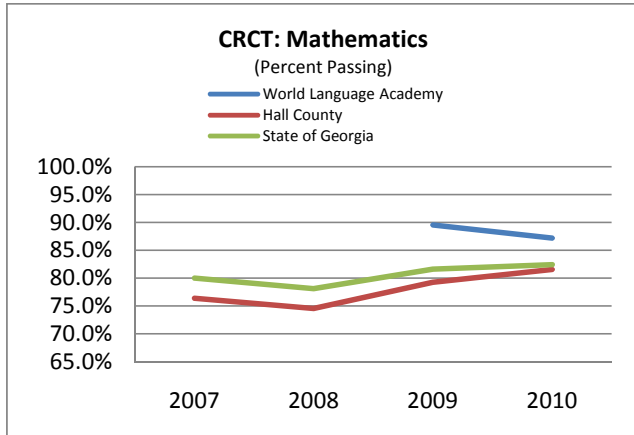
First Grade- 61% at level C(goal met)

Second- 51% at level C(goal met)

Third- 58% at level B(goal met)

Fourth-75% at level B(goal met)

Fifth- 24% level C(goal not met, but end of second year)



# Wynnton Elementary School

**Principal:** Nancy Johnson  
**School Address:** 2303 Wynnton Rd, Columbus, Georgia 31906  
**Phone Number:** 706-748-3147 **Email:** njohnson@mcsdga.net

## Mission Statement:

Continue our tradition of excellence in education through the positive interaction of students, staff, parents, and community in order to prepare students for successful living by igniting the desire for life long learning through immersion in the Arts.

## At a Glance:

District:	Muscogee County	Enrollment:	437
Type:	Conversion	Title I:	Yes
Open:	08/01/08	Total Teachers:	31
Converted:	08/01/08	Total Administrators:	2
Grades Served:	PreK-5	EMO Contract:	No
Waiting List:	Yes	Lottery:	No

## Academic Achievement CRCT:

	School CRCT Math	District CRCT Math	Better Than District? (Y/N)	School CRCT Reading	District CRCT Reading	Better Than District? (Y/N)
Does Not Meet	33.8%	25.8%	No	13.6%	11.6%	No
Meets	53.2%	53.2%	Yes	68.6%	62.7%	Yes
Exceeds Standard	12.9%	21.0%	No	17.8%	25.7%	No
Meets + Exceeds	66.2%	74.2%	No	86.4%	88.4%	No

## Financial Accountability and Facilities Information:

Financial Accountability		Facilities Information	
School Surplus	No	School Owns Facility	Yes
Reserve Fund	No	Plans to Purchase Facility	Does not apply
Total Private Funding	n/a	Monthly Facility Cost	n/a
Total Debt	n/a	Yearly Facility Cost	\$4,319,400.00

## Adequate Yearly Progress (AYP) Information:

Academic Accountability	2010	2009	2008	2007
School Made AYP	Met	Met	Met	Met
School is in Needs Improvement	No	No	No	No

For more information on this schools AYP results, please see [www.gadoe.org](http://www.gadoe.org) then go to AYP Report

**Academic Goals:**

In the space below, please enter at least three (3) goals but no more than four (4) that are stated in your charter and report on the progress that your school had made towards meeting each goal. Please provide at least two (2) goals that measure quantifiable student test results. If your school has not met a goal, please offer a brief explanation. Please limit each response to 100 words or less.

**Goal 1:**

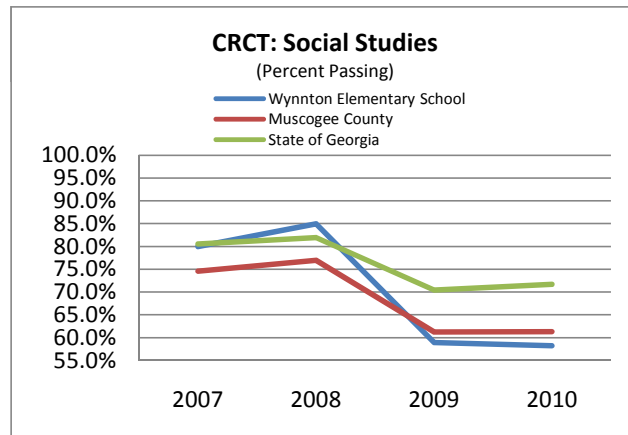
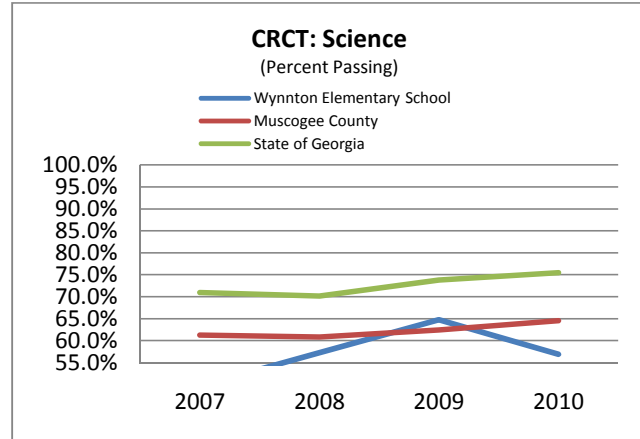
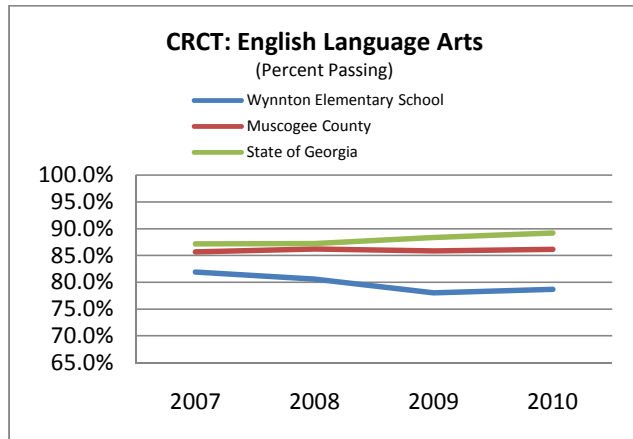
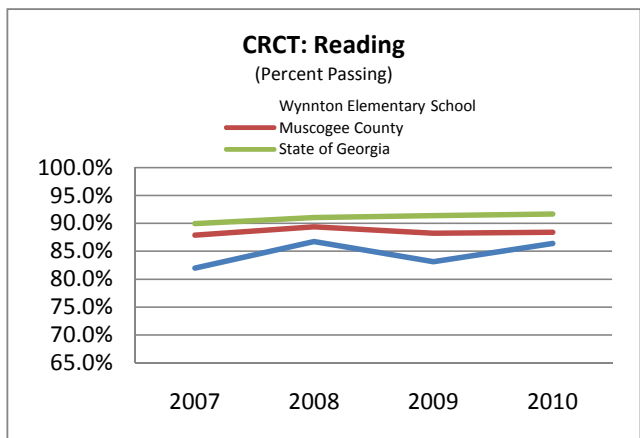
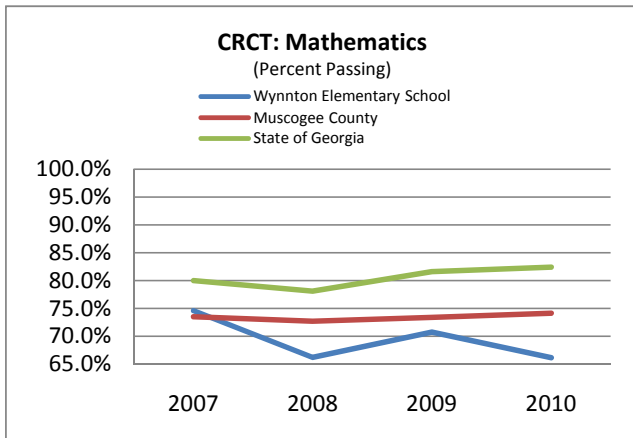
Target Goal: Percent of students who meet/exceed in reading/Lang Arts on the CRCT will increase by 3% points yearly.  
Actual Performance: Spring 2009 CRCT - 84.7% met/exceeded, Spring 2010 CRCT -85.8% met/exceeded. Increased by 1.1% point. did not meet.

**Goal 2:**

Target Goal: Percent of students who meet/exceed in writing as measured on the Georgia Writing Assessment will increase 3% points yearly.  
Actual Performance: 2009 test - 53% met/exceeded, 2010 test - 48% met/exceeded.  
Decreased by 5% points - did not meet.

**Goal 3:**

Target Goal: Percent of students who meet/exceed in math on the CRCT will increase by 3% points yearly.  
Actual Performance: Spring 2009 CRCT - 59.3%, Spring 2010 CRCT - 65.9%. Increased by 6.6% points - did meet goal.



# Decatur City

**Superintendent**

Dr. Phyllis A. Edwards

**System Address**

785 Scott Blvd, Decatur, Georgia 30030

**Phone Number:**

404.370.4400

**Email:**

pedwards@csdecatur.net

## Mission Statement:

City Schools of Decatur is right on track in terms of where we hoped to be. School governance teams spent a great part of the first year cementing their logistical necessities of being a governing group. Now their work will center more around issues of school improvement.

## At a Glance:

District:	Decatur City	Enrollment:	2,875
Number of Schools	7	Total Teachers:	233
		Total Administrators:	27
Converted:	08/01/08	Grades Served	K-12

## Adequate Yearly Progress (AYP) Information:

Academic Accountability	2010	2009	2008	2007
System Made AYP	Met	Met	Did Not Meet	Did Not Meet
Schools in Needs Improvement	0	0	0	0

For more information on this schools AYP results, please see [www.gadoe.org](http://www.gadoe.org) then go to AYP Report

## Academic Achievement CRCT:

	District CRCT Math	State CRCT Math	Better Than State? (Y/N)	District CRCT Reading	State CRCT Reading	Better Than State? (Y/N)
Does Not Meet	9.7%	16.4%	Yes	3.7%	7.3%	Yes
Meets	44.0%	50.9%	No	39.5%	58.2%	No
Exceeds Standard	46.3%	32.7%	Yes	56.8%	34.5%	Yes
Meets + Exceeds	90.3%	83.6%	Yes	96.3%	92.7%	Yes

## Academic Achievement GHSCT:

	District GHSCT Math	State GHSCT Math	Better Than State? (Y/N)	District GHSCT ELA	State GHSCT ELA	Better Than State? (Y/N)
Does Not Meet	14.5%	7.6%	No	18.2%	10.0%	No
Meets	49.8%	44.4%	Yes	43.8%	34.9%	Yes
Exceeds Standard	35.7%	48.0%	No	37.9%	55.0%	No
Meets + Exceeds	85.5%	92.4%	No	81.8%	90.0%	No

**Academic Goals:**

In the space below, please enter at least three (3) goals but no more than four (4) that are stated in your charter and report on the progress that your school had made towards meeting each goal. Please provide at least two (2) goals that measure quantifiable student test results. If your school has not met a goal, please offer a brief explanation. Please limit each response to 100 words or less.

**Goal 1:**

City Schools of Decatur continues to remain faithful to the petition approved by the State Board of Education. The School Leadership Teams (school governance teams) make decisions within the purview that the petition grants them.

**Goal 2:**

We appreciate efforts with charter systems and le2 districts to remove bureaucratic barriers. Please continue that dialogue with associate and specific actions.

We would also appreciate more timely updates on the charter system federal Implementation Grants.

# Gainesville City

**Superintendent**

Merrienne Dyer

**System Address**

508 Oak St, Gainesville, Georgia 30501

**Phone Number:**

770-536-5275

**Email:**

merrienne.dyer@gccsk12.net

**Mission Statement:**

As professional caring educators, we will strive to maximize students' abilities and opportunities to become lifelong learners who function as part of a global society.

**At a Glance:**

District:	Gainesville City	Enrollment:	6,502
Number of Schools	7	Total Teachers:	440
		Total Administrators:	35
Converted:	08/01/08	Grades Served	K-12

**Adequate Yearly Progress (AYP) Information:**

Academic Accountability	2010	2009	2008	2007
System Made AYP	Did Not Meet	Met	Met	Met
Schools in Needs Improvement	1	1	1	1

*For more information on this schools AYP results, please see [www.gadoe.org](http://www.gadoe.org) then go to AYP Report*

**Academic Achievement CRCT:**

	District CRCT Math	State CRCT Math	Better Than State? (Y/N)	District CRCT Reading	State CRCT Reading	Better Than State? (Y/N)
Does Not Meet	22.6%	16.4%	No	12.6%	7.3%	No
Meets	53.0%	50.9%	Yes	64.1%	58.2%	Yes
Exceeds Standard	24.4%	32.7%	No	23.2%	34.5%	No
Meets + Exceeds	77.4%	83.6%	No	87.4%	92.7%	No

**Academic Achievement GHSgt:**

	District GHSgt Math	State GHSgt Math	Better Than State? (Y/N)	District GHSgt ELA	State GHSgt ELA	Better Than State? (Y/N)
Does Not Meet	0.0%	7.6%	Yes	0.0%	10.0%	Yes
Meets	1.8%	44.4%	No	1.8%	34.9%	No
Exceeds Standard	98.2%	48.0%	Yes	98.2%	55.0%	Yes
Meets + Exceeds	100.0%	92.4%	Yes	100.0%	90.0%	Yes

**Academic Goals:**

In the space below, please enter at least three (3) goals but no more than four (4) that are stated in your charter and report on the progress that your school had made towards meeting each goal. Please provide at least two (2) goals that measure quantifiable student test results. If your school has not met a goal, please offer a brief explanation. Please limit each response to 100 words or less.

**Goal 1:**

Target Goal 1: By year 2 of operation, the district will increase the number of students exceeding expectation on the Math CRCT by 1-2% over the previous year.

Actual Performance: Met Goal. Increased the number of students in 2009-10 achieving in grades 3-5 in "exceeding expectations" increased 1.5% over the previous year

**Goal 2:**

Target Goal 2: By year 2 of operation, the district will increase the number of high school student scoring proficient and above on the Science portion of the Georgia High School Graduation Test by 3%.

Actual Performance: Met Goal. During the 2009-10 school year, students increased by 4% over the previous year.

**Goal 3:**

Target Goal: By year 2 of operation, the district will narrow the achievement gap between Black and All students by 5% on the graduation rate measure.

Actual Performance: Met Goal. During the 2009-10 school year, Black students recorded a graduation rate of 81.7% and All students recorded a 80.1%.

# Marietta City

**Superintendent**

Dr. Emily Lembeck

**System Address**

250 Howard St, Marietta, Georgia 30060

**Phone Number:**

770-422-3500

**Email:**

elembeck@marietta-city.k12.ga.us

## Mission Statement:

The mission of Marietta City Schools is to prepare each of our students through academic achievement for life success.

## At a Glance:

District:	Marietta City	Enrollment:	7,852
Number of Schools	14	Total Teachers:	601
		Total Administrators:	43
Converted:	08/01/08	Grades Served	K-12

## Adequate Yearly Progress (AYP) Information:

Academic Accountability	2010	2009	2008	2007
System Made AYP	Met	Met	Did Not Meet	Met
Schools in Needs Improvement	0	1	1	1

For more information on this schools AYP results, please see [www.gadoe.org](http://www.gadoe.org) then go to AYP Report

## Academic Achievement CRCT:

	District CRCT Math	State CRCT Math	Better Than State? (Y/N)	District CRCT Reading	State CRCT Reading	Better Than State? (Y/N)
Does Not Meet	15.6%	16.4%	Yes	7.8%	7.3%	No
Meets	55.5%	50.9%	Yes	61.0%	58.2%	Yes
Exceeds Standard	28.9%	32.7%	No	31.2%	34.5%	No
Meets + Exceeds	84.4%	83.6%	Yes	92.2%	92.7%	No

## Academic Achievement GHS GT:

	District GHS GT Math	State GHS GT Math	Better Than State? (Y/N)	District GHS GT ELA	State GHS GT ELA	Better Than State? (Y/N)
Does Not Meet	14.5%	7.6%	No	18.2%	10.0%	No
Meets	49.8%	44.4%	Yes	43.8%	34.9%	Yes
Exceeds Standard	35.7%	48.0%	No	37.9%	55.0%	No
Meets + Exceeds	85.5%	92.4%	No	81.8%	90.0%	No

**Academic Goals:**

In the space below, please enter at least three (3) goals but no more than four (4) that are stated in your charter and report on the progress that your school had made towards meeting each goal. Please provide at least two (2) goals that measure quantifiable student test results. If your school has not met a goal, please offer a brief explanation. Please limit each response to 100 words or less.

**Goal 1:**

Target Goal 1: By Year 2 of operation, the district will increase the number of students graduating from High School - target goal of 80%.

Actual Performance: Met Goal. During the 2009-2010 school year, high school met target goal graduation rate of 80%

**Goal 2:**

Target Goal 2: By Year 2 of operation, the district will increase the number of eighth grade students exceeding expectations in Reading CRCT - target goal of 19%.

Actual Performance: Met Goal. During the 2009-2010 school year, 30% of eighth grade students exceeded expectations on the Reading CRCT. Exceeded anticipated target of 19% by 11%.

**Goal 3:**

Target Goal 3: By Year 2 of operation, the district will increase the number of sixth grade students exceeding expectations in Reading CRCT - target goal of 22%.

Actual Performance: Met Goal. During the 2009-2010 school year, 37% of sixth grade students exceeded expectations on the Reading CRCT. Exceeded anticipated target by 15%.

**Goal 4:**

Target Goal 4: by Year 2 of operation, the district will increase the number of fifth grade students exceeding expectations in Math CRCT - target goal of 27%.

Actual Performance: Met Goal. During the 2009-2010 school year, 31% of fifth grade students exceeded expectations on the Math CRCT. Exceeded anticipated target by 4%.

# Warren County

**Superintendent**

Carole Jean Carey

**System Address**

85 Edward Ricketson Jr. St, Warrenton, Georgia 30828

**Phone Number:**

706-465-3383

**Email:**

cjcarey@warren.k12.ga.us

## Mission Statement:

Mission

The mission of the Warren County School System and each school is to promote academic success for students.

## At a Glance:

District:	Warren County	Enrollment:	789
Number of Schools	3	Total Teachers:	55
		Total Administrators:	10
Converted:	08/01/08	Grades Served	K-12

## Adequate Yearly Progress (AYP) Information:

Academic Accountability	2010	2009	2008	2007
System Made AYP	Did Not Meet	Did Not Meet	Did Not Meet	Did Not Meet
Schools in Needs Improvement	1	1	1	1

For more information on this schools AYP results, please see [www.gadoe.org](http://www.gadoe.org) then go to AYP Report

## Academic Achievement CRCT:

	District CRCT Math	State CRCT Math	Better Than State? (Y/N)	District CRCT Reading	State CRCT Reading	Better Than State? (Y/N)
Does Not Meet	29.2%	16.4%	No	13.2%	7.3%	No
Meets	59.7%	50.9%	Yes	70.4%	58.2%	Yes
Exceeds Standard	11.1%	32.7%	No	16.3%	34.5%	No
Meets + Exceeds	70.8%	83.6%	No	86.8%	92.7%	No

## Academic Achievement GHSgt:

	District GHSgt Math	State GHSgt Math	Better Than State? (Y/N)	District GHSgt ELA	State GHSgt ELA	Better Than State? (Y/N)
Does Not Meet	0.0%	7.6%	Yes	0.0%	10.0%	Yes
Meets	1.8%	44.4%	No	1.8%	34.9%	No
Exceeds Standard	98.2%	48.0%	Yes	98.2%	55.0%	Yes
Meets + Exceeds	100.0%	92.4%	Yes	100.0%	90.0%	Yes

**Academic Goals:**

In the space below, please enter at least three (3) goals but no more than four (4) that are stated in your charter and report on the progress that your school had made towards meeting each goal. Please provide at least two (2) goals that measure quantifiable student test results. If your school has not met a goal, please offer a brief explanation. Please limit each response to 100 words or less.

**Goal 1:**

The system will maintain accreditation by the Southern Association of Colleges and Schools. Maintaining high expectations for our schools has and should continue to increase student achievement.

Actual Performance: Met Goal: The system is accredited by SACS.

**Goal 2:**

Leadership, fine arts, rigorous academic and vocational tracks that are aligned from elementary through high school will be established beginning in 2008-2009, which will result in a future increase in the graduation rate. The graduation rate had held between 68%-75% for several years but dipped to a low of 55% in 2006-2007. The goal is that the graduation rate will return to 75% immediately in 2008-2009, but no later than the 2010-2011 school year through 5% increases each year.

Actual Performance: Met goal. The graduation rate in 2008-2009 was 68%. The graduation rate for 2010-2011 was 75.5%.

**Goal 3:**

Local governance will continue to be maximized through the development and implementation of school governing councils beginning in 2008-2009. Maximizing that ability of parents and guardians as well as community members to participate in the decision-making processes of the school should result in an increase in participation of parents/guardians/community members on the governing councils. This can easily be contrasted to the total lack of involvement in past years on the school councils where a quorum was rarely met.

Actual Performance: Goal Met: Each of the school's has an active Governing Council including parents, staff, and community members. These boards have taken an active part in the hiring process and decision making processes of the schools.

**Goal 4:**

Parent approval surveys regarding the school system will be administered during the next SACS visit in 2011-2012 and the goal is an 85% approval rate.

Actual Performance: Goal Met: We survey students, parents, teachers, paraprofessionals and administrators each year. According to the surveys from 2008-2009 95% of the responses from parents were favorable. According to the surveys from 2009-2010, each school is still well above the 85% approval rate from parents. Further, the surveys from students, paraprofessionals, teachers and administrators were all very positive. (Results on file by school at the county office.)

We will be administering the SACS parental surveys in 2011-2012.

## **Audited Financial Statements**

This annual report contains a review of audited financial statements received by the Georgia Department of Education. Start-up charter schools are required to submit audited financial statements to the Department. This year, the Charter Schools Division reviewed and summarized the 29 audited statements it received by October 1, 2010. As the Charter Schools Division receives additional audited financial statements, this report will be updated and posted on the Georgia Department of Education's website.

### **Audit Definitions:**

**Current Ratio-** A liquidity ratio that measures an organization's ability to pay short-term obligations. The higher the current ratio, the more capable the organization is of paying its obligations. A ratio under 1 suggests that the company would be unable to pay off its obligations if they came due at that point. While this shows the organization is not in good financial health, it does not necessarily mean that it will go bankrupt - as there are many ways to access financing - but it is definitely not a good sign.

**Working Capital-** A measure of both a company's efficiency and its short-term financial health. Positive working capital means that the organization is able to pay off its short-term liabilities. Negative working capital means that an organization currently is unable to meet its short-term liabilities with its current assets (cash, accounts receivable and inventory).

**Net Assets-** the difference between assets (what an organization owns) and liabilities (what an organization owes).

**Fund-** Often different functions of a state's or local government's activities require different controls for management purposes. To satisfy this need, generally accepted accounting principles (GAAP) establish separate accounting entities that are called funds.

**Governmental Funds-** funds through which most government functions are financed. Only reports Current Assets (CA) and Current Liabilities (CL).

**Fund Balance-** the difference between Current Assets and Current Liabilities.

**Custodial Credit Risk for Deposits-** the risk that in the event of bank failure, the School's deposits may not be returned to it. FDIC insurance covers all deposit accounts, including checking and savings accounts, money market deposit accounts and certificates of deposit. FDIC insurance does not cover other financial products and services that banks may offer, such as stocks, bonds, mutual fund shares, life insurance policies, annuities or securities.

The standard insurance amount is \$250,000 per depositor, per insured bank, for each account ownership category. The custodial credit risk would be for funds above the insured amount for each account.

- Audited by Robins, Eskew, Smith & Jordan, CPA's P.C.
  - Auditor's business license is active/compliance
  - CPA licenses are active
- Unqualified (Clean) opinion

Current Ratio (CA/CL):

2010	2009
8.8790	7.1704

Working Capital (CA-CL):

2010	2009
\$348,566	\$552,831

3 Largest Expenses

1. Salaries and Benefits
2. Facility Rental
3. Administrative

- 2010 net loss= \$228,146
- 2010 net cash for operating activities=-\$263,153

- Audited by C. Douglas Erwin, CPA
- Auditors are in compliance
  - CPA firm business license is active/compliance
  - CPA license is active

Debt Ratio (TL/TA):

2010	2009
.9645	N/A

Current Ratio (CA/CL):

2010	2009
0.7531	N/A

Working Capital (CA-CL):

2010	2009
-\$293,657	N/A

3 Largest Expenditures:

1. Instruction
2. Capital Outlay
3. Maintenance and Operation of Plant Services

Rent expense will increase from \$343,536 06/30/11 to \$426,970 06/30/14

- The last year of the lease rent expense will be \$71,502 on 06/30/15
- The school does not have a policy in place to address custodial credit risk for deposits
  - Cash balance exceeds the \$250,000 FDIC threshold by \$198,590
- Management agreement- Mosaica Education, Inc.
  - \$450,000 in FY2010
  - Management fee is 12.5% of operating revenues
  - \$116,729 owed to MEI for accomplishing the incentive award and bonus criteria contained in the management agreement
- There were not any internal control material weaknesses found in the audit of ICFR
- The auditors issued an unqualified (clean) opinion

- The schools audited financial statements have not been submitted as of 11/29/2010
- The unaudited Balance Sheet and Profit & Loss statement have been submitted

Debt Ratio (TL/TA):

2010	2009
0.0095	N/A

Current Ratio (CA/CL):

2010	2009
49.3736	N/A

Working Capital (CA-CL):

2010	2009
\$173,678	N/A

- Profit & Loss statement reports a Net Income of \$285,857.52

3 Largest Expenditures:

1. Instruction
2. Maintenance and Operation of Plant
3. School Administration

- The school has not submitted audited financial statements
- CEMCO has submitted an incomplete Income Statement
  - The Income Statement submitted claims to not contain salary expense but a salary expenses is present
- Net Income=\$1,895.24

#### 3 Largest Expenditures:

1. Salaries
2. Mortgage
3. Lease

- The school's audit report is organized similar to an official audit report but the report contains a "DRAFT" stamp on it and there isn't any identifying information for the auditor on it

Debt Ratio (TL/TA):

<b>2010</b>	<b>2009</b>
0.1234*	0.3349*

\*assumes TL=CL

Current Ratio (CA/CL):

<b>2010</b>	<b>2009</b>
6.1875	2.3478

Working Capital (CA-CL):

<b>2010</b>	<b>2009</b>
\$641,123	\$499,017

- End of the year net assets increased from \$735,175 in 2009 to \$878,051 in 2010
- The amount of custodial credit risk for deposits is not disclosed
- Lease payments for the facility will be \$115,000/year until 06/30/2013

3 Largest Expenditures:

1. Salaries
2. Direct student expenses
3. Occupancy

- The alleged auditors issued an unqualified (clean) opinion

- Audited by Gifford Hillegass & Ingwersen
- Auditors are in compliance
  - CPA firm business license is active/compliance
  - CPA license is active
- Net assets increased by \$1,810,180 from 2009-2010

Debt Ratio (TL/TA):

2010	2009
0.3756	0.7574

Current Ratio (CA/CL):

2010	2009
2.4141	1.2567

Working Capital (CA-CL):

2010	2009
\$2,523,715	\$927,421

3 Largest Expenditures:

1. Instructional expense
2. Management and general admin
3. Facilities expense

- The auditors feel that a custodial credit risk for deposits exists but the risk is minimal
- The school contracts with EdisonLearning, Inc.
  - Guaranteed management fee of \$578,512
  - The fee increases 3% each year
  - Previous year agreement had a management fee of \$1,123,323
  - Edison pays certain expenses on behalf of the school
    - As of June 30, 2010 \$1,664,416 is due to Edison for reimbursement
- The auditors issued an unqualified (clean) opinion
-

- Audited by Samuel J. Durden
- Auditors are in compliance
  - CPA firm business license is active/compliance
  - CPA license is active

Debt Ratio (TL/TA):

2010	2009
0.0072	N/A

Current Ratio (CA/CL):

2010	2009
85.7342	N/A

Working Capital (CA-CL):

2010	2009
\$355,460	N/A

- Unrestricted Net Assets as of 06/30/2010 = \$574,821

3 Largest Expenditures:

1. Salaries and Wages
2. Building Rental Expense
3. Employee Benefits

- Building rental expense for FY 2010 was \$419,614
- The audit does not address custodial credit risk for deposits
- The auditors issued an unqualified (clean) opinion

- Audited by Samuel J. Durden
- Auditors are in compliance
  - CPA firm business license is active/compliance
  - CPA license is active

Debt Ratio (TL/TA):

2010	2009
0.0506	N/A

Current Ratio (CA/CL):

2010	2009
11.8631	N/A

Working Capital (CA-CL):

2010	2009
\$322,796	N/A

- End of Year Net Assets as of 06/30/2010 = \$557,718

3 Largest Expenditures:

1. Instruction
2. School Admin
3. Maintenance and Operation of plant

- Rent expense for FY 2010 was \$381,944.04
- Custodial credit risk for deposits = \$46,312.50
- Related party transaction
  - FSA purchased student services from Grace Institute for school improvement in the amount of \$80,580
  - The principal of FSA serves on the board of Grace Institute
- The auditors issued an unqualified (clean) opinion
-

- Audited by Simmons & Jamieson P.C.
  - CPA license is active
  - Simmons & Jamieson P.C.'s business license is active
- 
- Unqualified opinion

Current Ratio (CA/CL):

2010	2009
606.4397	191.1107

Working Capital (CA-CL):

2010	2009
\$497,066	\$348,663

3 Largest Expenditures:

1. Instruction
2. Pupil Services
3. General Administration

- Net Assets as of 06/30/2010 = \$497,887
  - 100% temporarily restricted
- The audit does not address custodial credit risk for deposits

- Audited by Coastal CPAs, LLC
  - LLC was created on 07/29/2010
- Auditors are in compliance
  - CPA firm business license is active/compliance
  - CPA license is active
- The auditors did not audit the financial statements
  - They only “compiled” the financial statements
- The financial statements are for the period ending 12/31/2009

Current Ratio (CA/CL):

2010	2009
202.4304	N/A

Working Capital (CA-CL):

2010	2009
\$140,397	N/A

3 Largest Expenditures (Support Services):

1. Administrative overhead expenses
  2. Marketing
  3. Community business director expenses
- Net Assets 12/31/2009 = \$140,397

- The Audit was performed by Gwinnett County internal auditors
- According to the Secretary of States licensing website, none of the Gwinnett County internal auditors has a CPA license
- The audit only consists of a 12 month activity table
  - Financial statements have not been provided

- Audited by Samuel J. Durden
- Auditors are in compliance
  - CPA firm business license is active/compliance
  - CPA license is active

Debt Ratio (TL/TA):

2010	2009
0.5992	0.1095

Current Ratio (CA/CL):

2010	2009
10.0214	1.8797

Working Capital (CA-CL):

2010	2009
\$3,043,889	\$760,099

- Net assets at the end of FY2010 = \$8,028,528

3 Largest Expenditures:

1. Capital Outlay
2. Instruction
3. Food service operations

- 5 year facility lease( 06/01/2009-05/31/2014)
  - \$60,000 a year for the entire term of the lease
  - Utility overage charges are added to the lease if earned
  - FY 2010 overage charges = \$18,103
- Custodial credit risks for deposits = \$2,821,347 as of 06/30/2010
- Secured long term financing for the construction of the High School
  - \$11,650,000
  - Interest only until July 2012
  - Principal will be payable based on a 25 year amortization beginning July 2012
  - 4.40% Interest Rate

- The loan is secured by a first lien deed for the School's land and buildings associated with the project
- The auditors issued an unqualified (clean) opinion

- Audited by Bambo Sonaik CPA, LLC
- Auditors are in compliance
  - CPA firm business license is active/compliance
  - CPA license is active
- The audit report states that the school is a going concern because of the recurring significant net deficiency in net assets
- At the end of the current FY, the note payable had an ending balance of \$237,881
- Liabilities exceeded assets by \$2,320,074 (net deficit)
  - Unrestricted deficit = \$2,333,548
- Total net assets decreased by \$949,376

Debt Ratio (TL/TA):

2010	2009
10.6856	4.5406

Current Ratio (CA/CL):

2010	2009
0.0974	0.2109

Working Capital (CA-CL):

2010	2009
-\$2,095,667	-\$1,195,716

3 Largest Expenditures:

1. Operation of School
2. Basic instruction
3. School administration

- The school does not have a policy in place to address custodial credit risk for deposits
- IIAM paid \$423,656 in management fees to Imagine Schools Inc. for the period ending June 30, 2010
- IIAM has \$2,091,000 in advances outstanding for the period ending June 30, 2010
- Current year equipment expense- \$254,350

- Equipment lease expiration date- 06/30/2012
- The audit of Internal Control Over Financial Reporting indentified 11 significant deficiencies in the prior year
  - All of the deficiencies were corrected in the current year
- The auditors issued an unqualified (clean) opinion

- Audited by Bambo Sonaika CPA, LLC
- Auditors are in compliance
  - CPA firm business license is active/compliance
  - CPA license is active
- At the end of the current fiscal year, the start-up note payable had an ending balance of \$238,698
- The liabilities of the school exceeded its assets at the close of the most recent fiscal year by \$93,834 (net deficit)
- School's total net assets increased by \$2,240,793 due to a management contribution of \$2,334,627 from Imagine Schools, Inc.

Debt Ratio (TL/TA):

2010	2009
1.1784	8.6173

Current Ratio (CA/CL):

2010	2009
1.3585	.1142

Working Capital (CA-CL):

2010	2009
\$136,623	-\$1,850,722

3 Largest Expenditures:

1. Basic Instruction
  2. School Administration
  3. Operation of Plant
- FY2009 net deficit -\$2,334,627
  - Considers the \$2,334,627 given by Imagine Inc. a management contribution implying that it is not debt. More information is needed about this transaction to determine if the school is a going concern.
  - Management contribution=FY2009 net deficit
  - Significant deficiencies discovered in the audit of ICFR:
    - Invoices were paid without the approval of the Principal
    - Control weaknesses in the area of maintenance and safeguarding of attendance records

- Controls over employee attendance and time sheets were very weak and the school was unable to provide the associated records to the auditors
- The school has a note payable of \$250,000, with a 10.52% interest rate, due to Imagine Inc.
  - The note payable documentation does not state an interest rate
- Check signers were signing off on checks without reviewing the back-up documentation associated
- All of the deficiencies were corrected in the current year(FY2010) according to the auditors
- Auditors issued unqualified (clean) opinion

- Audited by Berman, Hopkins, Wright, & LaHam, CPAs and Associates, LLP
- Auditors are in compliance
  - CPA firm business license is active/compliance
  - CPA licenses are active with at least one owner
- Notes payable had an ending balance of \$237,882
- Liabilities exceeded assets by \$545,828 on 06/30/2010

Debt Ratio (TL/TA):

2010	2009
1.6484	12.3547

Current Ratio (CA/CL):

2010	2009
1.1066	.0505

Working Capital (CA-CL):

2010	2009
\$80,244	-\$863,709

3 Largest Expenditures:

1. Basic instruction
  2. Operation of Plant
  3. School Administration
- Imagine Inc. fee for audited year \$784,894
  - Promissory note with Imagine Inc.= \$250,000 at 10.5% for 20 years
  - Rent= \$1,613,886/Yr
    - Will increase annually at lower of 1.5% or CPI
  - Equipment lease from Imagine Inc.= \$331,463/Yr
  - Imagine owns Schoolhouse Finance LLC which leases the facility out to Imagine Wesley
  - Note J, the school is a going concern and its ability to operate solely depends on the financial assistance of Imagine Inc.
  - Control deficiencies and non compliance(charter) issues discovered by the audit of ICFR
    - Employee reimbursements
    - Fingerprinting of board members
    - Maintain voided checks

- Auditors issued unqualified (clean) opinion

- Audited by Brooks, McGinnis & Company, LLC
- Auditors are in compliance
  - CPA firm business license is active/compliance
  - CPA license is active

Debt Ratio (TL/TA):

2010	2009
0.2026	0.1813

Current Ratio (CA/CL):

2010	2009
3.1536	4.0703

Working Capital (CA-CL):

2010	2009
\$334,089	\$656,974

- Net assets at the end of FY2010 = 610,526
- Custodial credit risk for deposits = \$76,318
  - Management believes this credit risk is not significant
- School entered into a new revolving line of credit in FY2010
  - 10% interest in FY2010
  - Outstanding balance = \$84,000

3 Largest Expenditures:

1. Instruction
2. School Administration
3. Repairs and maintenance

- The auditors issued an unqualified (clean) opinion

- Audited by C. Douglas Erwin, Jr., CPA
  - CPA license is active
  - Business license could not be confirmed

Debt Ratio (TL/TA):

2010	2009
0.4073	N/A

Current Ratio (CA/CL):

2010	2009
4.2508	N/A

Working Capital (CA-CL):

2010	2009
\$171,634	N/A

- FY 2010 Net Assets as of 06/30/2010 = \$320,271

3 Largest Expenditures:

1. Instruction
2. Maintenance and Operation of Plant
3. School Administration

- Lease agreement commenced on 10/01/2008
  - 10 year lease

Minimum lease payments for the next 5 years:

Year 1	Year 2	Year 3	Year 4	Year 5
\$560,000	\$738,565	\$825,348	\$852,210	\$880,013

- The auditors issued an unqualified (clean) opinion

- Audited by McKelvey & Russell, LLC
- Auditors are in compliance
  - CPA firm business license is active/compliance
  - CPA license is active

Debt Ratio (TL/TA):

2010	2009
0.0281	0.1182

Current Ratio (CA/CL):

2010	2009
22.3776	4.9031

Working Capital (CA-CL):

2010	2009
\$7,340,724	\$2,903,381

- FY2010 Net Assets as of 06/30/2010 = \$11,889,291
  - \$6,337,189 growth in Net Assets between FY2009 and FY2010
- The audit reports that there have been related party transactions involving due to/from inter-division and affiliates
  - Most of the KIPP schools have incurred expenses on behalf of each other
  - The due to/from are paid off monthly

3 Largest Expenditures:

1. Instruction
2. General administration
3. Acquisition of capital assets

- The audit does not seem to identify a policy to address custodial credit risk for deposits
- The auditors issued an unqualified (clean) opinion

- Audited by McKelvey & Russell, LLC
- Auditors are in compliance
  - CPA firm business license is active/compliance
  - CPA license is active

Debt Ratio (TL/TA):

2010	2009
0.5885	0.7535

Current Ratio (CA/CL):

2010	2009
2.0300	2.2863

Working Capital (CA-CL):

2010	2009
\$430,492	\$292,533

- End of FY2010 Net Assets = \$1,206,693
  - 100% Unrestricted
- End of FY2010 cash and cash equivalents = \$623,418

3 Largest Expenditures:

1. Salaries and benefits
2. Direct student expenses
3. KIPP MAC contribution

- The auditors issued an unqualified (clean) opinion

- Audited by Joseph Decosimo and Company, LLC
- Auditors are in compliance
  - CPA firm business license is active/compliance
  - CPA license is active

Current Ratio (CA/CL):

2010	2009
0.4082	N/A

Working Capital (CA-CL):

2010	2009
-\$352,317	N/A

- Net deficit for Fy2010 as of 06/30/2010 = \$352,317

3 Largest Expenditures:

1. Instruction
2. General administration
3. Improvement of instructional services

- LOA does not have a formal procedure for custodial credit risk for deposits
- Four significant deficiencies were discovered during the audit of ICFR
  - Segregation of Duties
  - Lack of Policy For In-Kind Contributions and Contributed Services
  - Shared QuickBooks General Ledger
  - Preparation of Financial Statements
- The auditors issued an unqualified (clean) opinion

- Audited by Bambo Sonaika CPA, LLC
- Auditors are in compliance
  - CPA firm business license is active/compliance
  - CPA license is active
- At the end of the current fiscal year, note payable had an ending balance of \$256,439
- At the end of the current fiscal year, unreserved fund balance for the general fund was a negative \$313,456
- At the close of the most recent fiscal year -\$485,781 (net deficit)
- FY2009 (net deficit) \$707,458
- Total net assets increased by \$221,677
- Imagine Schools, Inc. made a contribution of \$463,793
- Budgeted expenses exceeded actual expenses by \$219,157 due to higher salary & benefits and direct educational expenses

Debt Ratio (TL/TA):

2010	2009
5.6008	3.1279

Current Ratio (CA/CL):

2010	2009
0.0641	0.2431

Working Capital (CA-CL):

2010	2009
-\$313,456	\$-588,380

3 Largest Expenditures:

1. Basic Instruction
2. Operation of School
3. School Administration

- \$4,202 of student fees were charged in the period ending 06/30/2010
- \$227,761-EMO fees for the period ending 06/30/2010
  - 12% of education revenues

- Marietta Charter School does not have a contingency plan
- MCS does not have a custodial credit risk policy either
- The lessor of the school facility is affiliated with the EMO
- Going concern- the school's current charter will expire on 06/30/2011
  - Marietta City Schools has denied the charter renewal
  - The schools "management"(possibly referring to the EMO) is applying for a charter through the Georgia Charter School Commission
- According to the audit of MCS the school's internal control framework contained 13 significant deficiency's that were reported to management
  - According to the audit all 13 were corrected by the school management
- The auditors issued an unqualified (clean) opinion

- Mountain Education Center has not submitted an audit
  - They have submitted a financial report
- Ending fund balance = \$1,330,019
- Bank Balance 06/30/2010 = \$1,436,741

3 Largest Expenditures:

1. Instruction
2. School Administration
3. Instructional Services

- Audited by Gifford Hillegass & Ingwersen, LLP
- Auditors are in compliance
  - CPA firm business license is active/compliance
  - CPA license is active

Debt Ratio (TL/TA):

2010	2009
0.1101	0.1507

Current Ratio (CA/CL):

2010	2009
8.2170	5.6163

Working Capital (CA-CL):

2010	2009
\$1,026,172	\$978,384

- End of FY2010 Net Assets = \$1,508,323
  - \$1,481,373 Unrestricted
  - Temporarily restricted \$26,950

3 Largest Expenditures:

1. Instructional expenses
2. Facilities expenses
3. General and administrative expenses

- End of FY2010 Cash = \$722,450
- Operating Lease-Facility = \$28,800 for the year ending 06/30/10
  - School leases the facility from Atlanta Public Schools
  - Lease ends 08/31/2016 or if APS needs the school
    - Must provide a 60 days notice
- School has a \$300,000 bank line of credit
- The auditors issued an unqualified (clean) opinion

- Audited financial statements have not been received as of 11/30/2010
- FY2010 Net Assets as of 06/30/2010 = \$484,321
  - 100% Unrestricted

Debt Ratio (TL/TA):

2010	2009
0.8580	N/A

Current Ratio (CA/CL):

2010	2009
0.6154	N/A

Working Capital (CA-CL):

2010	2009
-\$1,125,962	N/A

3 Largest Expenditures:

1. Instruction
2. Improvement of Instructional Services
3. Pupil Services

- Audited by Canady, Richbourg & Woodward, LLP
  - CPA firm business license is not on the Georgia Secretary of State's web site
  - CPA license is active

Debt Ratio (TL/TA):

2010	2009
0.0297	0.0251

Current Ratio (CA/CL):

2010	2009
30.0271	34.0452

Working Capital (CA-CL):

2010	2009
\$1,294,986	\$1,126,048

- Net Assets as of 06/30/2010 = \$1,457,133
  - 100% Unrestricted

3 Largest Expenditures:

1. Instructional expenses
2. Facility expenses
3. Technology expenses

- FY2010 Ending Cash = \$1,210,933
- The school maintains deposits in excess of federally insured limits- custodial credit risk for deposits
- The auditors issued an unqualified (clean) opinion

## Savannah Gateway to College Academy

### Annual Audit Review

- Savannah Gateway to College Academy has not submitted an audit

FY2010 figures reported by the school:

- Total assets = \$5,529,964.53
  - Cash and cash equivalents = \$3,558,652
- Total liabilities = \$2,027,170
  - Encumbrance payable = \$1,704,427
- Fund Balance = \$3,502,794

## South Eastern Early College & Career Academy

### Annual Audit Review

- South Eastern Early College & Career Academy has not submitted an audit
  - They have submitted a financial report

- Audited by Gifford Hillegass & Ingwersen, LLP
- Auditors are in compliance
  - CPA firm business license is active/compliance
  - CPA license is active

Debt Ratio (TL/TA):

2010	2009
0.6013	0.6499

Current Ratio (CA/CL):

2010	2009
5.9185	4.0562

Working Capital (CA-CL):

2010	2009
\$353,210	\$293,801

- Net Assets as of 06/30/2010 = \$871,213
  - 100% Unrestricted

3 Largest Expenditures:

1. Instructional expenses
2. General and administrative expenses
3. Facilities expenses

- Cash balance as of 06/30/2010 = \$425,022
- The school does not have a policy to address custodial credit risks for deposits
- The auditors issued an unqualified (clean) opinion

## Whitfield County Career Academy

### Annual Audit Review

- Whitfield County Career Academy did not submit audited financial statements
- Whitfield County Board of Education sent a letter stating that the Career Academy is not separately audited