

TESTING BRIEF
Winter 2006 Middle Grades Writing Assessment
January 17-20, 2006

Georgia law (O.C.G.A. §20-2-281) states “writing assessments shall be administered to students in grades three, five, eight, and eleven”. The purpose of the Middle Grades Writing Assessment (MGWA) is to assess student achievement in the Quality Core Curriculum objectives in writing and to improve writing and writing instruction. The MGWA provides predictive information to eighth graders about their future writing performance in advance of taking the Georgia High School Writing Test (GHSWT). The percentage of student examinees meeting the On Target or Exceeding Target standards in 2006 ranged from 48% for English Language Learner (ELL) students to 93% for Females. The mean scaled scores for student examinees in 2006 ranged from a 345 for English Language Learners to a 362 for Asian students. The scale score range for the Middle Grades Writing Assessment (MGWA) is 300 to 400. Writing scores are also reported in the following performance levels: Not On Target (300-348), On Target (349-367), and Exceeds Target (368-400).

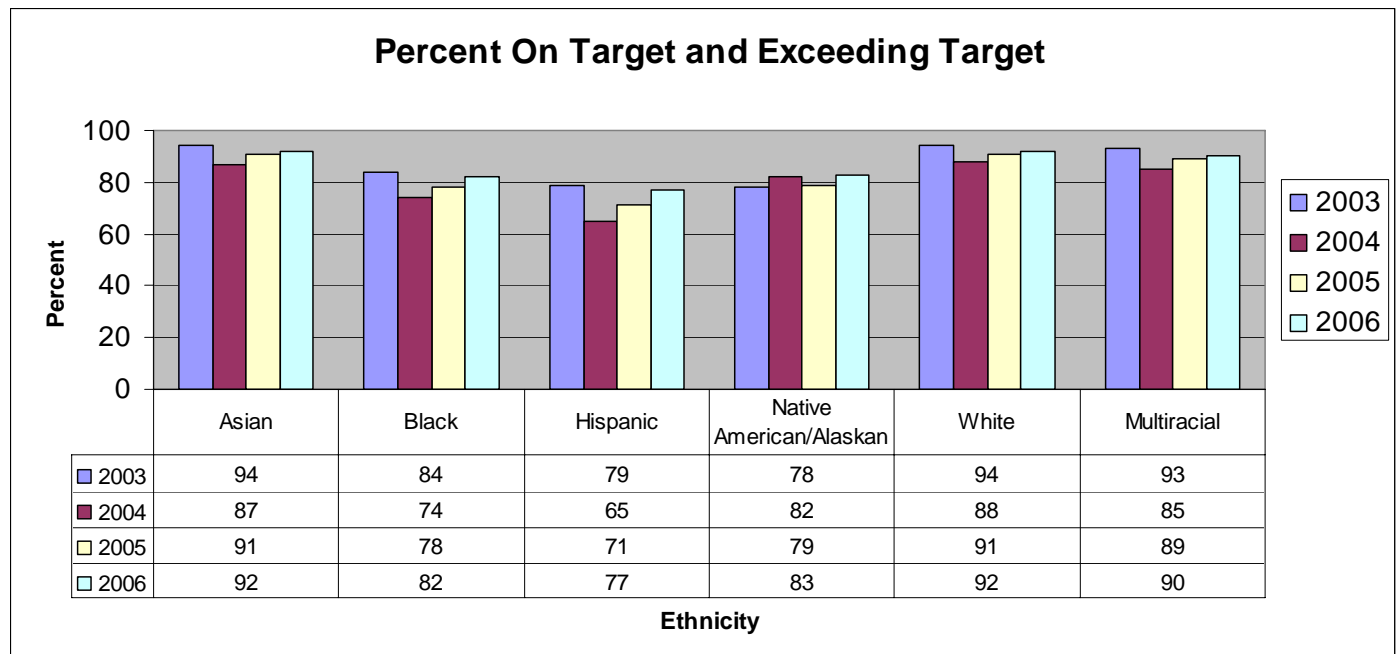
KEY FINDINGS

- A total of **118,009** students were assessed in writing. **Eighty-seven (87)** percent of all students met the On Target or Exceeding Target standards set for writing with a mean scaled score of **357**. This was an **increase of two percentage points** in the number of students meeting the On Target or Exceeding Target standards over last year. The **mean score remained the same** as last year. This group includes all students with scorable papers.
- A total of **12,554** Special Education students were assessed in writing. **Fifty-five (55)** percent of students met the On Target or Exceeding Target standards set for writing with a mean scaled score of **347**. This was an **increase of four percentage points** in the number of students meeting the On Target or Exceeding Target standards over last year. The **mean score was an increase of one point** over last year.
- A total of **2,428** English Language Learner (ELL) students were assessed in writing. **Forty-eight (48)** percent of students met the On Target or Exceeding Target standards set for writing with a mean scaled score of **345**. This was an **increase of six percentage points** in the number of students meeting the On Target or Exceeding Target standards over last year. The mean score was an **increase of one point** over last year.

Table 1
 Percent of On Target and Exceeding Target – Winter 2003-2006 Administrations
 All Standard Administrations

Table 1: All Students Tested					
	2003	2004	2005	2006	Change 2003-2006
All Students Tested:	90%	81%	85%	87%	-3
Regular Education	93%	85%	88%	91%	-2
Asian	94%	87%	91%	92%	-2
Black	84%	74%	78%	82%	-2
Hispanic	79%	65%	71%	77%	-2
Native American/Alaskan	78%	82%	79%	83%	+5
White	94%	88%	91%	92%	-2
Multiracial	93%	85%	89%	90%	-3
Female	94%	87%	90%	93%	-1
Male	85%	75%	79%	82%	-3
Students with Disabilities	57%	43%	51%	55%	-2
English Language Learner	48%	35%	42%	48%	0

Graph 1
 Percent of On Target and Exceeding Target by Ethnicity – Winter 2003-2006 Administration
 All Standard Administrations



Graph 2

Percent of On Target and Exceeding Target by Program – Winter 2003-2006 Administration
All Standard Administrations

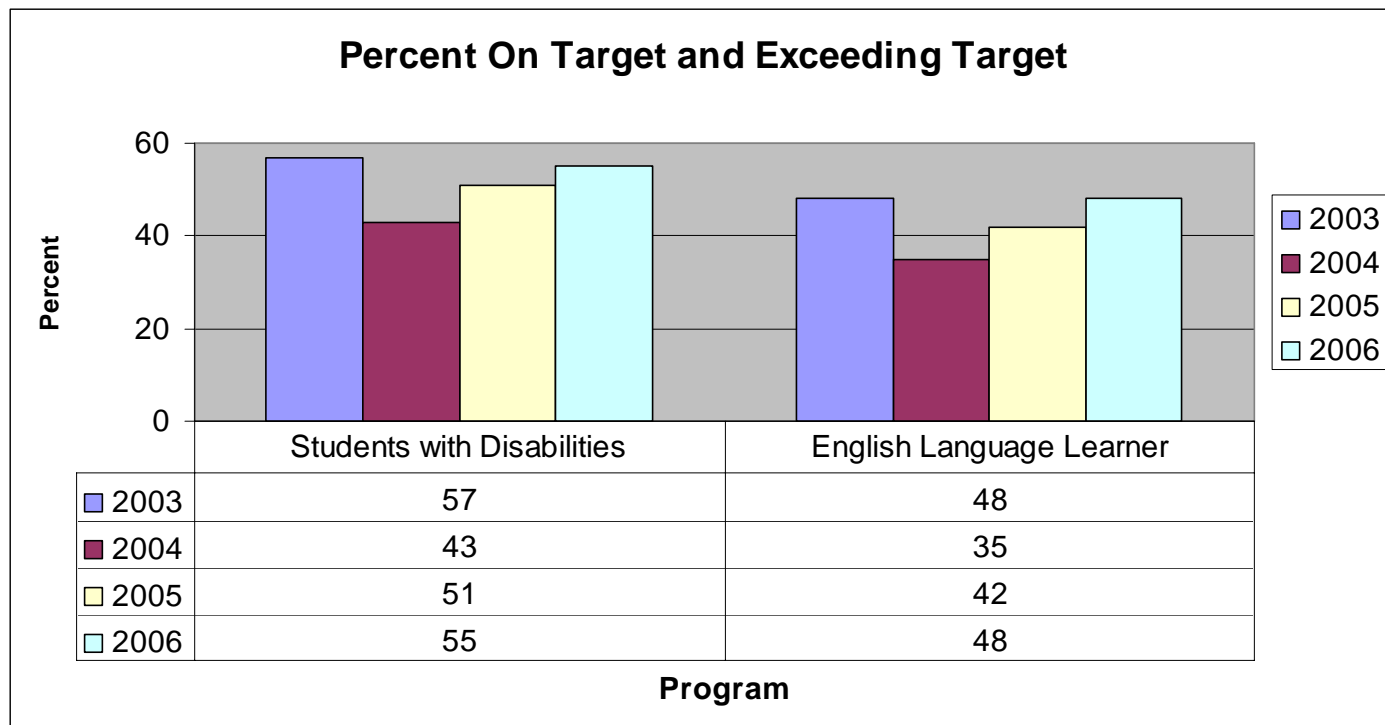
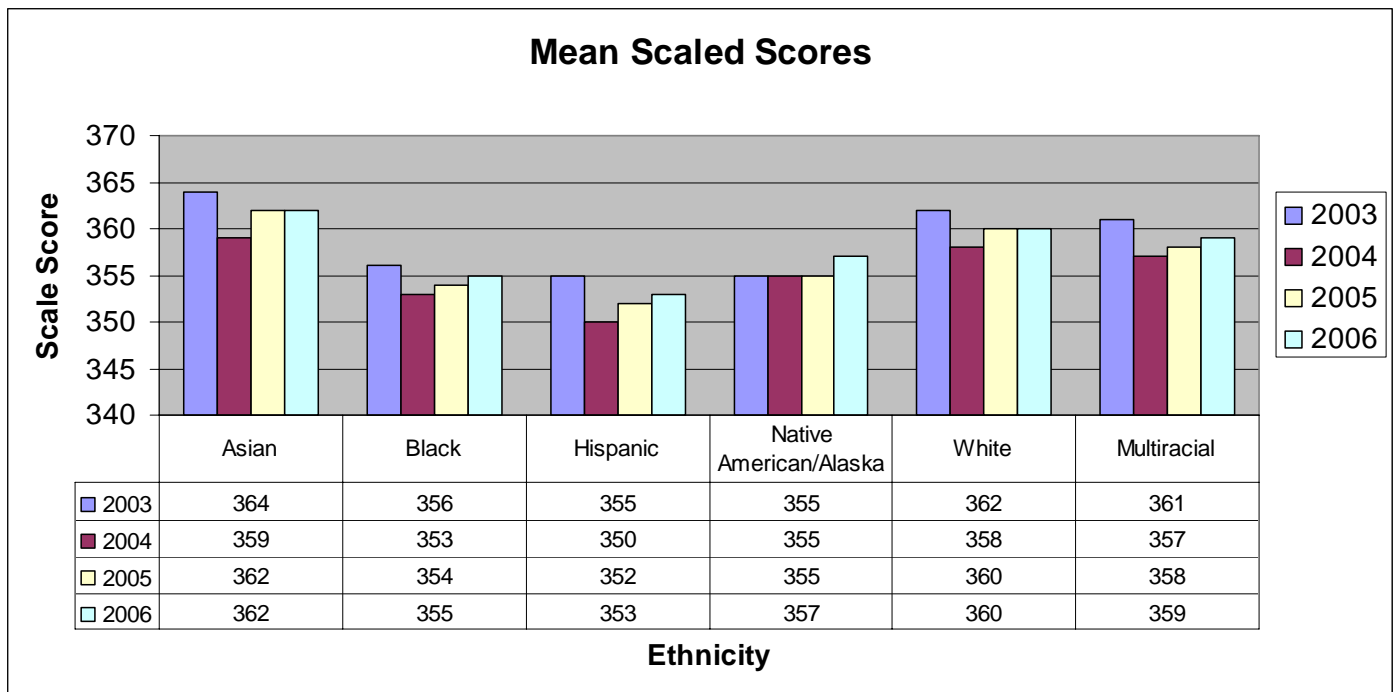


Table 2

Mean Scaled Scores for the MGWA – Winter 2003-2006 Administration
All Standard Administrations

Table 2: All Students Tested					
	2003	2004	2005	2006	Change 2003-2006
All Students Tested:	360	356	357	357	-3
Regular Education	361	357	358	359	-2
Asian	364	359	362	362	-2
Black	356	353	354	355	-1
Hispanic	355	350	352	353	-2
Native American/Alaskan	355	355	355	357	+2
White	362	358	360	360	-2
Multiracial	361	357	358	359	-2
Female	362	358	359	360	-2
Male	357	354	355	355	-2
Students with Disabilities	348	345	346	347	-1
English Language Learner	346	342	344	345	-1

Graph 3
 Mean Scaled Scores by Ethnicity – Winter 2003-2006 Administration
 All Standard Administrations



Graph 4
 Mean Scaled Scores by Program – Winter 2003 -2006 Administration
 All Standard Administrations

