

2004-2005 Remedial Education Program Evaluation

Purpose of the Report

This report is produced in compliance with State Board Rule 160-4-5-.01 Remedial Education for Students in Grades 9-12. The rule requires that “each year the Department of Education (DOE) shall utilize data submitted by local school systems during the regular student records collection process to conduct an evaluation of Remedial Education Programs (REP). By September of each year, the DOE shall report the achievement results of all students who received instructional services through the REP in the content area(s) in which the students were served”.

Summary of Findings

While detailed findings are reported in the ‘Study Outcomes’ section of this report, the following are the general findings from this initial examination of REP students:

- For ninth and tenth grade students, the largest number of students were enrolled in math only remediation type programs (as opposed to reading only, writing only, or any combination of the three)
- The largest number of REP students taking the Georgia High School Graduation Test (GHS GT) were eleventh grade students participating in the math portion of the assessment. There were a small number of REP students participating in the GHS GT in the twelfth grade, as the majority of students would have passed these portions of the assessment in the eleventh grade.
- In general, for the REP students, higher pass rates on system assessments were found for tenth grade students than for ninth grade students. These scores ranged between two and sixteen percentage points (2001-02 Both Reading & Math, and 2001-02 Writing Only courses, respectively).
- Outcomes of the GHS GT demonstrate that:
 - For 2002-03, eleventh grade students demonstrated higher pass rates than twelfth grade students;
 - In 2003-04, the majority of REP students (between 67 and 100 percent), successfully passed the portions of the GHS GT relevant to REP students under the current rule; and,
 - A similar pattern was seen for 2004-05 REP students – the majority of REP students (between 69 and 85 percent), successfully passed the portions

of the GHS GT relevant to REP students. The exception to this pattern was the results of twelfth grade REP students on the Writing GHS GT, where the pass rate was 44%.

Background of Remedial Education Programs

The Remedial Education Program (REP) is an instructional program designed for students in grades 9-12 who have identified deficiencies in reading, writing, and math. The REP provides individualized basic skills instruction as mandated by Georgia law in the areas of reading, mathematics, and writing.

As stated in the Guidance associated with Board Rule 160-4-5-.01, the REP instructional staff is generally comprised of a Program Coordinator and REP teachers. The role of the Program Coordinator includes the following:

- Accepting responsibility for program planning
- Including principals, teachers, and parents in program development
- Ensuring that REP staff needs are included in system staff development plans
- Assisting principals in assessing needs of teachers and of students
- Offering leadership in evaluating effectiveness of the program
- Reporting effectiveness results to parents, REP staff, principals, and the superintendent; and,
- Forwarding required data to the Georgia Department of Education

The REP teachers are required to meet the appropriate certification requirements as defined by the Professional Standards Commission (PSC) and be fully qualified to teach each of the content areas.

Also according to the associated Guidance, students in grades 9-12 are deemed eligible for REP if they meet two or more of the following criteria:

- The student has been through the formal student support team process as specified in Rule 160-4-2-.32 Student Support Team, and has documented evidence to support the placement in remedial education.
- The student is receiving services under Title 1 Part A of the Elementary and Secondary Education Act of 1965, as amended by the No Child Left Behind Act of 2002.

- The student has been recommended by the teacher who has documented any of the following student information:
 - Low performance in reading, or mathematics
 - Inability to verbally express ideas or to write or dictate a meaningful sentence.
- Current standardized test information in the student file indicates the student has a score at or below the 25th percentile in reading, writing, or mathematics.
- Eighth grade Criterion Referenced Competency Test (CRCT) scores indicate the student has a score in the “Does Not Meet” category in reading, English/language arts, or mathematics.

Conversely, ineligible students are those who are currently receiving instruction under a special education program designed to address the student’s specific deficiencies.

In terms of the eligibility by school population, no more than 25 percent of the school’s full-time equivalent (FTE) population in eligible grades is eligible for REP. However, if a school has more than 50 percent of its students receiving free or reduced price meals, the school may provide REP services for up to 35 percent of the school’s FTE population in grades 9-12.

Review of Literature

A recent report from the Center on Education Policy (CEP) (August, 2005) examines issues surrounding high school exit exams. A portion of the study looks at state participation in preparation and remediation programs. The results of the CEP survey “suggests that states are making greater efforts to prepare students for exit exams and provide remediation to students who are struggling to pass” (p.47). Of the twenty-five participating states¹, seventeen states require their school districts to provide remediation to students. However, only seven of these states (not including Georgia) require students to attend remediation programs. Interestingly, of those states that did not require students to attend remediation, three states – Indiana, Louisiana, and Massachusetts – make students ineligible for appeals or waivers unless they attend. This point may be of particular interest to Georgia, as the state begins to consider the amendment of the REP rule, to partner with the proposed amendment of the High School Graduation Test Waiver Rule, which will similarly require students to participate in remediation prior to being permitted to apply for a waiver on any portion of the Georgia High School Graduation Test (GHS GT).

Study Methodology

The data for this report was gathered from Student Records data submitted annually by school systems. While remedial education courses are specifically coded in Student Records, for the purposes of this study the data was examined at the REP student level rather than at the course level. The reason for examining the data at the student level as opposed to

course level is that school systems have the option of using ‘regular’ program courses (per course coding) as remedial courses, without changing the course code. Thus, if the data were analyzed at the course level only, the outcome would be misleading, as many REP students would not be captured in the final tallies.

Students are therefore coded to reflect the type of course(s) in which they are enrolled. These courses include the following six options: Remedial Reading; Remedial Math; Remedial Writing; or a combination of these courses – Remedial Reading & Math; Remedial Reading & Writing; and, Remedial Writing & Math.

The DOE Administrative Technology staff was then able to provide student achievement data for each REP student, in accordance with reporting requirements of Rule 160-4-5-.01, Remedial Education. Achievement data for REP students could then be compared, where applicable, with achievement data for all Georgia students.

Remedial Education Program Students

The following tables show the number of students enrolled in remedial education programs statewide from 2001-02 to 2004-05 by type of course.. As highlighted in the table, consistently the largest numbers of students were enrolled in ‘Math Only’ programs, and greater enrollment is demonstrated for grade 9 than for grade 10, across all courses. Additionally, the 2004-05 school year appears to have the least amount of students enrolled in REP courses in comparison to the previous three years.

Table 1
9th and 10th Grade Enrollment in
Remedial Education Programs – 4-Year Trends

	2001-02		2002-03		2003-04		2004-05	
	9	10	9	10	9	10	9	10
Both Reading & Writing	1,634	683	1,932	842	1,952	887	1,520	954
Both Reading & Math	4,642	1,517	4,665	1,572	4,893	1,593	3,670	871
Both Writing & Math	466	197	365	121	324	176	371	148
Math Only	5,514	2,664	5,759	2,824	5,738	2,962	4,900	2,297
Reading Only	4,752	1,638	4,945	2,023	5,480	2,345	4,108	1,654
Writing Only	419	215	321	168	265	146	458	272
Totals	17,436	6,924	17,996	7,560	18,661	8,119	15,036	6,206

Table 2, which presents data for students in grades eleven and twelve, demonstrates the number of REP students

participating in the ELA, Math, and Writing portions of the GHSGT for 2002-03 to 2004-05.²

Table 2
Number of 11th and 12th Grade REP Students
Participating in Various Sections of the GHSGT &
GHSWT – 3-Year Trends

	2002-03		2003-04		2004-05	
	11	12	11	12	11	12
ELA	4,347	337	3,883	1	3,673	N/A
Math	4,405	622	3,883	1	3,644	N/A
Writing	N/A	N/A	2,866	3	3,387	551

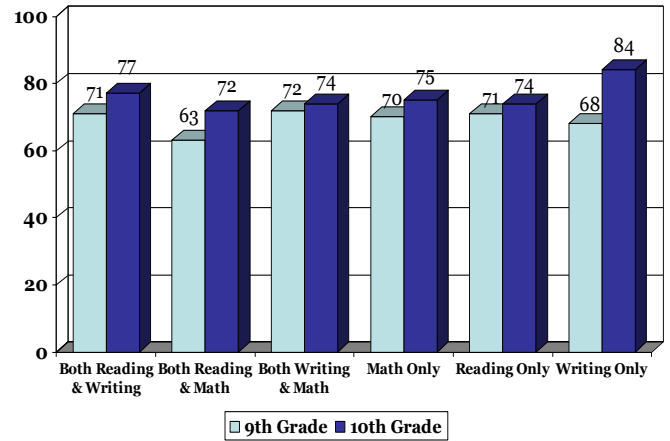
Table 3
Number and Percentage of Students Not Passing
Various Sections of the GHSGT & GHSWT
(Statewide Data – 1st Time Test Takers)

	2002-03		2003-04		2004-05	
	N	%	N	%	N	%
ELA	3,804	5	4,826	6	4,281	5
Math	6,087	8	6,454	8	4,282	8
Writing	9,511	12	9,986	12	9,343	11

Study Outcomes

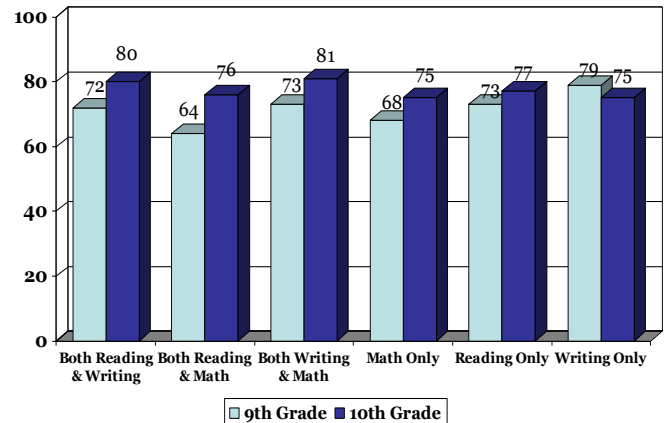
The first portion of this study examines the pass rates for the 9th and 10th grade REP students. As previously stated, REP students in grades nine and ten may be placed in any one of six REP courses – Remedial Reading & Writing, Remedial Reading & Math, Remedial Writing & Math, Remedial Math, Remedial Reading, and Remedial Writing. Charts 1 through 4 show the percentage of 9th and 10th grade students passing each of these courses for the 2001-02 through 2004-05 school year. In general, higher pass rates for these courses were found for 10th grade students than for 9th grade students. The pass rates ranged between two (2001-02 Both Reading and Math) and 16 percentage points (2001-02 Writing Only). The exceptions to this finding are the Writing Only course for 2002-03, and the Writing & Math course for 2003-04.

Chart 1
2001-02 Percentages of Students
Passing REP Courses



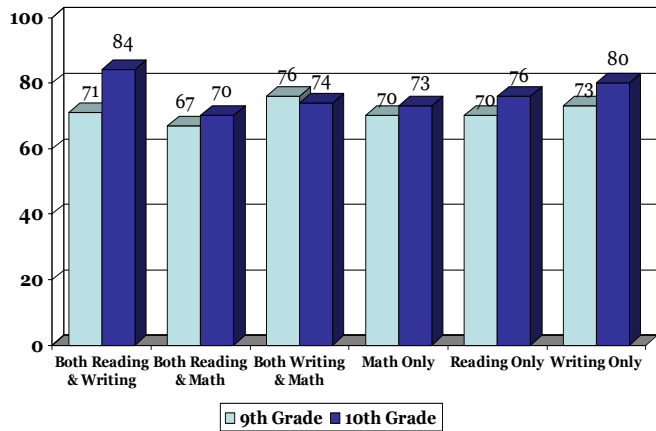
2001-02

Chart 2
2002-03 Percentages of Students
Passing REP Courses



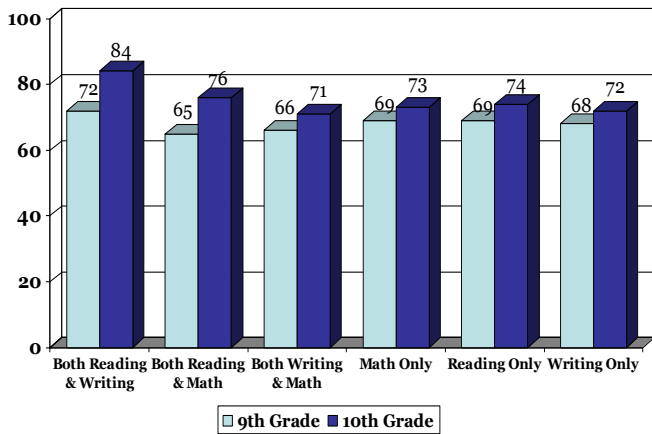
2002-03

Chart 3
2003-04 Percentages of Students Passing REP Courses



2003-04

Chart 4
2004-05 Percentages of Students Passing REP Courses



2004-05

For the upper grades, the following table depicts student achievement on the GHSGT for the years 2002-03 to 2004-05.

Chart 5
Percentage of 11th Grade REP Students Passing Relevant Sections of the GHSGT & GHSWT

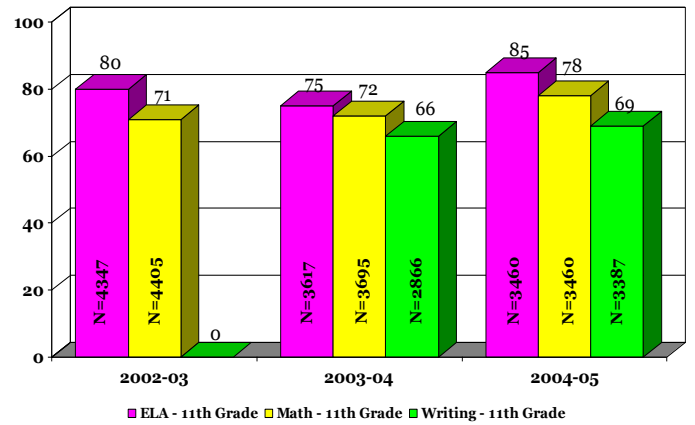
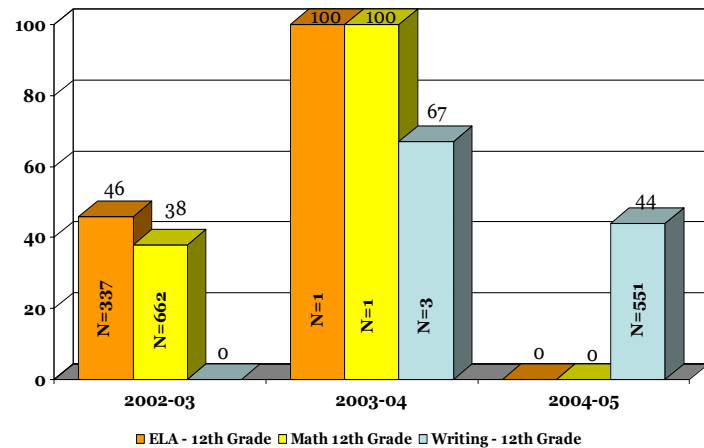


Chart 6
Percentage of 12th Grade REP Students Passing Relevant Sections of the GHSGT & GHSWT



In 2002-03, 11th grade REP students demonstrated higher pass rates than their 12th grade counterparts in both ELA and Math (80% and 71% versus 46% and 38%). In 2003-04, the majority of REP students successfully passed their relevant portions of the GHSGT. A similar trend can be seen for 2004-05, with the exception of the results of 12th grade REP students on the Writing portion of the assessment (44% pass rate).

The results of this report support the need for remediation, as the data demonstrate that students participating in remediation education programs are able to demonstrate higher pass rates after participation in REP.

Policy Implications

The amendment of Rule 160-4-5-.01 is being considered to support the amendment of Rule 160-1-3-.09 Waivers of High School Graduation Assessments, which sets forth the requirement that a student must receive remediation in the GHSGT area in which he/she did not pass prior to being eligible to apply for a waiver. Proposed amendments to the rule include:

- The expansion of eligibility requirements to incorporate students in grades 9-12 who have identified deficiencies in any of the core content areas, including English/language arts, science, and social studies. Specifically,
 - Students whose End-of-Course Test (EOCT) scores indicate that the student has a score in the “Does Not Meet” category on any subject assessed by the EOCT; and,
 - Students whose current GHSGT scores indicate that the student has a score in the “Fail” category on any portion of the GHSGT or GHSWT.

If these proposed amendments are implemented, it is likely that the number of students enrolled in science and social studies REP courses will be greater than the current enrollment for reading, writing, and mathematics courses. This prediction is made in light of the fact that the Science and Social Studies GHSGT have proven to be the most challenging for students, and thus have the highest failure rates. Thus, while an average of approximately 4,000 REP students participated in the ELA and math GHSGT, it is likely that twice that number will need to participate in remedial programs for science and social studies. Similar increases would be likely for 9th and 10th grade students as well. The following table demonstrates the number and percentage of students that did not pass various portions of the EOCT in 2002-03 and 2003-04.

**Table 4
Number and Percentage of Students Failing Portions
of the End-of-Course Tests (Statewide Data)**

	2003-04		2004-05	
	N	%	N	%
Algebra I	42,634	40	44,483	37
Geometry	22,389	37	19,332	35
9th Grade Literature	19,886	23	17,460	19
American Literature	7,467	11	4,176	6
Biology	22,662	27	19,070	22
Physical Science	25,525	40	20,725	32
US History	25,621	37	18,703	25
Economics	21,787	56	16,570	41

Given these proposed amendments, future evaluations will provide GHSGT test data for REP students in each of the

GHSGT areas, including science and social studies, as well as EOCT results for REP students.

For more information regarding the contents of this policy report, contact:

Sheril R. Smith, Ph.D.
Policy, Research and Evaluation Analyst
Policy Division
2053 Twin Towers East
Atlanta, GA 30334
(404) 651-7586

The Policy Division at the Georgia Department of Education is comprised of former K-12 educators, college faculty, and policy practitioners with expertise in policy analysis, education research, evaluation, and project management. The division's principal function is to coordinate the development of policy, research, and evaluation projects for the Department of Education. Often these tasks are accomplished by leading and facilitating dialogue among teams of experts from the DOE, other state education agencies, and education research organizations, with the ultimate goal of producing research-based recommendations to the Superintendent of State Schools.

¹ The states participating in this survey include: Alabama, Alaska, Arizona, California, Florida, Georgia, Idaho, Indiana, Louisiana, Maryland, Massachusetts, Minnesota, Mississippi, Nevada, New Jersey, New Mexico, New York, North Carolina, Ohio, South Carolina, Tennessee, Texas, Utah, Virginia, and Washington.

² The N/A listing in the table for grades 11 & 12 Writing in the 2002-03 school year is due to the fact that the collection of Writing data for AYP purposes did not begin until the 2003-04 school year, and thus was not available in 2002-03. N/A data for 12th grade ELA and math represents true missing data – there were no 12th grade REP students taking these assessments for 2004-05 – likely because they passed the assessments while in the 11th grade.

References

Center for Education Policy (2005). *States Try Harder, But Gaps Persist – High School Exit Exams 2005, August 2005*. Washington, D.C.

Appendix A
2001-02 and 2002-03
Number of Students Enrolled (N) and Percentage of Students Passing (%)
Various REP Programs by School System

System Name	Grade	2001-02												2002-03											
		Both Reading & Writing		Both Reading & Math		Both Writing & Math		Math Only		Reading Only		Writing Only		Both Reading & Writing		Both Reading & Math		Both Writing & Math		Math Only		Reading Only		Writing Only	
		N	%	N	%	N	%	N	%	N	%	N	%	N	%	N	%	N	%	N	%	N	%	N	%
Appling County	9			12	91.67			3	100.00	18	94.44					6	83.33			15	93.33	18	77.78		
Atkinson County	9							15	73.33	6	83.33									11	81.82	4	25.00		
Atlanta City	9	177	83.82	294	72.99	5	80.00	535	78.81	524	78.01	2	100.00			609	76.13			592	81.34	463	78.24		
Bacon County	9			12	66.67			18	94.44	5	80.00					22	54.55			16	62.50	14	78.57		
Baldwin County	9	35	77.14	5	20.00			24	20.83	29	37.93					2	100.00			26	42.31	41	70.73		
Banks County	9			8	75.00			6	83.33	7	85.71					10	70.00			11	72.73	10	90.00		
Barrow County	9			1	100.00			111	76.52	5	100.00					2	100.00	59	78.64			96	70.37	33	79.04
Bartow County	9	45	100.00	46	96.15			55	96.77					43	60.69	33	38.89	29	56.94	50	60.06	11	90.91		
Ben Hill County	9			20	70.00			10	100.00	26	88.46			13	100.00	35	74.29			13	69.23				
Berrien County	9			60	71.67			18	61.11	26	57.69					26	57.69			31	51.61	35	57.14		
Bibb County	9							59	55.93							85	63.33			1	0.00				
Bleckley County	9	1	100.00	1	100.00	1	100.00	9	88.89	4	100.00	7	57.14	3	100.00	11	100.00	5	100.00	1	100.00			4	100.00
Brantley County	9	24	62.50			20	75.00	10	80.00					16	81.25			32	75.00	44	72.73				
Bremen City	9			3	33.33			1	100.00	16	100.00											1	100.00	5	100.00
Brooks County	9			16	100.00			25	100.00	30	100.00					19	68.42			17	58.82	42	83.33		
Bryan County	9	10	30.00	8	50.00			16	77.78	5	100.00			3	66.67	10	52.38			25	51.32	14	64.29		
Buford City	9	15	26.67					6	0.00					13	76.92					6	50.00				
Bulloch County	9	15	80.00							46	64.51					8	62.50			5	60.00	34	71.21		
Burke County	9	45	66.67	11	36.36	13	46.15	9	33.33					33	57.58	10	10.00			16	37.50				
Butts County	9	3	100.00	37	54.05			1	0.00							40	55.00			1	0.00	4	50.00		
Calhoun City	9	1	100.00																						
Calhoun County	9							21	95.24					6	83.33					3	100.00				
Camden County	9	34	76.47	10	90.00			36	72.22	1	100.00			20	95.00	36	83.33			65	92.31				
Candler County	9			29	100.00	15	0.00	2	100.00			2	0.00			11	90.91			10	90.00	6	100.00	14	85.71
Carroll County	9			39	85.00			68	92.97	17	46.43					62	56.36			79	83.95	14	66.67		
Carrollton City	9									32	90.63											29	93.10		
Cartersville City	9	12	33.33	7	0.00			10	60.00	29	65.52	3	33.33			64	46.88			1	0.00				
Catoosa County	9			52	76.56			42	83.18	26	85.12			6	66.67	35	82.84			53	77.22	22	78.07		
Charlton County	9							2	50.00																
Chatham County	9	2	50.00	127	55.18			191	53.67	246	52.39	2	0.00			125	45.22			204	43.41	285	52.26	4	100.00
Chattooga County	9			19	47.37			30	70.00	15	60.00					3	66.67			3	66.67	30	73.33		
Cherokee County	9			85	90.91	25	100.00	104	93.75	4	66.67	19	100.00	12	100.00	72	74.83			48	86.76	21	85.00	14	57.14
Chickamauga City	9			5	80.00			6	66.67	2	100.00									12	91.67	2	100.00		
Clarke County	9																								
Clayton County	9			262	45.93			516	55.56	459	55.71					219	39.43			325	48.48	499	53.05		
Clinch County	9																			1	100.00	7	100.00		
Cobb County	9	281	74.75	285	71.31			564	68.73					418	85.86	198	79.48	12	88.89	560	79.46	81	82.80	17	83.33
Coffee County	9	20	80.00	41	70.73			30	60.00	5	100.00			29	65.52	26	53.85			25	64.00				
Colquitt County	9	39	82.05	109	74.31			78	73.08					36	66.67	102	60.78			41	51.22				
Columbia County	9			4	100.00			2	100.00	10	85.00			1	100.00	23	43.18	4	75.00	50	55.98	23	56.52		
Commerce City	9							12	100.00							7	100.00								

System Name	Grade	2001-02												2002-03											
		Both Reading & Writing		Both Reading & Math		Both Writing & Math		Math Only		Reading Only		Writing Only		Both Reading & Writing		Both Reading & Math		Both Writing & Math		Math Only		Reading Only		Writing Only	
		N	%	N	%	N	%	N	%	N	%	N	%	N	%	N	%	N	%	N	%	N	%	N	%
Lamar County	9							13	92.31	23	95.65					3	100.00			15	73.33	16	87.50		
Lanier County	9			10	90.00			2	50.00	9	88.89					16	75.00			18	66.67	7	85.71		
Laurens County	9	4	75.00	27	71.67	2	50.00	14	54.17	21	80.63	6	50.00			22	81.18			46	79.17	24	89.47		
Lee County	9			19	52.63			19	68.42	12	66.67					14	42.86			10	40.00	13	53.85		
Liberty County	9	11	72.73	10	66.67	4	75.00	13	61.54	1	0.00	3	33.33	20	90.00					9	77.78				
Lincoln County	9							1	100.00																
Long County	9			30	46.67			4	100.00	9	55.56					14	42.86			27	37.04	21	47.62		
Lowndes County	9			2	50.00			30	80.00	25	84.00					7	71.43			22	63.64	32	71.88		
Lumpkin County	9	20	70.00	22	50.00			14	35.71							6	66.67			20	40.00	8	75.00		
Macon County	9			1	100.00			3	66.67	3	66.67					6	50.00			13	38.46	16	87.50		
Madison County	9	64	65.63					68	52.94					19	52.63					93	70.97				
Marietta City	9	2	50.00	1	0.00	8	87.50	4	75.00	1	100.00			1	0.00					74	85.14				
McDuffie County	9	22	63.64	23	43.48			21	61.90	2	50.00			39	79.49	44	47.73			24	62.50				
McIntosh County	9			1	100.00					38	71.05											123	85.37		
Meriwether County	9			19	100.00			7	91.67	38	98.15					60	92.57								
Miller County	9	3	66.67	3	100.00	1	100.00	2	100.00																
Mitchell County	9	2	50.00	9	66.67			13	61.54	40	75.00			43	41.86	8	37.50			19	31.58				
Monroe County	9			31	61.29			25	76.00	5	100.00			1	100.00	24	66.67			27	77.78	21	76.19	1	100.00
Montgomery County	9	11	72.73					4	75.00	4	50.00			3	100.00					14	64.29	1	100.00		
Morgan County	9																								
Murray County	9	14	35.71					6	16.67	18	50.00			40	62.50			1	100.00	1	0.00				
Muscogee County	9			559	74.80											381	71.10					2	0.00		
Newton County	9			104	49.92			41	33.33	2	0.00			30	34.00	28	22.22	1	0.00	73	69.67	15	80.36	1	100.00
Oconee County	9					5	100.00	5	60.00			9	88.89			8	75.00			8	87.50	6	66.67	1	100.00
Oglethorpe County	9	6	100.00			4	100.00			3	100.00			1	100.00	18	100.00			33	100.00	1	100.00		
Paulding County	9			70	36.55			52	51.67	48	81.77					72	52.07			176	55.90	29	75.74		
Peach County	9							4	25.00													4	75.00		
Pelham City	9			13	76.92			11	45.45	13	69.23					17	58.82			23	73.91	10	60.00		
Pickens County	9	1	0.00	16	62.50			14	100.00	18	88.89	3	100.00			1	0.00			21	57.14				
Pierce County	9	4	50.00	12	91.67					6	100.00	1	0.00	40	75.00							8	87.50		
Pike County	9			17	52.94			14	78.57	27	62.96					6	83.33			1	0.00	31	64.52		
Polk County	9	33	98.00	119	100.00			31	100.00							5	100.00			43	100.00	9	100.00	1	100.00
Pulaski County	9			21	61.90			3	100.00	10	70.00					13	84.62			12	100.00	7	85.71		
Rabun County	9			6	83.33			5	80.00	13	46.15							6	83.33	9	55.56	3	66.67	5	80.00
Randolph County	9	8	87.50	1	100.00	6	83.33	8	62.50	52	63.46	2	50.00									72	72.22		
Richmond County	9	73	61.52	65	47.34	51	37.58	290	47.64	114	61.36	86	28.82	118	75.45	73	53.21	8	50.00	271	43.96	79	49.13	60	83.91
Rockdale County	9			153	53.06									1	0.00							238	85.79		
Schley County	9															3	33.33								
Screven County	9					30	100.00									1	0.00	32	84.38						
Seminole County	9			18	61.11			11	63.64	14	64.29	6	16.67	1	100.00					51	50.98				
Social Circle City	9			5	0.00			3	33.33							17	94.12								
Spalding County	9	45	82.44	13	84.52	27	60.71	57	77.41	49	66.81	47	87.33					76	71.97	83	78.31			98	77.79
Stephens County	9			16	56.25			8	100.00	29	86.21					11	63.64			18	66.67	16	75.00		
Stewart County	9	10	20.00	17	41.18			3	66.67	5	60.00					1	0.00					9	22.22		
Sumter County	9	50	34.00	49	28.57			6	50.00	28	60.71			97	47.58	38	81.58			18	66.67				
Talbot County	9	8	100.00	6	50.00			3	66.67							28	42.86			11	81.82	6	66.67		
Taliaferro County	9																					6	100.00		
Tattnall County	9			22	45.45			29	62.07	44	63.64					34	67.65			30	60.00	22	81.82		
Taylor County	9			1	100.00			15	60.00	11	63.64			12	83.33					7	71.43				

System Name	Grade	2001-02												2002-03												
		Both Reading & Writing		Both Reading & Math		Both Writing & Math		Math Only		Reading Only		Writing Only		Both Reading & Writing		Both Reading & Math		Both Writing & Math		Math Only		Reading Only		Writing Only		
		N	%	N	%	N	%	N	%	N	%	N	%	N	%	N	%	N	%	N	%	N	%	N	%	
Telfair County	9			85	64.71					2	50.00					74	75.68					2	100.00			
Terrell County	9			38	78.95										60	83.33										
Thomas County	9			56	85.87			16	75.00	13	91.67			28	57.14	76	57.57			7	57.14	5	66.67			
Thomason-Upson County	9	13	61.54	15	60.00	5	60.00	27	77.78	10	60.00	5	80.00	8	62.50	23	73.91	12	75.00	28	82.14	5	40.00	2	50.00	
Thomasville City	9			7	57.14	20	65.00	2	100.00			14	50.00					2	100.00				4	50.00		
Tift County	9							15	82.14	98	67.35									1	100.00	86	100.00			
Toombs County	9			24	45.83			28	75.00	22	81.82				8	62.50			37	86.49	15	86.67				
Towns County	9							19	84.21	16	87.50				4	100.00			22	100.00	8	87.50				
Treutlen County	9			6	83.33					6	100.00				10	50.00			7	42.86	7	57.14				
Troup County	9			30	29.97			19	48.53	7	90.00				1	100.00	1	100.00	114	82.14						
Turner County	9			21	66.67			9	88.89	18	72.22	3	33.33			13	100.00			4	100.00	14	92.86			
Twiggs County	9			11	72.73			14	64.29	12	75.00											56	55.36			
Union County	9																									
Valdosta City	9			53	73.58			24	58.33	43	88.37					24	66.67			46	80.43	19	68.42			
Vidalia City	9			1	100.00	3	66.67	1	100.00	1	100.00	6	83.33	1	100.00	17	64.71	2	100.00	9	88.89	6	83.33	4	100.00	
Walker County	9			18	55.56			41	48.78	13	63.33					16	62.50			44	63.64	21	80.95			
Walton County	9					140	46.27							35	77.14							30	60.00			
Ware County	9	115	79.13											98	86.60					6	100.00					
Washington County	9	1	100.00	39	58.97			4	25.00							51	66.67									
Wayne County	9	11	81.82	6	100.00	3	33.33	8	62.50	10	70.00	8	50.00	2	50.00	5	40.00	2	100.00	10	90.00	19	42.11	3	100.00	
Wheeler County	9							3	100.00	35	54.29					24	66.67			15	86.67	7	57.14			
White County	9			46	91.30										11	100.00			18	88.89	11	81.82	1	100.00		
Whitfield County	9			18	55.56			12	83.33	68	63.75					3	66.67					18	83.75			
Wilcox County	9	4	100.00					4	75.00	3	100.00			4	75.00					2	100.00					
Wilkes County	9			29	34.48									5	40.00	33	24.24			37	64.86	2	100.00			
Wilkinson County	9	21	80.95	10	90.00	1	100.00	2	50.00	1	100.00			12	83.33	16	100.00	2	100.00	11	63.64	7	85.71			
Worth County	9	11	54.55	2	0.00			7	0.00					52	46.15	15	46.67			20	55.00	1	100.00			
Appling County	10											5	100.00			1	100.00							1	0.00	
Atkinson County	10							3	66.67	1	0.00											1	100.00			
Atlanta City	10	67	72.37	61	99.63			211	96.58	163	88.31					178	83.28			293	84.40	318	88.52			
Bacon County	10			5	80.00			5	100.00	4	75.00					8	87.50			16	62.50	4	100.00			
Baldwin County	10			1	100.00			2	0.00	2	0.00															
Banks County	10			6	66.67			4	50.00	20	70.00					1	0.00			2	100.00	14	71.43			
Barrow County	10							6	87.50	7	71.43			1	100.00	2	50.00			8	35.71	15	80.00			
Bartow County	10			2	100.00									26	92.31	31	93.15			41	80.74					
Ben Hill County	10			23	73.91			11	81.82	15	86.67			21	95.24	14	50.00			1	100.00					
Berrien County	10			47	74.47			10	70.00	6	50.00					24	83.33			46	71.74	32	84.38			
Bibb County	10							2	100.00							3	100.00									
Bleckley County	10	2	100.00	5	60.00	2	50.00	8	87.50	9	77.78	9	88.89	2	100.00	5	100.00	1	100.00	10	100.00			4	100.00	
Brantley County	10	9	44.44	2	100.00	2	50.00	6	50.00					16	75.00			1	0.00	5	80.00					
Bremen City	10									1	0.00											11	90.91	3	100.00	
Brooks County	10			3	100.00			9	100.00	27	100.00					6	50.00			25	56.00	14	100.00			
Bryan County	10	1	100.00					2	100.00					3	66.67	2	100.00			9	67.50	2	100.00			
Buford City	10	4	50.00					1	100.00					3	0.00											
Bulloch County	10	2	100.00							3	0.00											9	88.89			
Burke County	10																									
Butts County	10							1	100.00																	
Calhoun City	10	3	100.00	2	100.00			2	100.00							8	100.00									

System Name	Grade	2001-02												2002-03												
		Both Reading & Writing		Both Reading & Math		Both Writing & Math		Math Only		Reading Only		Writing Only		Both Reading & Writing		Both Reading & Math		Both Writing & Math		Math Only		Reading Only		Writing Only		
		N	%	N	%	N	%	N	%	N	%	N	%	N	%	N	%	N	%	N	%	N	%	N	%	
Calhoun County	10							16	81.25					2	50.00	1	0.00			7	85.71					
Camden County	10	4	100.00																							
Candler County	10			1	100.00	42	64.29	1	100.00			7	57.14							3	100.00	3	66.67	6	83.33	
Carroll County	10			1	100.00					17	65.97					4	16.67			10	65.56	1	0.00			
Carrollton City	10									11	54.55															
Cartersville City	10	4	25.00	7	71.43			9	77.78	13	76.92	1	100.00			23	78.26			2	100.00					
Catoosa County	10			23	86.74			20	81.25	13	85.71					13	100.00			62	94.79	6	83.33			
Charlton County	10	7	85.71					5	20.00					16	87.50			1	100.00	1	0.00					
Chatham County	10			54	23.72			31	63.64	61	44.92	2	100.00			8	87.50			43	52.78	26	57.38			
Chattooga County	10			8	100.00			17	82.35	9	77.78					11	63.64			23	82.61	8	87.50			
Cherokee County	10			39	88.89	20	100.00	73	92.86	2	100.00	8	100.00	5	100.00	29	100.00			59	88.36	19	56.86	3	100.00	
Chickamauga City	10															5	80.00			4	75.00	2	100.00			
Clayton County	10			17	85.56			111	67.37	92	72.42					4	50.00			53	76.61	26	68.43			
Clinch County	10	1	100.00					1	100.00	4	25.00									2	50.00	4	100.00			
Cobb County	10	170	85.14	149	79.59			339	83.32					148	87.79	65	81.47			299	83.48	24	74.62	14	100.00	
Coffee County	10	22	54.55	30	56.67			12	58.33	1	0.00															
Colquitt County	10	22	59.09	53	60.38			32	65.63					43	69.77	84	67.86			61	77.05					
Columbia County	10									4	66.67					10	58.33	1	100.00	26	84.03	31	45.00			
Commerce City	10							4	50.00							2	100.00			12	100.00					
Cook County	10																									
Coweta County	10							23	82.24	35	93.48					5	100.00			21	52.78	8	80.00	2	100.00	
Crawford County	10	2	50.00	6	83.33			2	100.00	16	68.75	2	50.00	1	100.00	6	66.67			1	100.00	3	66.67	1	100.00	
Crisp County	10	1	100.00							3	100.00			2	50.00								108	81.48		
Dalton City	10			1	0.00			12	66.67							3	100.00			12	100.00					
Dawson County	10									4	100.00									2	100.00			12	66.67	
Decatur City	10			3	100.00	9	100.00	3	100.00	1	100.00	2	100.00			1	0.00	1	100.00	17	58.82					
Decatur County	10			23	65.22			24	87.50	35	82.86			27	88.89	30	80.00			20	95.00					
DeKalb County	10			16	16.67			204	61.02	73	78.78					5	50.00			141	74.22	55	71.06			
Dodge County	10							19	68.42	8	62.50					1	100.00			10	100.00	8	87.50			
Dooly County	10			1	100.00			4	100.00	14	64.29	6	83.33									1	100.00			
Dougherty County	10			2	100.00			12	77.38	15	85.19					1	0.00			5	33.33	16	54.38			
Douglas County	10																									
Dublin City	10			29	86.21			1	100.00	4	75.00					34	94.12					2	100.00			
Early County	10	2	50.00	5	100.00			49	89.80					1	100.00					41	87.80	1	100.00			
Echols County	10	1	100.00	4	100.00			3	100.00							2	100.00			3	100.00	6	100.00			
Effingham County	10	2	50.00	6	50.00			13	58.75	21	75.91			1	100.00	2	0.00			5	50.00	17	31.25			
Elbert County	10	1	0.00	28	64.29			18	72.22	12	83.33			6	100.00	9	22.22			7	57.14	2	50.00			
Emanuel County	10									2	100.00					7	100.00			6	100.00	29	81.17			
Evans County	10			4	100.00											13	84.62									
Fannin County	10													4	75.00	6	50.00									
Fayette County	10									6	50.00			1	100.00							10	45.24			
Floyd County	10									5	55.56					4	100.00			15	60.00	25	90.48			
Forsyth County	10	3	0.00					1	100.00	1	100.00	1	100.00	33	78.89	3	100.00			18	100.00	12	77.27	7	100.00	
Franklin County	10									11	100.00			2	100.00	6	83.33			2	100.00	5	80.00			
Fulton County	10	38	76.29	38	59.82			281	66.09	205	63.98			102	77.20	91	70.27	1	100.00	239	66.90	96	75.04	9	86.67	
Gilmer County	10							24	75.00							1	100.00			22	86.36	1	0.00			
Glascock County	10			3	66.67			2	100.00	3	66.67											6	33.33			
Glynn County	10			11	63.64			1	100.00	6	25.00					3	100.00			18	90.00	15	66.67			
Greene County	10							2	100.00	30	100.00					16	100.00			6	100.00	5	100.00			

System Name	Grade	2001-02												2002-03											
		Both Reading & Writing		Both Reading & Math		Both Writing & Math		Math Only		Reading Only		Writing Only		Both Reading & Writing		Both Reading & Math		Both Writing & Math		Math Only		Reading Only		Writing Only	
		N	%	N	%	N	%	N	%	N	%	N	%	N	%	N	%	N	%	N	%	N	%	N	%
Gwinnett County	10	24	100.00	25	82.14	37	70.00	249	92.52	33	87.50	55	95.00			22	92.78	49	55.32	119	44.00	97	51.60	21	49.31
Habersham County	10			7	85.71			11	72.73	2	0.00					6	83.33			16	50.00	5	80.00		
Hancock County	10							2	50.00	4	75.00	2	0.00							7	85.71				
Haralson County	10															13	76.92			16	75.00			1	0.00
Harris County	10	1	100.00					1	0.00							2	50.00			4	100.00	5	100.00		
Hart County	10															7	71.43			1	100.00	12	83.33		
Heard County	10			7	85.71					30	96.67			4	100.00	1	0.00			4	75.00	1	100.00		
Henry County	10			37	53.75			104	62.59			7	33.33			26	76.36			140	79.14				
Houston County	10							2	100.00	67	88.20											155	100.00		
Irwin County	10									21	80.95											32	81.25		
Jackson County	10			5	80.00			10	50.00							6	66.67			11	85.00				
Jasper County	10			12	75.00			4	25.00	6	83.33					24	75.00			2	100.00	12	91.67		
Jeff Davis County	10									12	100.00					12	66.67			14	85.71	8	87.50		
Jefferson City	10	5	100.00											1	100.00							8	75.00		
Jefferson County	10							3	100.00							1	100.00					15	73.33		
Jenkins County	10			2	100.00					3	100.00			1	100.00							94	100.00		
Johnson County	10									1	100.00											14	64.29		
Jones County	10			5	80.00			5	80.00	11	90.91	1	100.00	1	100.00	1	100.00								
Lamar County	10			3	66.67			7	100.00	10	90.00									8	87.50	19	100.00		
Lanier County	10			5	100.00			2	50.00	13	92.31					6	83.33			5	80.00	5	100.00		
Laurens County	10			17	96.67			17	87.86	19	96.67	1	100.00			12	83.33			32	97.73	30	86.34		
Lee County	10			7	85.71			9	55.56	12	91.67					6	83.33			12	58.33	1	100.00		
Liberty County	10	1	0.00	5	100.00	3	100.00	12	81.82	1	100.00	10	90.00	1	100.00										
Lincoln County	10							3	100.00											1	100.00				
Long County	10			14	35.71			6	50.00	4	75.00					5	100.00			14	78.57	13	61.54		
Lowndes County	10			1	100.00			23	91.30	3	100.00					7	85.71			27	74.07	19	89.47		
Lumpkin County	10	19	84.21	4	50.00	1	100.00	1	0.00							5	100.00			9	77.78	9	88.89		
Macon County	10							5	60.00	17	58.82					4	50.00			3	0.00	6	50.00		
Madison County	10	32	75.00											25	88.00					30	93.33				
Marietta City	10	6	83.33	1	100.00	3	66.67	7	57.14	1	0.00	3	66.67							16	68.75				
McDuffie County	10	5	80.00	7	85.71			3	66.67					14	71.43	9	88.89			13	84.62	1	100.00		
McIntosh County	10			1	0.00			3	100.00	19	73.68											68	94.12		
Meriwether County	10			1	100.00					2	100.00					1	100.00								
Miller County	10							2	50.00					1	100.00										
Mitchell County	10	1	100.00	4	50.00			4	75.00	15	66.67			8	75.00					8	62.50				
Monroe County	10			1	0.00			9	88.89							21	61.90			17	82.35	5	80.00		
Montgomery County	10	2	100.00					8	87.50	1	0.00			7	57.14					5	40.00	3	100.00		
Morgan County	10																					1	100.00		
Murray County	10	9	55.56					6	50.00	2	0.00			4	25.00										
Muscogee County	10			271	76.58											197	77.16								
Newton County	10			1	0.00			2	0.00					31	90.32	7	100.00	1	100.00	10	80.00	1	100.00		
Oconee County	10																	5	100.00	3	100.00			5	80.00
Oglethorpe County	10													5	100.00	3	100.00	4	100.00	6	100.00	2	100.00		
Paulding County	10			17	64.24			36	55.56	13	52.78					17	59.26			51	60.86	22	80.77		
Peach County	10					1	0.00	5	20.00	2	100.00					1	100.00					1	100.00		
Pelham City	10			9	77.78			9	88.89	15	93.33					9	100.00			2	100.00	7	85.71		
Pickens County	10			9	77.78	1	0.00	15	93.33	1	0.00	5	80.00	1	0.00	10	60.00			15	66.67	15	66.67	2	50.00
Pierce County	10	8	75.00					1	100.00	12	83.33	3	66.67	1	100.00							7	100.00		
Pike County	10			1	0.00			10	90.00	11	100.00			5	80.00	6	100.00			6	66.67	15	73.33		

System Name	Grade	2001-02												2002-03											
		Both Reading & Writing		Both Reading & Math		Both Writing & Math		Math Only		Reading Only		Writing Only		Both Reading & Writing		Both Reading & Math		Both Writing Math		Math Only		Reading Only		Writing Only	
		N	%	N	%	N	%	N	%	N	%	N	%	N	%	N	%	N	%	N	%	N	%	N	%
Polk County	10	33	100.00			1	100.00	43	100.00							1	100.00			27	100.00				
Pulaski County	10			9	100.00			4	75.00	7	100.00					4	100.00			2	100.00	3	66.67		
Rabun County	10			5	80.00			5	100.00	6	100.00					3	100.00			7	57.14	4	100.00		
Randolph County	10	6	100.00			14	100.00	14	85.71	1	100.00	14	85.71									48	93.75		
Richmond County	10	48	60.71	101	48.02	33	82.76	147	84.06	70	65.69	48	81.91	84	74.47	45	72.04	3	100.00	167	72.29	68	86.17	24	84.85
Rockdale County	10			12	68.89																	55	100.00		
Rome City	10	1	100.00					3	66.67					9	22.22					4	50.00				
Schley County	10															9	77.78								
Screven County	10									3	100.00							2	50.00						
Seminole County	10			3	33.33			5	80.00	7	85.71	1	100.00			1	100.00			15	86.67	4	50.00		
Social Circle City	10													1	100.00	3	100.00								
Spalding County	10	6	80.00	3	100.00	8	75.00	12	100.00	14	90.91	8	85.71					33	83.75	38	93.55			29	92.37
Stephens County	10			1	100.00			8	25.00	6	83.33					5	40.00			9	44.44	13	76.92		
Stewart County	10	2	0.00	1	0.00			9	44.44	8	37.50					1	0.00			6	66.67	6	50.00		
Sumter County	10	10	70.00	3	66.67			2	50.00	10	70.00			12	100.00	4	75.00			15	80.00				
Talbot County	10													8	62.50	5	60.00			4	50.00	5	80.00		
Taliaferro County	10															1	100.00			4	100.00	1	100.00		
Tattnell County	10			15	73.33			13	69.23	63	84.13					7	85.71			18	83.33	32	93.75		
Taylor County	10			1	100.00			5	80.00	2	50.00			16	68.75							1	100.00		
Telfair County	10			42	76.19											53	75.47					1	100.00		
Terrell County	10			31	87.10											80	93.75								
Thomas County	10	1	100.00	7	100.00			4	50.00	2	100.00	1	100.00			8	37.50			1	0.00	2	50.00		
Thomason-Upson County	10	12	83.33	7	42.86	6	83.33	18	88.89	4	75.00	6	66.67	11	90.91	2	100.00	1	100.00	15	66.67	6	50.00	2	100.00
Thomasville City	10							1	0.00									10	90.00	1	100.00			6	66.67
Tift County	10							37	43.24	1	0.00			7	28.57					36	44.44				
Toombs County	10			9	77.78			20	70.00	11	90.91					3	33.33			19	47.37	16	37.50		
Towns County	10							7	57.14	8	75.00									8	75.00	1	100.00		
Treutlen County	10															6	66.67					6	83.33		
Troup County	10			1	0.00															3	100.00				
Turner County	10			12	58.33			2	0.00	14	85.71	2	100.00							2	50.00				
Twiggs County	10			2	50.00			3	100.00	5	60.00														
Valdosta City	10							8	25.00	1	100.00														
Vidalia City	10	2	100.00			1	100.00							1	0.00	3	100.00	2	50.00	1	100.00	1	100.00	6	83.33
Walker County	10							1	100.00	1	100.00														
Walton County	10					10	72.22													1	100.00	18	66.67		
Ware County	10	57	77.19											68	67.65							4	100.00		
Washington County	10			6	66.67											39	84.62								
Wayne County	10	4	75.00	2	100.00	3	100.00	4	100.00	2	100.00	4	100.00	7	100.00	5	80.00	3	100.00	10	80.00	5	100.00	3	66.67
Wheeler County	10			2	50.00			3	66.67	9	77.78					7	100.00			8	87.50	3	100.00		
White County	10			25	72.00									3	66.67	18	61.11	1	100.00	5	100.00	7	71.43	7	85.71
Whitfield County	10			2	100.00			30	77.75	18	88.89					1	100.00								
Wilcox County	10	4	100.00					5	80.00	4	100.00	1	100.00	10	100.00					6	100.00	3	100.00		
Wilkes County	10													2	50.00	15	73.33			23	86.96	1	100.00		
Wilkinson County	10	15	86.67	17	88.24			1	0.00	3	100.00			19	68.42	8	75.00	1	100.00	7	71.43				
Worth County	10	1	100.00					2	100.00					5	100.00					1	100.00				

Appendix B
2003-04 and 2004-05
Number of Students Enrolled (N) and Percentage of Students Passing (%)
Various REP Programs by School System

System Name	Grade	2003-04												2004-05														
		Writing Only		Both Reading & Writing		Both Reading & Math		Both Writing & Math		Math Only		Reading Only		Writing Only		Both Reading & Writing		Both Reading & Math		Both Writing & Math		Math Only		Reading Only		Writing Only		
		N	%	N	%	N	%	N	%	N	%	N	%	N	%	N	%	N	%	N	%	N	%	N	%	N	%	N
Appling County	9					14	85.71			8	87.50	19	89.47					9	66.67			10	90.00	15	86.67			
Atkinson County	9									1	100.00	26	57.69					2	50.00			27	92.59	18	83.33			
Atlanta City	9			37	47.22	230	71.18			561	80.35	465	78.86	5	75.00	110	51.50	153	59.02	2	50.00	367	76.34	229	80.71	72	45.00	
Bacon County	9					3	66.67			26	46.15	5	80.00					3	66.67			7	28.57	2	0.00			
Baldwin County	9					6	83.33					43	81.40					25	64.00			115	70.43	18	66.67	1	100.00	
Banks County	9					12	75.00			6	66.67	11	81.82					1	100.00			3	66.67					
Barrow County	9			7	85.71	23	74.34			88	69.20	15	100.00					37	63.57			35	77.14	34	92.42			
Bartow County	9			50	100.00	38	100.00	5	100.00	51	100.00	27	100.00			2	100.00	2	100.00	25	100.00	17	100.00	1	100.00			
Ben Hill County	9					36	100.00			9	100.00	16	100.00					19	78.95			8	87.50	15	93.33			
Berrien County	9			12	83.33	8	50.00	7	71.43	10	60.00	12	83.33	12	75.00	16	75.00			2	100.00	17	58.82			6	83.33	
Bibb County	9			119	36.02	20	50.00			3	25.00	93	40.77			23	85.71							114	58.43	2	0.00	
Bleckley County	9	4	100.00			26	100.00			24	100.00							1	100.00									
Brantley County	9			2	100.00			5	20.00	20	80.00	1	100.00	6	83.33	25	100.00											
Bremen City	9	5	100.00			2	100.00											4	100.00			2	100.00	5	100.00			
Brooks County	9					22	77.27			8	100.00	39	71.79			5	60.00	3	100.00	2	100.00	10	90.00			7	100.00	
Bryan County	9					12	77.78			17	77.78	17	100.00					20	85.00			7	57.14	6	100.00			
Buford City	9			10	80.00					16	75.00					17	64.71	6	83.33	2	50.00							
Bulloch County	9			32	68.75	1	0.00			8	50.00	11	56.25			1	0.00											
Burke County	9					19	31.58			10	10.00	26	53.85					18	33.33			10	50.00	26	57.69			
Butts County	9					7	28.57			1	0.00	47	57.45										50	44.00				
Calhoun City	9											49	87.76											1	100.00			
Calhoun County	9					3	100.00			3	100.00											9	44.44					
Camden County	9			3	66.67	19	84.21			43	93.02							17	70.59			33	54.55	17	76.47			
Candler County	9	14	85.71			17	58.82			27	66.67	4	75.00					15	66.67			3	66.67	21	66.67			
Carroll County	9					60	54.50			67	74.55	13	76.92					8	58.33			35	81.94	64	71.40			
Carrollton City	9											22	95.45															
Cartersville City	9					58	41.38			6	50.00							81	72.84			15	86.67	8	100.00			
Catoosa County	9			20	60.00	30	58.39	1	100.00	41	70.22	13	84.62					2	50.00			5	40.00					
Charlton County	9																											
Chatham County	9	4	100.00	1	0.00	433	33.08	1	100.00	79	53.33	53	29.93					141	31.71			106	39.46	187	39.87	2	50.00	
Chattooga County	9											42	69.05											49	75.51			
Cherokee County	9	14	57.14			126	75.50			100	72.13	90	87.70					155	35.48			113	56.95	169	57.62			
Chickamauga City	9							4	75.00	3	100.00											22	90.91					
Clarke County	9									86	55.24																	
Clayton County	9					241	46.54			352	61.00	434	55.80					361	54.67			331	57.60	318	62.45			
Clinch County	9											16	100.00											12	75.00	3	33.33	
Cobb County	9	17	83.33	46	77.92	34	81.67	1	100.00	232	85.42	876	81.37			185	83.55	260	70.55	91	75.99	599	80.08	156	80.94	28	68.06	
Coffee County	9			48	47.92	45	73.33			20	65.00	1	100.00					17	47.06			30	53.33	47	61.70			
Colquitt County	9			44	75.00	100	56.00			27	55.56					31	67.74	40	50.00			69	63.77					

System Name	Grade	2003-04												2004-05													
		Writing Only		Both Reading & Writing		Both Reading & Math		Both Writing & Math		Math Only		Reading Only		Writing Only		Both Reading & Writing		Both Reading & Math		Both Writing & Math		Math Only		Reading Only		Writing Only	
		N	%	N	%	N	%	N	%	N	%	N	%	N	%	N	%	N	%	N	%	N	%	N	%	N	%
Columbia County	9			6	50.00	25	64.00			31	77.42	14	75.00	1	0.00			37	51.35			28	64.29	25	80.00		
Commerce City	9									17	100.00							9	100.00								
Cook County	9											24	58.33			1	0.00							25	72.00		
Coweta County	9					5	60.00			4	16.67	25	60.00	8	75.00	4	50.00					13	46.15			2	50.00
Crawford County	9									1	0.00	47	76.60					11	90.91			20	85.00	8	100.00		
Crisp County	9	7	71.43	42	52.38	2	100.00	18	66.67	47	72.34			39	66.67	74	45.95	1	100.00	8	25.00	66	51.52	23	78.26		
Dalton City	9			1	0.00	24	87.50			32	90.63	1	0.00					1	100.00			39	33.33				
Dawson County	9	9	88.89	1	100.00			16	56.25	11	63.64									25	64.00	12	75.00			14	64.29
Decatur City	9			35	65.71											5	40.00	1	0.00	10	30.00	3	33.33			8	50.00
Decatur County	9			33	90.91	29	75.86			46	89.13					28	71.43	42	88.10			38	84.21				
DeKalb County	9					223	52.12			654	58.77	483	56.03					156	69.82			254	64.79	563	69.70		
Dodge County	9					12	58.33			18	66.67	14	78.57					14	35.71			45	82.22	12	50.00		
Dooly County	9					30	43.33			4	100.00	8	62.50			11	63.64	12	58.33	21	57.14	8	100.00			3	66.67
Dougherty County	9					309	48.60	1	100.00	63	41.72	42	61.22	1	0.00	1	100.00	195	42.15			20	53.75	11	58.75	1	0.00
Douglas County	9			3	100.00	39	86.67	1	100.00	67	88.38	36	95.30	1	100.00	23	77.92	72	88.98	5	60.00	60	84.67	16	71.82	5	80.00
Dublin City	9					38	78.95			3	100.00	13	61.54			10	100.00	9	100.00			20	100.00			2	100.00
Early County	9			4	75.00	7	85.71			29	75.86							19	52.63			14	85.71	38	71.05		
Echols County	9							10	60.00	3	100.00			12	83.33			2	50.00			12	75.00				
Effingham County	9			6	83.33					14	35.71							6	66.67			4	75.00	70	55.71		
Elbert County	9			111	80.18			4	75.00	11	36.36							5	80.00			3	33.33	7	85.71	1	100.00
Emanuel County	9			46	86.67	11	81.82					1	100.00	1	100.00	27	54.09										
Evans County	9			26	88.46	5	60.00									17	100.00										
Fannin County	9	8	100.00	3	66.67	2	100.00	50	94.00	29	93.10	2	100.00	5	100.00					4	100.00	14	100.00	3	100.00	7	100.00
Fayette County	9	2	0.00	1	100.00	1	100.00					70	88.24	27	67.86	65	66.81							61	76.19		
Floyd County	9					60	46.16			100	62.96	30	66.41			17	56.67	12	66.67	25	68.18	101	79.96			48	87.53
Forsyth County	9			14	100.00	12	100.00	2	50.00	14	57.14	1	100.00														
Franklin County	9			55	36.36							7	28.57			37	83.78	35	45.71					1	0.00		
Fulton County	9	10	66.67	198	60.03	319	49.39	2	50.00	355	63.61	217	67.06			158	59.58	252	37.17	12	34.00	538	50.69	111	49.54	25	76.95
Gilmer County	9									28	92.86											2	100.00	52	100.00		
Glascoc County	9																										
Glynn County	9					31	69.05			36	64.38	49	63.72							61	52.93	20	73.33			102	61.40
Greene County	9					6	66.67			8	75.00	15	86.67	1	0.00												
Gwinnett County	9	45	65.71	42	56.48	98	71.49	61	70.28	258	70.11	326	60.07	21	77.88			3	50.00	14	44.44	53	71.44	167	62.61	33	48.20
Habersham County	9			11	54.55	23	60.87			41	65.85	12	58.33					7	71.43			2	50.00	24	50.00		
Hall County	9																	46	69.67			46	65.19	82	82.92		
Hancock County	9					20	45.00			22	86.36	14	57.14					18	55.56			15	66.67	8	50.00		
Haralson County	9					16	56.25	1	100.00	23	82.61	13	76.92	3	33.33			12	100.00			20	100.00	31	100.00		
Harris County	9			8	87.50					5	80.00					1	100.00	6	16.67			23	56.52	7	57.14		
Hart County	9									32	59.38	7	71.43					18	33.33			72	61.11	14	71.43		
Heard County	9					5	80.00			17	64.71							2	100.00			13	61.54				
Henry County	9					51	92.59			102	84.71	5	100.00							17	93.33	5	75.00			13	58.33
Houston County	9					62	81.94			45	72.75	231	82.05	1	100.00			115	90.00			65	80.00	114	90.00		
Irwin County	9											21	95.24					15	93.33			9	77.78	11	81.82		
Jackson County	9			2	100.00	35	45.71			4	75.00	2	100.00					8	87.50								
Jasper County	9					1	100.00																				
Jeff Davis County	9					28	92.86			14	92.86	38	86.84	1	0.00			36	77.78			27	77.78	24	91.67		

System Name	Grade	2003-04												2004-05													
		Writing Only		Both Reading & Writing		Both Reading & Math		Both Writing & Math		Math Only		Reading Only		Writing Only		Both Reading & Writing		Both Reading & Math		Both Writing & Math		Math Only		Reading Only		Writing Only	
		N	%	N	%	N	%	N	%	N	%	N	%	N	%	N	%	N	%	N	%	N	%	N	%	N	%
Jefferson City	9			5	100.00	5	80.00			4	75.00					11	100.00	6	50.00			1	100.00				
Jefferson County	9					35	71.43			4	50.00	3	66.67									5	80.00	12	66.67		
Jenkins County	9					1	0.00					1	100.00					2	50.00			5	80.00	12	66.67		
Johnson County	9					11	90.91			9	88.89	20	95.00					4	100.00			2	100.00	3	66.67		
Jones County	9	1	100.00	4	100.00	55	61.82											28	64.29								
Lamar County	9									15	60.00	17	70.59					9	55.56			9	44.44	6	50.00		
Lanier County	9					9	22.22			10	50.00	9	77.78									3	66.67	1	0.00		
Laurens County	9					10	100.00	15	66.67	20	71.57	31	83.87	29	72.41			26	89.13			14	85.71	64	72.10		
Lee County	9							40	77.50	17	70.59			23	95.65			17	100.00								
Liberty County	9			3	66.67					3	66.67																
Lincoln County	9																										
Long County	9					22	54.55			21	42.86	31	64.52					13	46.15			5	80.00	12	83.33		
Lowndes County	9									17	88.24	27	55.56					5	60.00	1	0.00	16	68.75	213	73.24	3	66.67
Lumpkin County	9					15	40.00			41	46.34	19	57.89					19	100.00			10	100.00	9	100.00		
Macon County	9					21	23.81			31	41.94	24	50.00					9	22.22			6	33.33	44	45.45		
Madison County	9			12	66.67	9	55.56			19	73.68	6	33.33														
Marietta City	9			18	72.22	4	50.00	1	100.00	54	79.63	20	70.00					29	72.41			62	74.19	76	75.00	1	100.00
McDuffie County	9			33	66.67	43	51.16			22	72.73	2	0.00			8	87.50	15	40.00			20	90.00				
McIntosh County	9					1	0.00					64	90.63			2	100.00	39	74.36			6	16.67				
Meriwether County	9					24	100.00	1	100.00							1	100.00	1	100.00			5	100.00	2	100.00		
Miller County	9															5	100.00										
Mitchell County	9			92	64.13	4	100.00			5	60.00	4	50.00			56	51.79							8	25.00		
Monroe County	9	1	100.00			18	100.00			38	78.95	15	100.00														
Montgomery County	9					6	83.33			5	60.00					3	66.67										
Morgan County	9			42	57.14							5	20.00														
Murray County	9			53	66.04					1	100.00	1	0.00														
Muscogee County	9					386	75.69											14	37.78			23	48.68	74	77.86	1	100.00
Newton County	9	1	100.00	32	87.10	32	59.63			112	77.19	11	63.64			17	60.42	10	90.00			106	62.13	8	62.50		
Oconee County	9	1	100.00			10	90.00			4	100.00	21	85.71									10	83.33				
Oglethorpe County	9					8	62.50			20	55.00	24	66.67	1	0.00			10	80.00			45	68.89				
Paulding County	9					77	53.73			218	62.43	66	65.42					60	71.45			114	76.64	65	69.71		
Peach County	9																										
Pelham City	9					21	100.00			9	100.00	16	100.00					15	100.00			7	100.00	15	100.00		
Pickens County	9									37	81.08	1	100.00			15	80.00					12	75.00				
Pierce County	9			40	95.00	11	100.00			4	75.00	2	100.00	1	100.00					1	100.00	8	37.50			20	65.00
Pike County	9											39	66.67											1	0.00		
Polk County	9	1	100.00	24	100.00	17	100.00			25	100.00					33	100.00					9	100.00				
Pulaski County	9									6	50.00	8	75.00					9	77.78			13	92.31	8	100.00		
Rabun County	9	5	80.00			7	71.43			7	85.71	5	80.00					9	66.67			7	85.71	8	62.50		
Randolph County	9			1	0.00	39	74.36					16	62.50			15	73.33	17	52.94			38	76.32	4	75.00		
Richmond County	9	60	83.91	117	68.24	74	65.14	3	75.00	365	62.32	26	66.67	33	72.73	81	74.07	49	55.10	2	100.00	96	66.68	3	100.00	11	72.73
Rockdale County	9											113	89.44			69	78.05					6	83.33	7	85.71		
Schley County	9					1	100.00			4	100.00	8	37.50					11	72.73			1	0.00	1	0.00		
Screven County	9							33	72.73									31	87.10	4	75.00			1	100.00		
Seminole County	9							19	42.11	10	50.00							1	0.00								
Social Circle City	9					5	100.00			9	100.00	12	100.00			18	100.00	6	100.00			4	100.00				

System Name	Grade	2003-04												2004-05													
		Writing Only		Both Reading & Writing		Both Reading & Math		Both Writing & Math		Math Only		Reading Only		Writing Only		Both Reading & Writing		Both Reading & Math		Both Writing & Math		Math Only		Reading Only		Writing Only	
		N	%	N	%	N	%	N	%	N	%	N	%	N	%	N	%	N	%	N	%	N	%	N	%	N	%
Spalding County	9	98	77.79			158	94.58					26	6.82			9	81.25	78	56.21	1	0.00	58	57.76	112	77.54	14	93.75
Stephens County	9					2	100.00			3	100.00	58	68.97					21	4.76			27	0.00	10	0.00		
Stewart County	9			2	100.00	3	66.67			6	50.00	3	0.00														
Sumter County	9			75	72.54	1	100.00			4	50.00					5	100.00	18	90.00			7	100.00	1	100.00		
Talbot County	9					17	58.82			20	85.00	11	72.73			14	85.71					5	80.00	1	100.00		
Taliaferro County	9					6	100.00			3	100.00	1	100.00					1	100.00			7	57.14	1	0.00		
Tattall County	9					30	46.67			21	61.90	38	65.79					19	68.42			28	71.43	20	65.00		
Taylor County	9					2	50.00			6	66.67	17	76.47	1	100.00			1	100.00			9	100.00	9	77.78		
Telfair County	9					4	75.00					34	79.41					13	69.23			4	100.00	8	75.00		
Terrell County	9					51	100.00			5	100.00	4	100.00			1	100.00	21	57.14	4	100.00	21	90.48	1	100.00	6	100.00
Thomas County	9			1	0.00	77	53.65			5	0.00	6	30.00					62	82.50	25	100.00	1	0.00	4	50.00		
Thomaston-Upson County	9	2	50.00	27	96.30	10	90.00	7	100.00	22	95.45	4	75.00	2	100.00	9	77.78	7	85.71			19	68.42				
Thomasville City	9	4	50.00																								
Tift County	9									1	100.00	84	76.19					5	20.00			29	68.97	15	80.00		
Toombs County	9			14	78.57	2	0.00			30	63.33	4	25.00			6	50.00	8	75.00			29	75.86	4	50.00		
Towns County	9									18	100.00																
Treutlen County	9															6	66.67							1	100.00		
Troup County	9					17	100.00			33	100.00	42	100.00					219	67.68			17	33.33				
Turner County	9					15	93.33			13	92.31	24	87.50									5	100.00	3	100.00		
Twiggs County	9											41	56.10			7	85.71	6	83.33			7	100.00				
Union County	9			1	100.00																						
Valdosta City	9					24	54.17			15	73.33	34	58.82					12	50.00			29	41.38	8	75.00		
Vidalia City	9	4	100.00	2	100.00	10	90.00	14	71.43	10	80.00	2	100.00	2	100.00	16	56.25	4	75.00	6	66.67	6	100.00	1	100.00	6	83.33
Walker County	9			14	71.43	49	63.69	1	100.00	50	72.44	35	78.85	2	100.00			26	80.43	1	0.00	29	28.85	24	50.00		
Walton County	9			77	62.74	6	50.00			64	64.06	1	100.00	1	100.00			18	27.78			68	57.07	27	77.78	4	100.00
Ware County	9			86	70.93	30	63.33			17	76.47					138	57.97										
Washington County	9					47	100.00											49	73.47					4	100.00		
Wayne County	9	3	100.00	2	100.00	71	73.24			13	92.31	53	88.68											72	75.00		
Wheeler County	9									1	100.00	27	81.48					12	100.00			4	100.00	6	0.00		
White County	9	1	100.00	4	100.00	2	50.00			25	72.00	6	100.00			23	69.57										
Whitfield County	9			11	72.73					12	58.33					9	77.78					11	72.73				
Wilcox County	9			13	84.62	1	100.00			2	100.00	1	100.00									4	100.00				
Wilkes County	9					68	54.41											1	100.00			73	64.38	1	0.00		
Wilkinson County	9			9	88.89	8	62.50			8	100.00	3	100.00									15	66.67				
Worth County	9			59	54.24	27	51.85			24	75.00					28	71.43	26	42.31			42	38.10				
Appling County	10	1	0.00																			6	33.33	1	100.00	1	100.00
Atkinson County	10									8	75.00	4	100.00									14	78.57	6	66.67		
Atlanta City	10			35	100.00	57	78.06			242	82.41	329	92.60	7	83.33	142	97.66	42	81.98	1	100.00	147	79.45	208	79.36	55	61.03
Bacon County	10																										
Baldwin County	10																					3	66.67	1	100.00		
Banks County	10					7	71.43			3	66.67	7	100.00					3	100.00			5	100.00	1	100.00		
Barrow County	10			5	60.00					16	23.33	4	33.33					1	0.00			4	25.00	21	80.00		
Bartow County	10					2	100.00			1	100.00	11	100.00			1	100.00			1	100.00	1	100.00			1	100.00
Ben Hill County	10			12	100.00	29	100.00			7	100.00							6	100.00			8	87.50	8	50.00		
Berrien County	10			5	100.00	1	0.00	5	0.00	16	68.75	11	90.91	11	90.91	4	100.00			5	100.00	8	62.50	1	0.00		

System Name	Grade	2003-04												2004-05														
		Writing Only		Both Reading & Writing		Both Reading & Math		Both Writing & Math		Math Only		Reading Only		Writing Only		Both Reading & Writing		Both Reading & Math		Both Writing & Math		Math Only		Reading Only		Writing Only		
		N	%	N	%	N	%	N	%	N	%	N	%	N	%	N	%	N	%	N	%	N	%	N	%	N	%	N
Bibb County	10			1	100.00					1	100.00	3	0.00			29	84.38	3	66.67			1	100.00	19	71.43			
Bleckley County	10	4	100.00			2	100.00			26	100.00							11	81.82			3	100.00					
Brantley County	10			13	92.31			23	95.65	31	96.77	7	71.43			10	100.00					1	100.00	1	100.00			
Bremen City	10	3	100.00									5	80.00					1	0.00			12	100.00	2	100.00			
Brooks County	10					14	85.71			15	93.33	17	76.47			6	100.00	5	100.00	8	87.50	8	87.50			12	75.00	
Bryan County	10					1	100.00			4	83.33											1	100.00	4	100.00			
Buford City	10			6	83.33					2	50.00					12	66.67	1	100.00			2	0.00					
Bulloch County	10			5	58.33	7	85.71			6	83.33	18	79.41			2	50.00											
Burke County	10																							1	100.00			
Butts County	10											2	50.00															
Calhoun City	10			1	100.00	1	100.00			1	100.00	19	89.47											14	92.86			
Calhoun County	10					2	100.00			6	100.00											5	100.00					
Camden County	10																											
Candler County	10	6	83.33			27	74.07			5	80.00	6	66.67					12	75.00			16	75.00	6	83.33			
Carroll County	10									4	100.00											12	64.81	7	62.50			
Carrollton City	10																											
Cartersville City	10					7	71.43			1	100.00							15	86.67			20	85.00	15	80.00			
Catoosa County	10			4	100.00	27	96.67			52	81.39	9	77.78			3	100.00	5	100.00			24	87.50	4	75.00			
Charlton County	10			2	100.00																							
Chatham County	10					77	69.88			83	64.24	36	69.99					2	100.00			5	37.50	18	43.75			
Chattooga County	10											2	100.00										4	75.00				
Cherokee County	10	3	100.00			64	71.35			50	68.56	63	73.87					73	27.45			69	11.22	213	51.61			
Chickamauga City	10																					8	87.50					
Clayton County	10					20	47.37			21	40.97	51	85.66					1	100.00			26	64.80	44	73.25			
Clinch County	10									1	100.00	2	100.00									3	100.00	7	85.71			
Cobb County	10	14	100.00	19	100.00	22	79.29			90	73.61	368	79.59			85	90.04	44	82.92	36	92.22	247	84.00	25	74.40	19	88.89	
Coffee County	10			14	85.71	12	50.00			16	81.25											9	66.67	13	23.08			
Colquitt County	10			42	80.95	61	65.57			24	83.33					61	75.41	28	75.00			27	48.15					
Columbia County	10					30	73.33			17	58.82	14	85.71					13	100.00			13	69.23	15	73.33			
Commerce City	10					7	57.14			1	100.00							7	100.00			6	100.00					
Cook County	10					17	76.47											3	66.67					12	66.67			
Coweta County	10	2	100.00							14	85.71	39	70.99	4	66.67	23	79.61					3	66.67					
Crawford County	10	1	100.00			4	25.00			1	0.00	8	100.00					3	100.00			8	100.00	10	100.00			
Crisp County	10			1	100.00	1	100.00	15	66.67	17	64.71			14	57.14	7	71.43			12	58.33	33	69.70	22	50.00	2	50.00	
Dalton City	10					1	100.00			17	82.35							6	33.33			42	35.71					
Dawson County	10	12	66.67	4	25.00					4	75.00			5	40.00					5	80.00	7	85.71			15	80.00	
Decatur City	10			12	91.67											3	100.00	2	0.00	6	16.67	7	57.14			1	100.00	
Decatur County	10			30	76.67	27	62.96			19	94.74	1	100.00			15	93.33	10	90.00			15	66.67					
DeKalb County	10					119	60.69			528	60.59	191	55.98					22	97.96			273	73.06	146	78.85			
Dodge County	10					1	100.00			3	100.00	18	100.00					4	50.00			4	100.00	10	80.00			
Dooly County	10									2	50.00	1	100.00															
Dougherty County	10					5	50.00			5	20.00	3	50.00	1	100.00			2	100.00			3	25.00					
Douglas County	10			1	100.00							1	100.00			1	100.00											
Dublin City	10															10	100.00	2	100.00			9	100.00					
Early County	10			9	100.00	4	100.00			24	91.67	2	100.00			1	100.00	5	80.00	1	100.00	15	93.33	2	50.00			
Echols County	10													1	100.00			2	0.00			2	100.00					

System Name	Grade	2003-04												2004-05													
		Writing Only		Both Reading & Writing		Both Reading & Math		Both Writing & Math		Math Only		Reading Only		Writing Only		Both Reading & Writing		Both Reading & Math		Both Writing & Math		Math Only		Reading Only		Writing Only	
		N	%	N	%	N	%	N	%	N	%	N	%	N	%	N	%	N	%	N	%	N	%	N	%	N	%
Effingham County	10			4	100.00					9	77.78							3	66.67			3	66.67	73	54.79		
Elbert County	10			14	92.86			1	100.00	15	66.67							4	100.00			14	64.29	6	83.33		
Emanuel County	10			45	94.87	5	80.00			2	50.00	12	85.00	1	100.00												
Evans County	10			4	75.00	3	66.67			1	0.00																
Fannin County	10			2	50.00												1	100.00									
Fayette County	10			10	50.00	2	100.00			2	50.00	8	83.33	4	50.00	17	61.90							53	81.32	1	0.00
Floyd County	10					9	100.00			28	88.53	53	86.91	1	100.00	1	100.00			2	100.00	30	88.81			16	75.00
Forsyth County	10	7	100.00	1	100.00							3	100.00														
Franklin County	10			12	58.33							3	66.67			24	100.00	1	100.00								
Fulton County	10	9	86.67	161	78.65	155	66.73	1	0.00	221	72.82	102	56.28			145	68.04	87	44.73	10	50.00	289	68.52	50	66.67	11	50.00
Gilmer County	10									23	69.57											8	100.00	6	100.00		
Glacocock County	10									1	100.00	1	0.00														
Glynn County	10					2	0.00			25	71.53	16	57.14						2	50.00	1	100.00				33	72.73
Greene County	10					13	61.54			4	75.00	4	100.00														
Gwinnett County	10	21	49.31	41	84.66	24	37.76	49	81.93	150	59.37	90	65.98	16	58.33			1	100.00	2	0.00	55	41.52	68	69.42	7	13.33
Habersham County	10			1	100.00	2	0.00			18	38.89	17	70.59					6	66.67			20	80.00	10	70.00		
Hancock County	10					4	100.00			14	71.43	11	81.82					1	100.00			2	100.00	5	60.00		
Haralson County	10	1	0.00			34	79.41			4	100.00	1	0.00			12	100.00	15	100.00			15	100.00	7	100.00	1	100.00
Harris County	10			14	85.71	1	0.00			10	40.00	5	40.00														
Hart County	10					2	100.00			1	100.00	36	77.78					5	100.00			5	80.00	16	93.75		
Heard County	10			3	100.00	4	50.00			3	66.67					13	84.62	8	75.00			10	70.00				
Henry County	10					20	81.25			122	69.66	5	75.00	1	100.00			1	100.00	10	68.75	24	82.50			17	94.55
Houston County	10					1	100.00					67	88.89					63	100.00			52	83.33	47	100.00		
Irwin County	10																										
Jackson County	10									1	100.00							2	100.00								
Jasper County	10					10	90.00			2	100.00	1	100.00														
Jeff Davis County	10					22	72.73			19	78.95	27	100.00	1	100.00			38	71.05			27	85.19	14	100.00		
Jefferson City	10			1	100.00	2	100.00					1	100.00									2	100.00				
Jefferson County	10															4	50.00									2	0.00
Jenkins County	10					8	62.50					4	75.00					2	100.00			2	100.00	35	82.86		
Johnson County	10					1	0.00					17	76.47											13	92.31		
Jones County	10			8	87.50	37	81.08							1	100.00			22	86.36								
Lamar County	10									2	100.00	1	100.00														
Lanier County	10					1	0.00			10	50.00	1	100.00									3	66.67				
Laurens County	10			1	100.00	7	70.83	11	63.64	41	86.63	31	96.67	19	94.74			9	87.50			16	92.86	11	100.00		
Lee County	10							36	94.44	13	76.92	1	100.00	4	100.00			3	100.00			5	100.00				
Liberty County	10									1	100.00	1	100.00														
Lincoln County	10																										
Long County	10					14	50.00			6	83.33	29	86.21					5	40.00			3	66.67	6	50.00		
Lowndes County	10									9	100.00	20	75.00					23	86.96			9	88.89	27	88.89		
Lumpkin County	10											5	60.00														
Macon County	10					4	75.00			8	62.50	14	71.43									1	100.00	10	20.00		
Madison County	10			2	50.00	2	0.00			25	80.00	14	71.43	1	100.00	4	100.00	1	100.00			2	50.00	3	100.00		
Marietta City	10			8	75.00	4	50.00			30	40.00	9	55.56					1	100.00			15	60.00	27	48.15		
McDuffie County	10			29	93.10	15	66.67			15	73.33					2	100.00										
McIntosh County	10											27	81.48			29	75.86	15	60.00			9	77.78				

System Name	Grade	2003-04												2004-05															
		Writing Only		Both Reading & Writing		Both Reading & Math		Both Writing & Math		Math Only		Reading Only		Writing Only		Both Reading & Writing		Both Reading & Math		Both Writing & Math		Math Only		Reading Only		Writing Only			
		N	%	N	%	N	%	N	%	N	%	N	%	N	%	N	%	N	%	N	%	N	%	N	%	N	%	N	%
Meriwether County	10																	42	100.00					18	100.00	1	100.00		
Miller County	10															1	100.00												
Mitchell County	10			23	86.96	4	100.00			7	28.57	6	66.67			18	77.78									4	100.00		
Monroe County	10			1	100.00					25	76.00																		
Montgomery County	10			1	100.00	1	100.00			12	83.33	1	100.00																
Morgan County	10																									26	100.00		
Murray County	10			5	60.00																								
Muscogee County	10					94	71.92									3	66.67								20	57.50			
Newton County	10			61	38.33	3	33.33			25	56.00	2	100.00	1	0.00	27	59.26	3	33.33					30	66.67	16	62.50		
Oconee County	10	5	80.00										3	33.33															
Oglethorpe County	10									18	44.44	2	100.00			2	100.00	12	83.33					22	81.82	4	25.00	1	100.00
Paulding County	10					32	28.97			87	56.39	13	51.67					3	33.33					29	40.22	28	47.34		
Peach County	10																												
Pelham City	10					5	100.00			9	100.00	21	100.00					7	100.00					3	100.00	5	100.00		
Pickens County	10	2	50.00			6	66.67			9	55.56	1	0.00											4	75.00				
Pierce County	10			23	78.26	7	85.71			2	100.00									7	100.00			5	60.00			4	75.00
Pike County	10											15	86.67					2	100.00					1	100.00	1	0.00		
Polk County	10					11	100.00			27	100.00	2	100.00			4	100.00							12	100.00	2	100.00		
Pulaski County	10					4	75.00			5	80.00	5	100.00					5	80.00					6	100.00	2	50.00		
Rabun County	10					7	100.00			6	83.33	4	100.00					1	100.00					2	100.00	2	100.00		
Randolph County	10			3	100.00	1	100.00					66	90.91			14	92.86							9	66.67				
Richmond County	10	24	84.85	52	71.88	28	74.29	1	100.00	185	78.03	62	85.38	46	90.00	15	86.67	2	100.00					58	46.67	1	0.00	3	100.00
Rockdale County	10											38	86.54			12	50.00							6	100.00	9	88.89		
Rome City	10									5	80.00							1	100.00					1	100.00				
Schley County	10					1	100.00			6	100.00	2	100.00					1	100.00							3	100.00		
Screven County	10							3	100.00											8	62.50			5	100.00			2	100.00
Seminole County	10							16	75.00	18	100.00																		
Social Circle City	10																												
Spalding County	10	29	92.37							5	50.00	55	79.02			22	73.50	4	83.33	2	0.00			27	84.89	74	78.41	43	73.80
Stephens County	10					3	66.67			9	33.33	22	68.18					3	33.33					19	57.89	14	64.29		
Stewart County	10			1	100.00					9	77.78	1	100.00													1	100.00	3	100.00
Sumter County	10			54	71.11	23	95.65			9	77.78					24	100.00	4	75.00					67	92.54	1	100.00		
Talbot County	10			2	100.00	7	71.43			9	77.78	7	42.86			26	100.00	3	100.00					4	100.00	1	100.00		
Taliaferro County	10					1	100.00					1	100.00					1	0.00							1	100.00		
Tattall County	10					7	57.14			17	70.59	28	89.29											8	87.50	19	78.95		
Taylor County	10									1	100.00	4	50.00					7	42.86	1	100.00			5	40.00				
Telfair County	10					55	78.18					2	0.00			5	60.00	10	60.00					1	100.00	9	77.78	2	100.00
Terrell County	10					50	100.00					7	100.00			1	100.00	21	95.24	1	100.00			23	91.30	4	100.00	7	85.71
Thomas County	10			5	80.00	14	42.86					2	50.00			1	100.00	1	100.00	26	100.00						2	100.00	
Thomaston-Upson County	10	2	100.00	5	80.00	20	80.00	11	63.64	23	95.65	4	100.00	1	100.00	8	75.00	4	100.00					21	76.19	1	100.00		
Thomasville City	10	6	66.67																										
Tift County	10			3	100.00	1	0.00			34	52.94					1	100.00			2	50.00			44	47.73				
Toombs County	10			14	64.29	1	100.00			1	100.00	2	0.00			5	100.00	8	62.50					24	75.00	1	0.00		
Towns County	10					4	75.00			14	85.71	1	100.00																
Treutlen County	10					2	100.00			1	100.00	1	100.00			2	50.00							2	50.00	2	50.00		
Troup County	10									66	100.00	3	100.00					24	82.94					7	91.67				

System Name	Grade	2003-04												2004-05															
		Writing Only		Both Reading & Writing		Both Reading & Math		Both Writing & Math		Math Only		Reading Only		Writing Only		Both Reading & Writing		Both Reading & Math		Both Writing & Math		Math Only		Reading Only		Writing Only			
		N	%	N	%	N	%	N	%	N	%	N	%	N	%	N	%	N	%	N	%	N	%	N	%	N	%		
Turner County	10											9	100.00												1	100.00			
Twiggs County	10															4	100.00	2	100.00					10	100.00				
Valdosta City	10																							1	0.00				
Vidalia City	10	6	83.33	2	100.00	11	81.82	4	100.00	7	71.43	4	100.00	3	100.00	4	100.00												
Walker County	10					1	100.00			4	83.33	4	100.00			4	75.00	15	47.22					19	64.88	21	70.67		
Walton County	10			27	77.78					14	71.43							1	0.00					1	0.00		2	100.00	
Ware County	10			4	100.00					16	86.36	1	100.00			2	100.00							3	66.67				
Washington County	10					37	100.00											26	80.77							1	0.00		
Wayne County	10	3	66.67			54	88.89			18	94.44	43	88.37												9	77.78			
Wheeler County	10					2	100.00			7	100.00	5	80.00												12	100.00			
White County	10	7	85.71	6	83.33					1	100.00					4	50.00												
Whitfield County	10															9	100.00							4	100.00	3	100.00		
Wilcox County	10			3	100.00					2	100.00					7	100.00												
Wilkes County	10					6	33.33											3	100.00					50	62.00				
Wilkinson County	10			1	100.00	24	91.67			7	100.00	7	71.43	3	100.00	2	100.00	8	50.00					4	75.00	1	100.00		
Worth County	10			9	55.56	2	50.00			23	43.48					54	83.33												

Appendix C
2002-03 and 2004-05
Number of Students Enrolled (N) in REP Programs and
Percentage of Students Passing (%) Portions of the GHS GT Programs by School System

System Name	Grade	2002-03				2003-04						2004-05					
		ELA		Math		ELA		Math		Writing		ELA		Math		Writing	
		N	%	N	%	N	%	N	%	N	%	N	Mean	N	Mean	N	Mean
Appling County	11	16	75.00	16	68.75	15	73.33	15	86.67	17	17.65	19	100.00	19	87.50	18	44.44
Atkinson County	11					6	83.33	6	83.33	0		10	90.00	10	60.00	10	20.00
Atlanta City	11	392	88.84	401	78.95	441	79.11	444	78.07	65	78.61	414	89.22	410	80.26	372	75.64
Baldwin County	11											2	100.00	1	100.00	2	50.00
Banks County	11	4	75.00	5	60.00	5	80.00	5	80.00	5	20.00	5	100.00	5	80.00	6	66.67
Barrow County	11	10	22.22	9	12.50	10	93.75	10	87.50	9	100.00	11	91.67	12	63.33	13	46.43
Bartow County	11	3	33.33	3	66.67							3	100.00	3	100.00	3	33.33
Ben Hill County	11	28	71.43	28	75.00												
Berrien County	11	63	79.37	65	78.46	19	57.89	19	78.95	16	43.75	29	85.71	28	78.57	24	62.50
Bibb County	11	2	100.00	6	33.33	1	0.00	1	0.00	1	0.00	46	97.35	45	82.31	45	73.42
Bleckley County	11	2	100.00	3	100.00	2	100.00	2	100.00	1	0.00	21	95.24	21	80.95	21	76.19
Brantley County	11	15	73.33	16	62.50	4	100.00	3	33.33	3	66.67	3	100.00	3	100.00	3	33.33
Bremen City	11	13	100.00	13	92.31	6	66.67	6	100.00	0		12	91.67	12	91.67	12	100.00
Brooks County	11	19	94.74	21	80.95	17	76.47	17	88.24	18	83.33	14	92.86	14	71.43	16	62.50
Bryan County	11	2	50.00	2	50.00	2	50.00	3	75.00	2	50.00	6	50.00	6	83.33	5	20.00
Buford City	11					3	66.67	3	33.33	3	66.67	3	100.00	3	100.00	2	100.00
Bulloch County	11	11	81.25	11	56.25	28	70.00	28	88.08	23	87.27	1	100.00	1	100.00	0	
Calhoun City	11	32	90.63	32	87.50	34	91.18	34	88.24	32	65.63	29	82.76	29	93.10	27	70.37
Calhoun County	11	2	100.00	2	50.00	6	66.67	6	66.67	7	71.43	7	100.00	7	71.43	7	85.71
Candler County	11	9	88.89	10	80.00	15	80.00	15	73.33	13	61.54	23	95.24	23	80.95	21	71.43
Carroll County	11	20	95.00	20	80.00	4	100.00	4	100.00	5	75.00	20	69.12	20	66.18	19	91.18
Cartersville City	11	4	100.00	4	100.00	10	90.00	10	90.00	12	66.67	11	90.00	11	90.00	11	72.73
Catoosa County	11	72	87.50	71	86.10	23	96.15	24	100.00	22	75.00	21	90.48	21	85.71	21	90.48
CCAT	11											3	100.00	3	66.67	0	
Charlton County	11	15	80.00	15	66.67	1	100.00	2	100.00	1	0.00						

System Name	Grade	2002-03				2003-04						2004-05					
		ELA		Math		ELA		Math		Writing		ELA		Math		Writing	
		N	%	N	%	N	%	N	%	N	%	N	Mean	N	Mean	N	Mean
Chatham County	11	58	90.28	49	93.48	12	91.67	12	83.33	11	66.67	11	100.00	11	60.00	10	50.00
Chattooga County	11	1	0.00	0		5	20.00	5	20.00	5	40.00	17	100.00	17	82.35	16	62.50
Cherokee County	11	97	88.03	96	91.02	51	75.94	46	83.98	47	78.59	176	92.29	176	96.34	166	84.02
Chickamauga City	11					5	80.00	5	100.00	5	80.00	8	87.50	8	100.00	8	75.00
Clayton County	11	13	73.33	14	31.82	7	66.67	8	72.22	8	80.00	11	55.56	10	88.89	9	55.00
Clinch County	11	6	66.67	6	16.67	17	94.12	17	94.12	17	47.06	8	87.50	8	75.00	7	71.43
Cobb County	11	254	75.78	256	79.67	316	82.53	320	77.66	251	67.97	220	80.10	219	73.53	203	73.79
Coffee County	11											34	96.67	33	96.67	32	62.50
Colquitt County	11	91	75.82	91	71.43	70	60.00	72	63.89	61	42.62	55	71.15	55	71.15	57	66.67
Columbia County	11	32	71.88	34	73.53	36	94.44	37	91.89	35	88.57	28	96.15	27	88.46	24	91.67
Commerce City	11	11	72.73	11	90.91	6	100.00	6	100.00	5	80.00	4	75.00	4	100.00	4	50.00
Cook County	11	20	95.00	21	100.00	10	60.00	11	72.73	9	66.67	19	94.12	18	82.35	20	65.00
Coweta County	11	22	70.83	23	38.33	74	88.08	73	75.85	67	83.00	44	91.67	44	84.27	44	84.05
Crawford County	11	6	83.33	7	57.14	10	90.00	10	90.00	8	75.00	15	93.33	15	66.67	14	57.14
Crisp County	11	3	66.67	4	50.00							9	100.00	9	88.89	8	87.50
Dalton City	11	7	57.14	7	85.71	35	91.43	36	77.78	38	84.21	17	86.67	17	85.71	12	91.67
Dawson County	11	6	50.00	6	50.00	4	75.00	3	100.00	3	66.67	8	100.00	8	80.00	6	100.00
Decatur City	11	3	33.33	3	66.67	3	33.33	3	33.33	2	0.00	6	66.67	6	33.33	5	40.00
DeKalb County	11	457	73.97	461	71.46	303	58.36	303	53.87	199	50.07	208	79.12	209	65.75	152	72.22
Dodge County	11	5	100.00	5	40.00	8	100.00	8	50.00	8	62.50						
Dooly County	11	3	33.33	2	50.00	2	0.00	4	0.00	3	33.33	2		1		0	
Dougherty County	11	2	100.00	2	100.00	1	100.00	1	100.00	2	50.00	2	50.00	2	50.00	1	100.00
Douglas County	11	0		1	0.00												
Dublin City	11											14	90.91	13	90.00	12	66.67
Early County	11	67	88.06	67	82.09	44	81.82	44	77.27	40	45.00	18	82.35	17	75.00	16	62.50
Echols County	11	1	100.00	1	100.00							1	100.00	1	100.00	0	
Effingham County	11	3	100.00	3	100.00	1	0.00	1	100.00	0		35	96.97	35	96.97	25	72.00
Elbert County	11	5	40.00	5	40.00	1	100.00	1	0.00	1	100.00	10	80.00	10	83.33	10	60.00
Emanuel County	11	39	79.37	39	74.60							1	100.00	1	0.00	1	0.00
Evans County	11	20	90.00	20	85.00	8	87.50	8	75.00	8	50.00						

System Name	Grade	2002-03				2003-04						2004-05					
		ELA		Math		ELA		Math		Writing		ELA		Math		Writing	
		N	%	N	%	N	%	N	%	N	%	N	Mean	N	Mean	N	Mean
Fannin County	11	0		1	0.00	0		0		0							
Fayette County	11	7	91.67	7	91.67	15	96.88	15	75.00	12	87.50	62	98.61	61	99.31	59	93.42
Floyd County	11	34	86.35	34	94.68	18	100.00	20	50.00	18	72.22	14	96.67	13	76.67	14	80.30
Forsyth County	11	15	93.33	15	100.00	1	100.00	1	100.00	1	100.00						
Franklin County	11	2	100.00	2	100.00	7	100.00	7	100.00	7	100.00	8	87.50	8	87.50	8	75.00
Fulton County	11	341	80.88	355	71.72	445	77.73	470	81.36	407	67.78	447	87.54	440	85.50	399	69.29
Gilmer County	11	19	78.95	19	42.11	8	62.50	8	87.50	7	85.71	15	69.23	14	84.62	13	30.77
Glascocock County	11	1	100.00	1	100.00												
Glynn County	11	16	85.71	16	85.71	15	80.00	15	80.00	16	75.00	6	66.67	6	83.33	6	83.33
Greene County	11	22	54.55	22	40.91	30	60.00	31	67.74	25	60.00						
Gwinnett County	11	114	75.55	115	76.76	78	71.66	77	66.18	54	77.31	54	74.37	56	76.04	49	77.42
Habersham County	11	20	80.00	20	75.00	8	75.00	8	75.00	7	71.43	32	70.97	32	70.00	29	62.07
Hancock County	11	7	71.43	7	71.43												
Haralson County	11	21	90.48	20	75.00	28	78.57	30	70.00	25	52.00	49	89.13	51	75.00	46	84.78
Harris County	11	15	80.00	15	80.00	16	62.50	16	68.75	16	62.50	1	100.00	1	100.00	1	0.00
Hart County	11	25	76.00	24	66.67	7	100.00	7	100.00	6	83.33	9	88.89	9	100.00	9	100.00
Heard County	11	0		8	75.00	15	73.33	15	46.67	8	37.50	15	93.33	15	73.33	12	66.67
Henry County	11	57	87.24	56	85.39	68	89.38	70	88.66	49	85.42	24	90.00	24	75.60	22	65.18
Houston County	11	139	86.05	137	90.82	51	76.35	50	61.16	44	64.13	125	89.34	125	84.50	118	84.80
Jackson County	11	5	100.00	7	71.43	14	92.86	14	85.71	15	0.00	15	83.33	16	91.67	18	33.33
Jasper County	11	20	75.00	20	75.00	1	100.00	1	100.00	2	0.00	1	100.00	1	100.00	1	0.00
Jeff Davis County	11	26	96.15	26	92.31	40	75.00	40	90.00	39	82.05	41	87.18	40	94.74	40	67.50
Jefferson City	11	12	83.33	11	81.82	4	100.00	4	100.00	4	100.00	11	100.00	11	90.00	11	72.73
Jefferson County	11					1	0.00	0		2	50.00	20	90.00	20	70.00	20	40.00
Jenkins County	11	82	93.90	81	93.83	17	76.47	18	83.33	14	85.71	17	87.50	16	93.75	16	75.00
Johnson County	11	5	60.00	5	20.00												
Jones County	11	1	100.00	1	100.00	32	90.63	32	87.50	28	89.29	17	91.67	16	75.00	14	57.14
Lanier County	11	13	76.92	11	72.73												
Laurens County	11	72	74.38	70	72.94	17	67.86	17	62.86	18	51.30	31	68.21	32	51.43	27	56.07
Lee County	11	24	70.83	24	66.67	11	63.64	11	72.73	9	77.78	11	80.00	11	72.73	6	66.67

System Name	Grade	2002-03				2003-04						2004-05					
		ELA		Math		ELA		Math		Writing		ELA		Math		Writing	
		N	%	N	%	N	%	N	%	N	%	N	Mean	N	Mean	N	Mean
Lincoln County	11					1	100.00	1	100.00	1	100.00	3	100.00	3	100.00	3	100.00
Long County	11	17	76.47	16	75.00	33	78.79	33	84.85	26	76.92	23	95.65	24	95.45	19	78.95
Lowndes County	11	14	64.29	13	46.15	14	71.43	15	46.67	0		16	73.33	17	66.67	17	41.18
Lumpkin County	11	5	100.00	5	100.00												
Macon County	11	8	62.50	10	20.00	28	82.14	30	56.67	33	39.39	1	100.00	1	100.00	0	
Madison County	11	38	89.47	38	92.11	25	84.00	25	84.00	24	54.17	24	85.71	24	71.43	22	81.82
Marietta City	11	20	55.00	18	33.33	3	33.33	1	100.00	3	33.33	12	77.78	11	77.78	5	40.00
McDuffie County	11	32	75.00	32	56.25							16	100.00	16	100.00	16	93.75
McIntosh County	11					27	77.78	27	59.26	25	52.00	16	80.00	16	53.33	16	37.50
Meriwether County	11	10	90.00	10	80.00	15	78.41	15	61.36	15	47.73	18	71.43	18	92.86	16	61.11
Miller County	11	1	100.00	1	100.00	10	70.00	10	50.00	10	20.00	1	100.00	1	100.00	1	100.00
Mitchell County	11	19	52.63	19	42.11	30	83.33	31	74.19	28	82.14	12	85.71	12	71.43	11	54.55
Monroe County	11	2	100.00	2	50.00	1	100.00	1	100.00	1	100.00						
Montgomery County	11	12	100.00	12	83.33	9	55.56	9	66.67	8	50.00						
Morgan County	11					1	0.00	0		1	0.00						
Murray County	11	2	100.00	2	100.00	17	70.59	19	68.42	19	10.53						
Muscogee County	11	68	77.21	69	70.11	89	89.73	93	74.32	78	84.16	77	96.19	76	87.92	75	85.83
Newton County	11	21	71.43	21	76.19	1	100.00	2	50.00	1	0.00	3	100.00	4	66.67	5	60.00
Oglethorpe County	11	1	100.00	1	100.00	8	87.50	8	62.50	6	50.00	28	77.78	28	61.54	29	68.97
Paulding County	11	39	93.12	38	69.43	11	100.00	9	100.00	12	100.00	9	85.71	9	85.71	9	85.71
Peach County	11	5	100.00	6	66.67												
Pelham City	11	7	100.00	9	88.89	5	100.00	5	100.00	5	100.00	6	100.00	6	100.00	6	83.33
Pickens County	11	28	89.29	28	71.43	13	69.23	13	53.85	10	90.00	5	60.00	5	60.00	5	80.00
Pierce County	11	9	77.78	10	60.00	14	64.29	16	62.50	15	46.67	21	85.00	20	70.00	18	66.67
Pike County	11	7	71.43	8	50.00	1	100.00	3	33.33	2	50.00	3	100.00	3	66.67	3	100.00
Polk County	11	30	76.67	34	31.82	32	65.63	34	58.82	32	37.50	54	84.01	52	68.56	54	64.77
Pulaski County	11	3	100.00	3	66.67	20	95.00	20	95.00	18	66.67	11	90.91	11	100.00	11	54.55
Rabun County	11	6	83.33	6	66.67	13	92.31	13	76.92	11	90.91	15	80.00	15	80.00	15	80.00
Randolph County	11	48	97.92	48	97.92	59	81.36	60	88.33	58	68.97	5	40.00	5	40.00	5	60.00
Richmond County	11	259	84.55	267	65.64	51	70.73	54	60.25	50	75.14	11	58.33	10	66.67	12	66.67

System Name	Grade	2002-03				2003-04						2004-05					
		ELA		Math		ELA		Math		Writing		ELA		Math		Writing	
		N	%	N	%	N	%	N	%	N	%	N	Mean	N	Mean	N	Mean
Rockdale County	11	55	100.00	55	98.33	25	96.00	26	92.31	24	95.83	1	0.00	1	0.00	0	
Rome City	11	1	100.00	1	100.00												
Schley County	11	22	90.91	22	68.18	6	50.00	6	100.00	5	80.00	5	100.00	5	60.00	5	80.00
Screven County	11					1	0.00	1	100.00	1	0.00	15	100.00	15	93.33	14	100.00
Seminole County	11	11	81.82	13	61.54	16	93.75	17	88.24	16	62.50	1	0.00	1	0.00	1	0.00
Spalding County	11	42	92.71	41	83.38	18	83.77	24	59.66	27	70.36	99	88.84	95	81.10	98	80.45
Stephens County	11	15	73.33	12	66.67	9	55.56	9	55.56	9	77.78	8	85.71	8	85.71	11	54.55
Stewart County	11	14	71.43	11	54.55	6	66.67	7	85.71	4	75.00	2	50.00	2	50.00	2	50.00
Sumter County	11	14	83.33	14	62.22	39	95.95	39	72.30	40	49.10	53	86.54	54	75.00	53	73.58
Talbot County	11	14	92.86	17	64.71	16	81.25	18	55.56	17	58.82	25	90.48	23	76.19	25	88.00
Taliaferro County	11	4	0.00	4	25.00	2	0.00	2	0.00	2	0.00	4	100.00	4	100.00	4	75.00
Tattnall County	11	35	82.86	36	69.44	17	88.24	17	100.00	17	88.24	1	100.00	1	100.00	1	0.00
Taylor County	11	1	0.00	1	0.00	1	0.00	1	0.00	0		6	66.67	6	50.00	5	40.00
Telfair County	11	32	90.63	33	96.97	1	100.00	1	0.00	2	100.00	6	100.00	6	100.00	6	66.67
Terrell County	11	47	74.47	48	56.25	4	25.00	7	28.57	7	28.57	40	86.84	38	76.32	36	83.33
Thomas County	11	8	62.50	9	33.33	10	22.22	10	40.00	2	0.00	10	80.00	9	100.00	9	77.78
Thomaston-Upson County	11	33	78.79	33	66.67	72	93.06	74	81.08	73	68.49	25	91.67	26	83.33	26	57.69
Tift County	11	1	100.00	1	100.00	42	88.10	42	90.48	40	85.00	26	96.15	26	76.92	27	70.37
Toombs County	11	8	75.00	8	50.00	13	61.54	13	92.31	17	76.47	17	100.00	17	86.67	18	66.67
Towns County	11	8	100.00	8	100.00							2	50.00	2	50.00	2	0.00
Treutlen County	11	6	100.00	6	66.67	1	100.00	2	100.00	2	100.00	1		1		2	50.00
Troup County	11	11	91.67	14	53.33	11	37.50	12	58.33	9	72.22	19	90.48	18	87.83	19	80.09
Turner County	11	15	86.67	15	93.33	3	66.67	1	0.00	2	0.00	2	0.00	3	0.00	3	0.00
Valdosta City	11					4	100.00	5	80.00	3	100.00						
Vidalia City	11	10	60.00	10	40.00	32	87.50	32	93.75	31	93.55	4	100.00	4	100.00	4	75.00
Walker County	11					7	100.00	7	85.71	8	50.00	35	90.48	35	84.52	35	77.38
Walton County	11	5	100.00	6	83.33	16	50.00	16	96.67	15	80.00	9	87.50	11	66.67	9	77.78
Ware County	11	18	96.67	18	80.00	6	100.00	6	100.00	6	100.00	7	91.67	7	75.00	6	90.00
Washington County	11	39	94.87	40	65.00	21	57.14	21	47.62	20	40.00						
Wayne County	11	8	62.50	9	66.67	3	66.67	5	60.00	6	83.33	21	80.95	21	76.19	20	65.00

System Name	Grade	2002-03				2003-04						2004-05					
		ELA		Math		ELA		Math		Writing		ELA		Math		Writing	
		N	%	N	%	N	%	N	%	N	%	N	Mean	N	Mean	N	Mean
Wheeler County	11	18	83.33	18	77.78	14	85.71	14	78.57	13	38.46	15	100.00	15	100.00	15	53.33
White County	11	5	80.00	5	80.00	1	100.00	1	100.00	0		3	66.67	3	66.67	3	66.67
Whitfield County	11	23	69.57	23	60.87	1	100.00	1	0.00	1	0.00	54	96.94	54	80.27	54	73.53
Wilcox County	11	16	43.75	15	40.00	2	50.00	3	66.67	2	50.00	10	77.78	10	88.89	10	50.00
Wilkes County	11	1	0.00	1	0.00	3	66.67	3	66.67	2	50.00	20	90.00	20	70.00	19	63.16
Wilkinson County	11	11	81.82	11	36.36	28	75.00	28	75.00	21	57.14	9	85.71	8	71.43	4	25.00
Worth County	11	4	100.00	4	75.00	7	85.71	9	55.56	9	66.67	9	75.00	9	66.67	10	50.00
Appling County	12	2	100.00	3	66.67							0		0		5	60.00
Atlanta City	12	30	38.85	59	49.66							0		0		39	62.00
Banks County	12	1	100.00	2	50.00							0		0		2	100.00
Barrow County	12	2	50.00	6	25.00							0		0		1	0.00
Ben Hill County	12	4	25.00	5	40.00												
Berrien County	12	1	100.00	4	25.00							0		0		3	33.33
Bibb County	12	0		6	25.00							0		0		1	100.00
Bleckley County	12	0		0													
Brantley County	12											0		0		1	0.00
Brooks County	12	0		1	100.00							0		0		5	40.00
Buford City	12											0		0		1	0.00
Calhoun City	12	4	0.00	1	0.00							0		0		3	66.67
Calhoun County	12											0		0		1	0.00
Candler County	12	0		6	50.00							0		0		7	42.86
Carroll County	12											0		0		4	50.00
Cartersville City	12	0		0													
Catoosa County	12	4	25.00	4	50.00							0		0		1	0.00
Charlton County	12	0		0													
Chatham County	12	5	25.00	18	14.71							0		0		6	66.67
Chattooga County	12	2	50.00	4	25.00							0		0		8	25.00
Cherokee County	12	1	100.00	3	25.00							0		0		17	38.89
Clarke County	12	2	0.00	2	50.00												

System Name	Grade	2002-03				2003-04						2004-05					
		ELA		Math		ELA		Math		Writing		ELA		Math		Writing	
		N	%	N	%	N	%	N	%	N	%	N	Mean	N	Mean	N	Mean
Clayton County	12	2	100.00	5	66.67							0		0		2	0.00
Clinch County	12	0		1	100.00												
Cobb County	12	27	47.53	49	51.46							0		0		68	58.15
Coffee County	12											0		0		3	0.00
Colquitt County	12	3	33.33	7	42.86							0		0		5	40.00
Columbia County	12	0		1	0.00							0		0		10	90.00
Commerce City	12	2	100.00	2	50.00												
Cook County	12	1	0.00	0								0		0		6	50.00
Coweta County	12	2	100.00	15	54.44							0		0		4	50.00
Crawford County	12	0		0													
Dade County	12	0		3	66.67												
Dalton City	12	8	62.50	12	41.67							0		0		7	71.43
Dawson County	12	0		2	50.00							0		0		2	100.00
Decatur City	12	1	0.00	0								0		0		3	0.00
Decatur County	12	0		0													
DeKalb County	12	50	52.77	57	44.85							0		0		50	46.57
Dooly County	12	0		6	33.33												
Dougherty County	12											0		0		1	0.00
Douglas County	12	1	100.00	4	0.00												
Dublin City	12											0		0		2	50.00
Early County	12	3	66.67	4	50.00							0		0		14	14.29
Elbert County	12	2	50.00	6	33.33												
Emanuel County	12	1	0.00	2	0.00							0		0		1	100.00
Evans County	12	0		1	100.00												
Fayette County	12											0		0		2	100.00
Floyd County	12	0		1	100.00												
Franklin County	12	1	0.00	1	0.00												
Fulton County	12	46	53.99	57	34.47							0		0		60	59.97
Gilmer County	12	3	33.33	4	50.00												
Glascocock County	12	0		1	100.00												

System Name	Grade	2002-03				2003-04						2004-05					
		ELA		Math		ELA		Math		Writing		ELA		Math		Writing	
		N	%	N	%	N	%	N	%	N	%	N	Mean	N	Mean	N	Mean
Glynn County	12	1	0.00	1	0.00							0		0		1	0.00
Greene County	12	3	66.67	4	75.00	1	100.00	1	100.00	3	66.67						
Gwinnett County	12	21	75.00	15	50.91							0		0		13	41.25
Habersham County	12	1	0.00	0													
Haralson County	12	2	100.00	7	57.14							0		0		5	60.00
Harris County	12	1	0.00	2	0.00												
Heard County	12	0		1	0.00							0		0		3	33.33
Henry County	12	2	100.00	3	33.33							0		0		1	100.00
Houston County	12	2	50.00	11	30.00							0		0		1	0.00
Jackson County	12	2	50.00	4	25.00							0		0		10	40.00
Jasper County	12	2	100.00	2	50.00							0		0		1	0.00
Jeff Davis County	12	0		1	0.00							0		0		3	33.33
Jefferson City	12	1	100.00	1	100.00							0		0		4	25.00
Jefferson County	12											0		0		8	25.00
Jenkins County	12											0		0		1	0.00
Jones County	12	0		0								0		0		3	0.00
Lanier County	12	2	50.00	2	50.00												
Laurens County	12	6	0.00	15	12.50							0		0		12	6.25
Lee County	12	0		3	33.33												
Lincoln County	12	2	50.00	4	25.00												
Long County	12	1	0.00	1	0.00							0		0		1	0.00
Lowndes County	12	0		1	0.00							0		0		1	100.00
Macon County	12	3	33.33	12	33.33												
Madison County	12	1	0.00	5	40.00							0		0		6	50.00
Marietta City	12	3	100.00	10	60.00							0		0		14	50.00
McDuffie County	12	0		1	0.00							0		0		1	100.00
McIntosh County	12											0		0		7	57.14
Meriwether County	12											0		0		3	75.00
Miller County	12	1	0.00	2	50.00							0		0		5	20.00
Mitchell County	12	0		0								0		0		2	50.00

System Name	Grade	2002-03				2003-04						2004-05					
		ELA		Math		ELA		Math		Writing		ELA		Math		Writing	
		N	%	N	%	N	%	N	%	N	%	N	Mean	N	Mean	N	Mean
Monroe County	12	0		1	0.00												
Montgomery County	12	1	100.00	0													
Murray County	12	3	0.00	3	66.67												
Muscogee County	12	1	0.00	4	16.67							0		0		3	66.67
Newton County	12	1	0.00	2	50.00							0		0		1	100.00
Oglethorpe County	12											0		0		3	33.33
Paulding County	12	1	100.00	2	50.00												
Peach County	12	0		1	0.00												
Pelham City	12	0		0													
Pickens County	12	0		1	0.00							0		0		3	0.00
Pierce County	12	2	50.00	7	42.86							0		0		5	40.00
Pike County	12	1	0.00	0								0		0		2	50.00
Polk County	12	6	37.50	11	35.42							0		0		12	22.22
Rabun County	12	0		2	100.00												
Randolph County	12	4	100.00	7	85.71							0		0		1	0.00
Richmond County	12	12	52.38	32	43.02							0		0		8	26.67
Rockdale County	12	1	0.00	9	12.50							0		0		3	66.67
Rome City	12	2	0.00	1	0.00												
Schley County	12	0		0													
Seminole County	12	2	50.00	2	100.00							0		0		1	100.00
Spalding County	12	1	0.00	9	12.50							0		0		10	38.89
Stephens County	12	0		1	100.00												
Stewart County	12	3	33.33	3	33.33							0		0		3	33.33
Sumter County	12	3	25.00	2	0.00							0		0		7	57.14
Talbot County	12	2	0.00	3	0.00							0		0		2	100.00
Taliaferro County	12	0		3	33.33												
Tattnall County	12	4	25.00	8	12.50												
Telfair County	12	1	100.00	4	75.00												
Terrell County	12	1	0.00	3	33.33							0		0		4	25.00
Thomas County	12	0		3	0.00							0		0		3	66.67

System Name	Grade	2002-03				2003-04						2004-05					
		ELA		Math		ELA		Math		Writing		ELA		Math		Writing	
		N	%	N	%	N	%	N	%	N	%	N	Mean	N	Mean	N	Mean
Thomaston-Upson County	12	1	0.00	4	25.00							0		0		4	25.00
Tift County	12	1	0.00	0								0		0		1	0.00
Toombs County	12	0		2	0.00							0		0		6	33.33
Towns County	12	1	100.00	1	100.00												
Treutlen County	12	0		0								0		0		1	0.00
Troup County	12	4	33.33	2	0.00							0		0		2	0.00
Turner County	12	2	50.00	3	66.67							0		0		1	0.00
Vidalia City	12	0		0								0		0		1	0.00
Walker County	12											0		0		3	66.67
Ware County	12	1	0.00	2	0.00							0		0		2	0.00
Washington County	12	0		2	50.00												
Wayne County	12	3	0.00	0								0		0		1	0.00
Wheeler County	12											0		0		2	0.00
Whitfield County	12	2	50.00	5	41.67							0		0		3	33.33
Wilcox County	12	0		2	0.00												
Wilkes County	12											0		0		1	100.00
Wilkinson County	12	1	100.00	0													
Worth County	12	1	0.00	2	0.00							0		0		1	0.00